

THE GREAT BNF SURVEY OF 2015

(by paul conversano)

Men VS Women! My second favorite Bassnectar album...

Please indicate your gender

	Male	Female	Standard Deviation	Responses
All Data	641 (67.12%)	314 (32.88%)	163.5	955

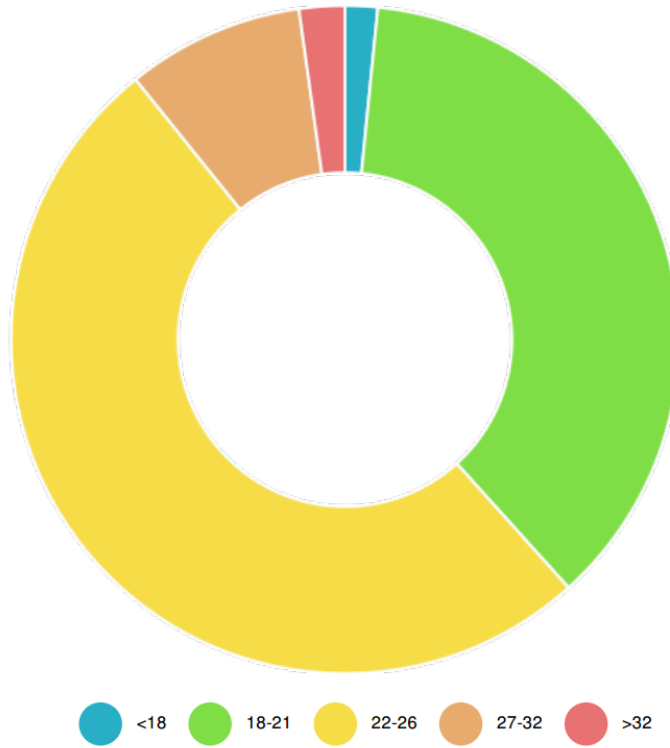


Looks like we have a bit of a sausage fest problem.... With 67% men you'd think these were stats for my last house party!

Next up... How old are we??

How old are you?

	<18	18-21	22-26	27-32	>32	Standard Deviation	Responses
All Data	15 (1.57%)	351 (36.75%)	486 (50.89%)	82 (8.59%)	21 (2.2%)	192.03	955

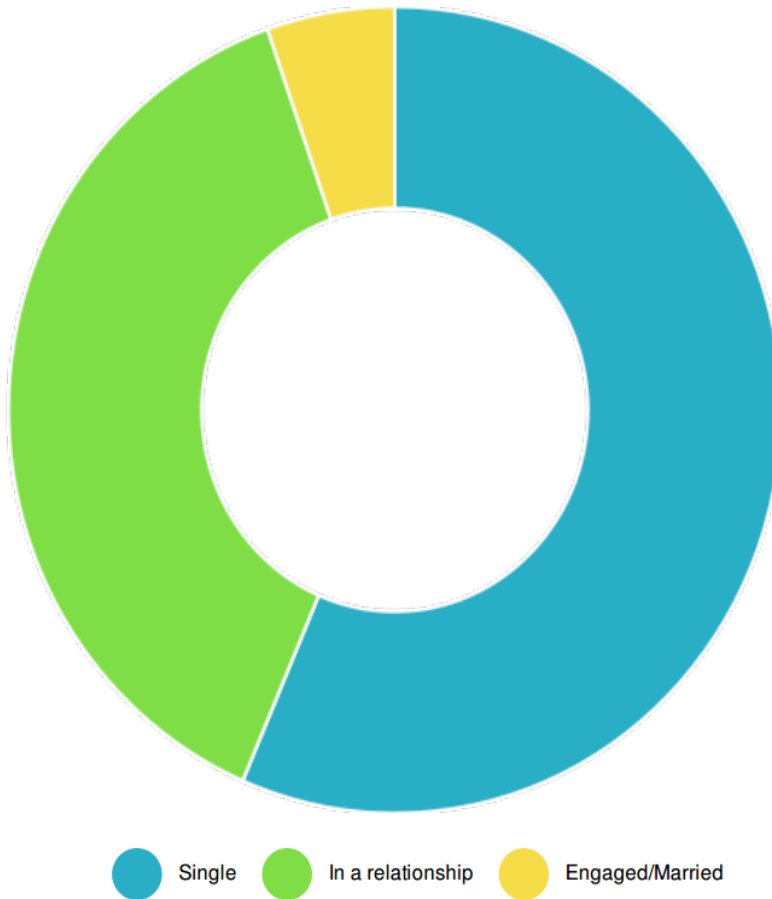


22 - 26 year olds did fantastic. About what I expected. 18-21 year olds come in a close second place. We also have a handful of babies and a handful of old farts ;)

Next is marital status....sooooo.... Netflix and chill?

Marital status?

	Single	In a relationship	Engaged/Married	Standard Deviation	Responses
All Data	539 (56.44%)	365 (38.22%)	51 (5.34%)	201.94	955

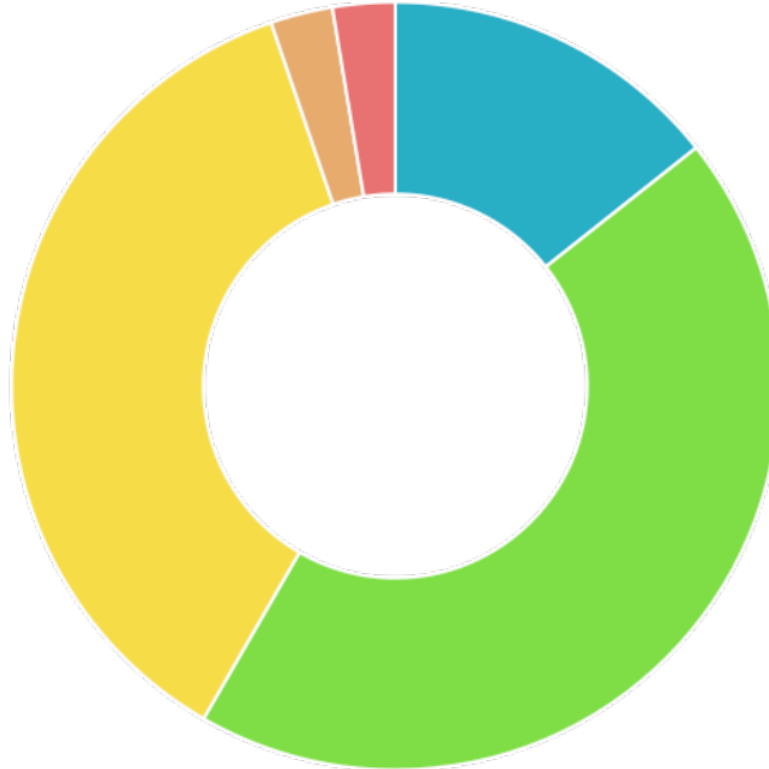


Not surprisingly... most of you are single and ready to mingle. Congrats to those 365 of you in a relationship and extra congrats to the 51 engaged and married couples!!

Now for employment status...

What best describes your employment status?

	Employed part time	Employed full time	Student	Unemployed and searching	Unemployed and loving it	Standard Deviation	Response
All Data	137 (14.35%)	420 (43.98%)	348 (36.44%)	25 (2.62%)	25 (2.62%)	164.39	955



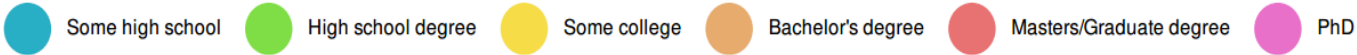
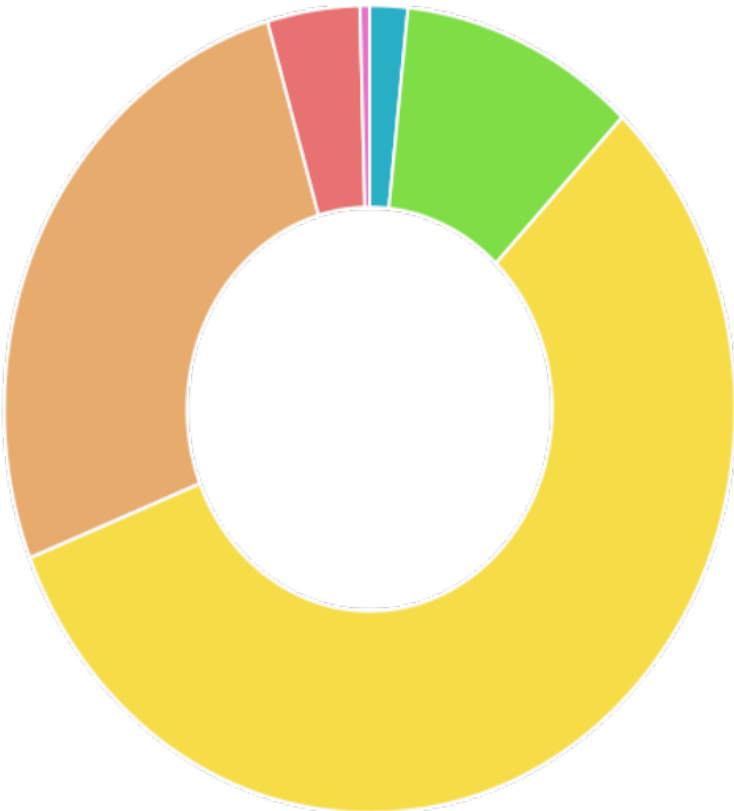
● Employed part time ● Employed full time ● Student ● Unemployed and searching ● Unemployed and loving it

Surprisingly there were more full time employed bassheads than college students. To the 25 that are unemployed and loving it... you're not fooling anybody...we know you sell drugs

Now who said bassheads aren't educated!?

Highest level of education?

	Some high school	High school degree	Some college	Bachelor's degree	Masters/Graduate degree	PhD	Standard Deviation	Responses
All Data	16 (1.68%)	100 (10.47%)	543 (56.86%)	253 (26.49%)	39 (4.08%)	4 (0.42%)	190.9	955



543 of us have some kind of college experience. To the 253 of y'all that graduated college... congrats! And wow we even have 39 Masters Degree holders and 4 PhDs! To those still in high school... keep working!

Now for the super interesting stuff... where do we all live?

The first question... where were you BORN?

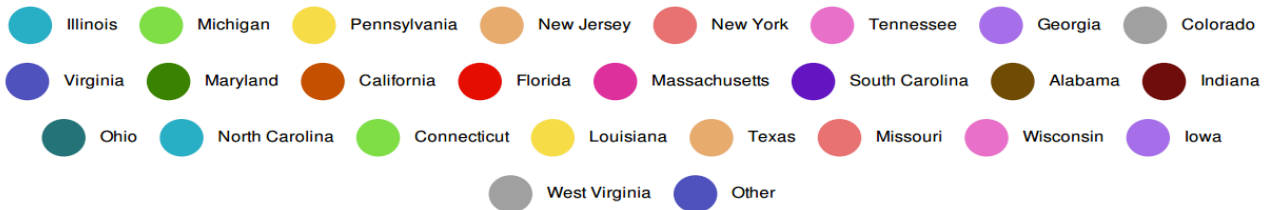
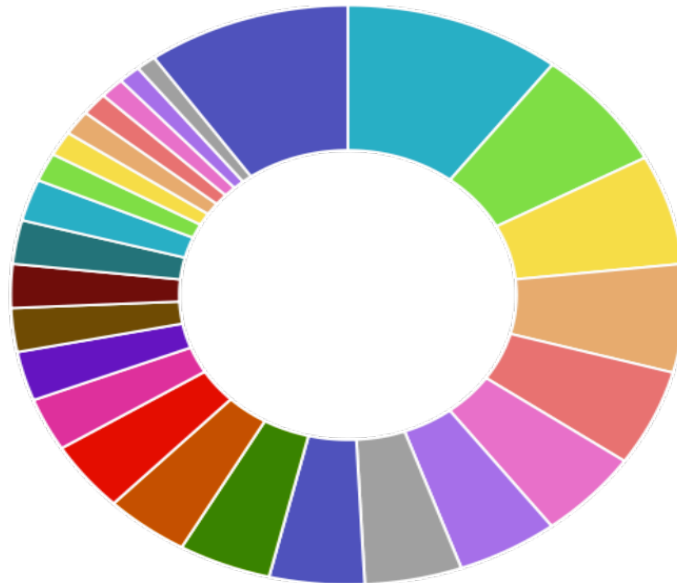
Which state were you BORN in?

	Illinois	Michigan	Pennsylvania	New Jersey	New York	Tennessee	Georgia	Colorado	Virginia	Maryland	California	Florida	Massachusetts	South Carolina
All Data	98 (10.37%)	64 (6.77%)	58 (6.14%)	57 (6.03%)	51 (5.4%)	47 (4.97%)	46 (4.87%)	44 (4.66%)	43 (4.55%)	42 (4.44%)	38 (4.02%)	37 (3.92%)	28 (2.96%)	26 (2.75%)

Which state were you BORN in?

South Carolina	Indiana	Ohio	Alabama	North Carolina	Connecticut	Texas	Louisiana	Missouri	Wisconsin	Iowa	West Virginia	Other	Standard Deviation	Responses
26 (2.75%)	23 (2.43%)	23 (2.43%)	23 (2.43%)	22 (2.33%)	15 (1.59%)	13 (1.38%)	13 (1.38%)	12 (1.27%)	11 (1.16%)	10 (1.06%)	9 (0.95%)	92 (9.74%)	23.42	945

It made me format strangely but we can see that Illinois is first followed by Michigan, Pennsylvania, New Jersey, New York, Tennessee, Georgia, Colorado, etc. Midwest and north holding it down followed by the dirrrrrty south!



Now I asked where do you CURRENTLY LIVE... because I know there has been a basshead migration in the past few years


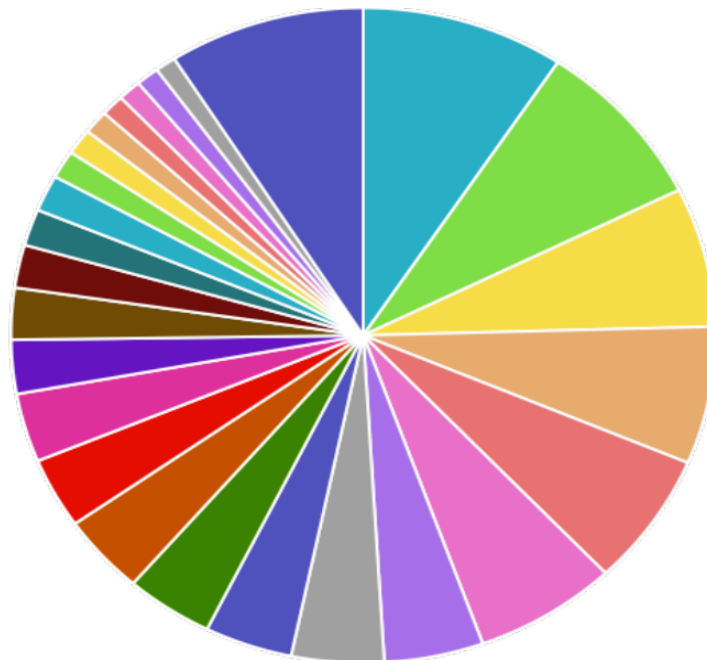
Which state do you CURRENTLY LIVE in?

	Illinois	Colorado	Georgia	Michigan	Tennessee	Pennsylvania	Virginia	Maryland	Florida	New Jersey	New York	North Carolina	South Carolina	California	M
All Data	88 (9.32%)	79 (8.37%)	65 (6.89%)	64 (6.78%)	62 (6.57%)	62 (6.57%)	43 (4.56%)	40 (4.24%)	38 (4.03%)	38 (4.03%)	37 (3.92%)	33 (3.5%)	32 (3.39%)	25 (2.65%)	

Which state do you CURRENTLY LIVE in?

Massachusetts	Alabama	Indiana	Ohio	Connecticut	Louisiana	Missouri	Iowa	West Virginia	Wisconsin	Vermont	Other	Standard Deviation	Responses
24 (2.54%)	20 (2.12%)	17 (1.8%)	17 (1.8%)	13 (1.38%)	12 (1.27%)	11 (1.17%)	10 (1.06%)	10 (1.06%)	10 (1.06%)	9 (0.95%)	85 (9%)	24.62	944

Again... the formatting was weird. But we have some surprising results! Illinois still holds the crown for most bassheads but for some reason so many people moved to Colorado... I wonder why. Georgia and Tennessee move up, and the northern states tend to move down! Cold weather aint so fun is it?



I'm personally a cat lover myself so these next results make me sad but there's love in my heart for both of our furry companions

Dog or cat person?

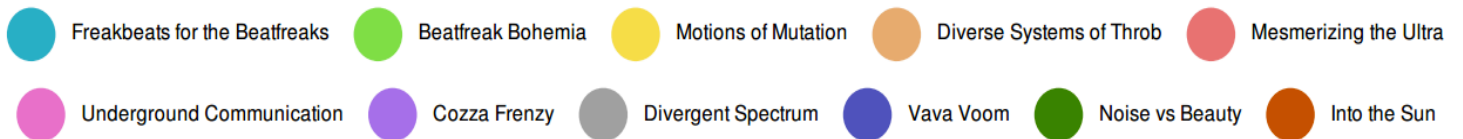
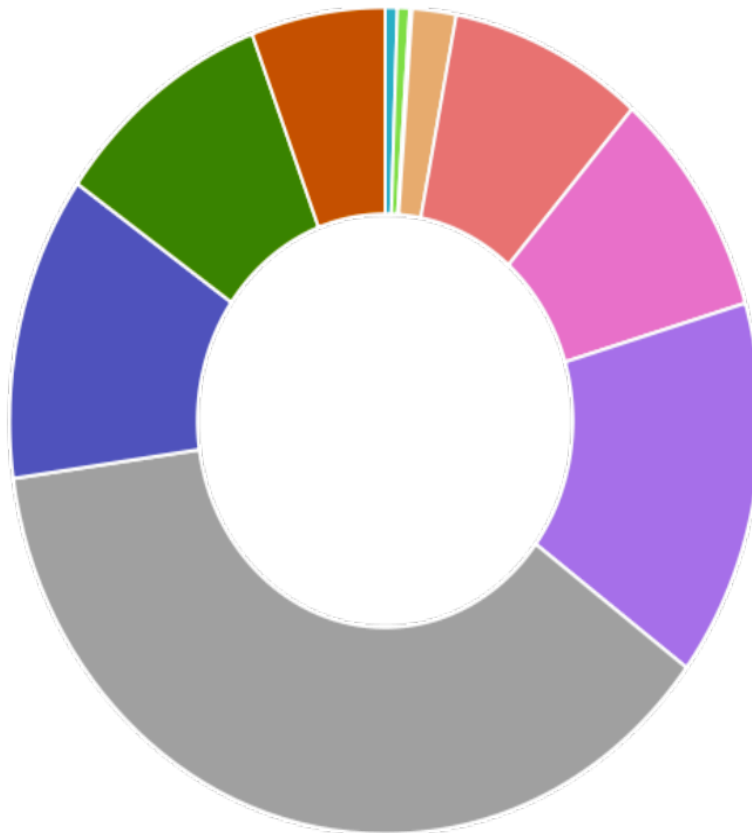
	Cat	Dog	Standard Deviation	Responses
All Data	257 (26.91%)	698 (73.09%)	220.5	955



Now for some bassnectar facts! Quite a surprise with the turnout for the winning album...

Favorite Bassnectar album?

	Freakbeats for the Beatbreaks	Beatbreak Bohemia	Motions of Mutation	Diverse Systems of Throb	Mesmerizing the Ultra	Underground Communication	Cozza Frenzy	Divergent Spectrum	Vava Voom	Noise vs Beauty	Into the Sun	Standard Deviation	Responses
All Data	5 (0.52%)	5 (0.52%)	1 (0.1%)	18 (1.88%)	80 (8.38%)	86 (9.01%)	141 (14.76%)	359 (37.59%)	114 (11.94%)	91 (9.53%)	55 (5.76%)	97.39	955

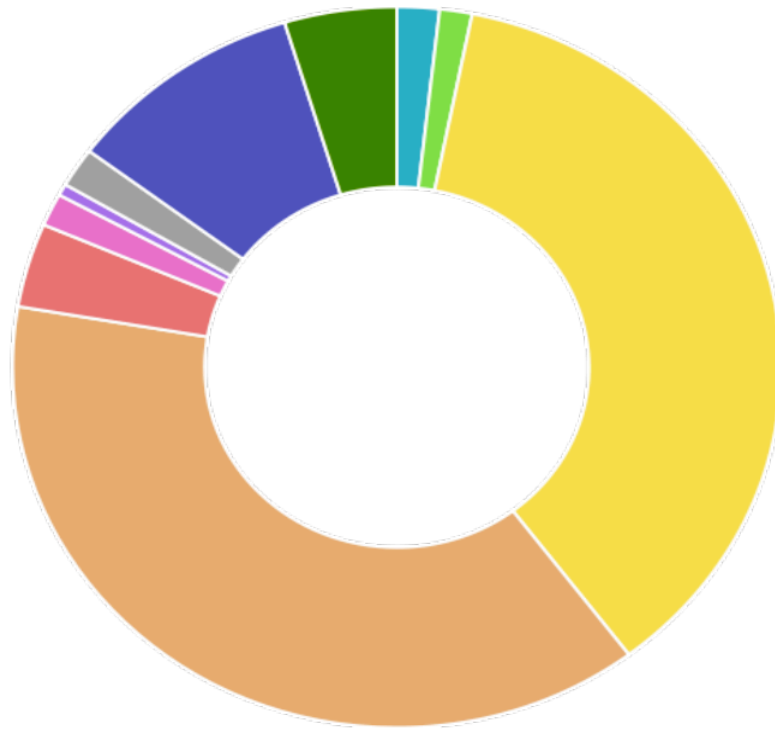


Divergent slamming the competition! Who woulda guessed that one!

Now don't hate me for forgetting Freestyle... especially since it is one of my favorite EPs.

Favorite Bassnectar EP?

	Heads Up	Art of Revolution	Timestretch	Wildstyle	Divergent Spectrum Remixes	Cozza Frenzy Remixes	Everybody	Bomb the Blocks	Take You Down	NVSB Remixes	Standard Deviation	Response
All Data	17 (1.78%)	13 (1.36%)	349 (36.54%)	363 (38.01%)	36 (3.77%)	14 (1.47%)	5 (0.52%)	17 (1.78%)	96 (10.05%)	45 (4.71%)	132.62	955



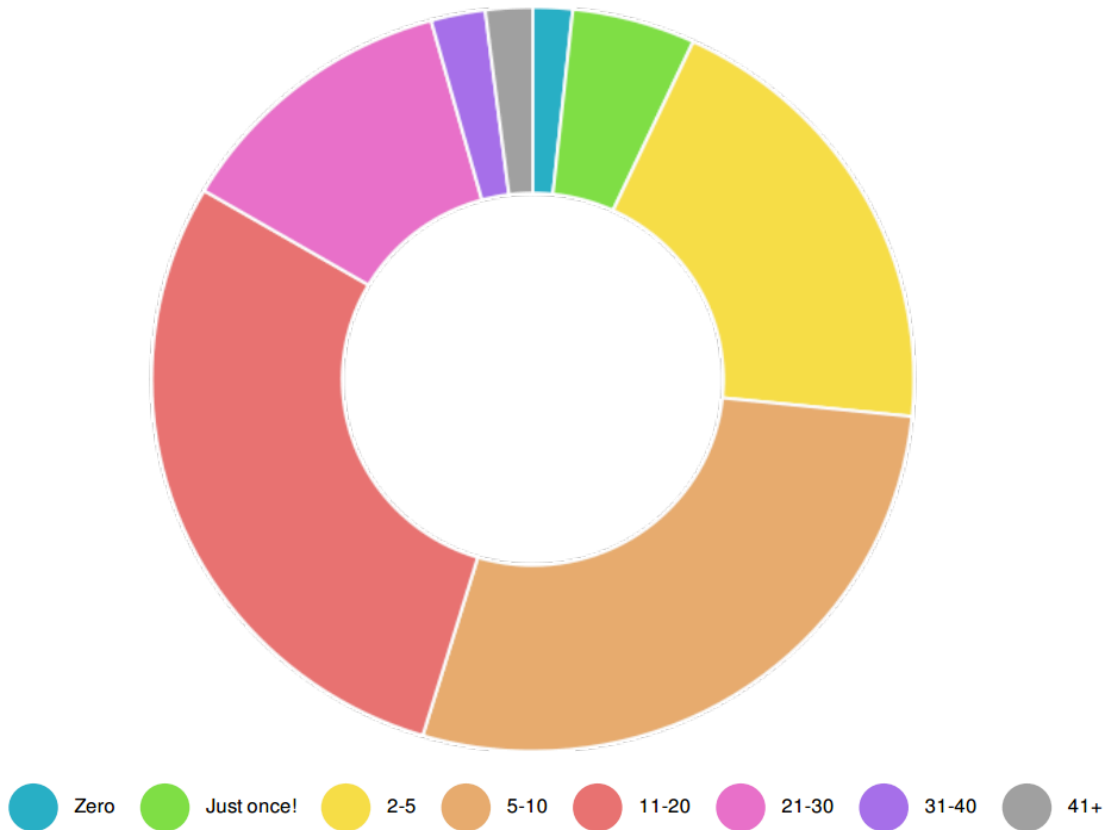
Wildstyle taking the TINY lead over Timestretch... two masterpieces in themselves.

The rest of the results were lower and closer... not too many surprises here.

Now the age question... how many times have you seen 'Nectar'?

How many times have you seen Bassnectar live?

	Zero	Just once!	2-5	5-10	11-20	21-30	31-40	41+	Standard Deviation	Responses
All Data	16 (1.68%)	50 (5.24%)	188 (19.69%)	268 (28.06%)	275 (28.8%)	117 (12.25%)	22 (2.3%)	19 (1.99%)	103.73	955

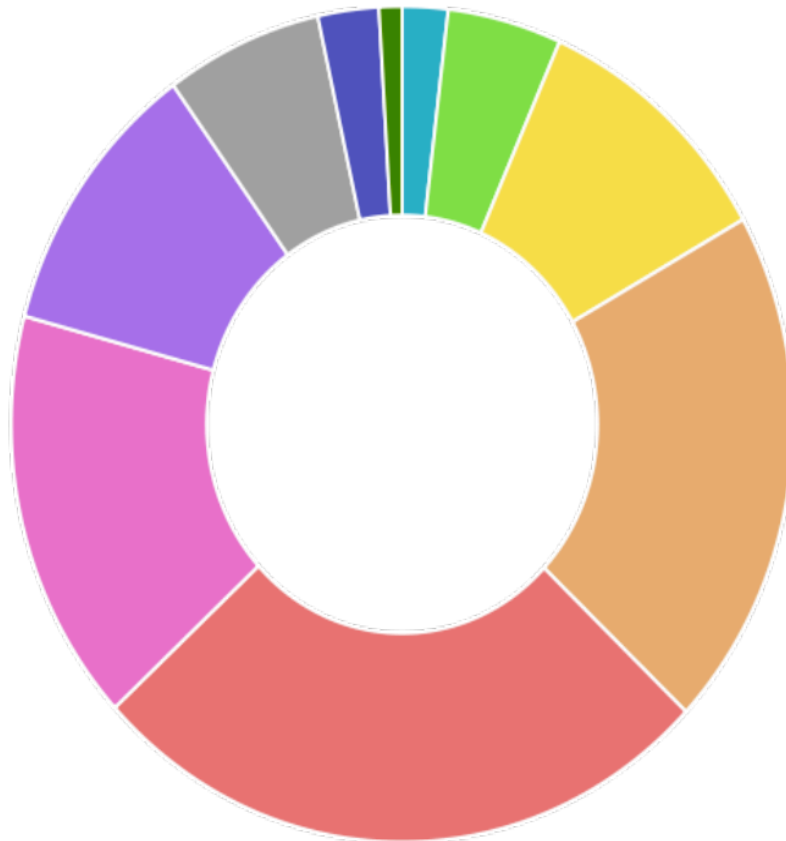


Wow! So most of us have seen Lo at least 11-20 times. You could say most of us aren't just casual fans. The next closest was 5-10. For those at zero and just once... you'll get there some day. And those 41+.... What do you do for a living? Can I be you?

One of the oldest parking lot questions. When did you first hear about Bassnectar, man?

When did you first hear of Bassnectar?

	Before 2006	2007	2008	2009	2010	2011	2012	2013	2014	2015	Standard Deviation	Response
All Data	18 (1.88%)	45 (4.71%)	98 (10.26%)	193 (20.21%)	249 (26.07%)	153 (16.02%)	104 (10.89%)	62 (6.49%)	24 (2.51%)	9 (0.94%)	76.63	955

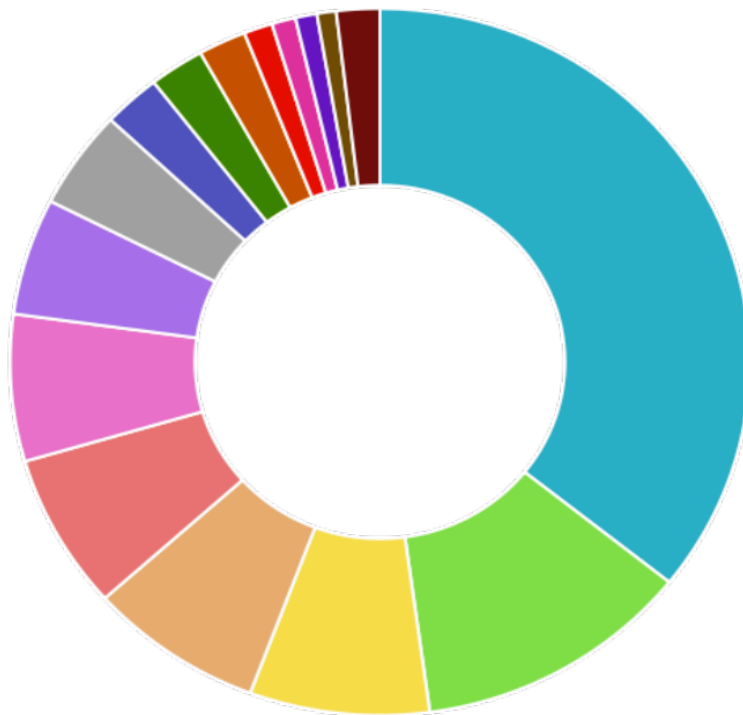


Seems like 2010 was an amazing year for basshead awareness. Basshead dropped then so its no surprise!

Ah yes, arguing about genres. The favorite past time of many of us. There were so many genres so I listed some popular ones and then gave you dirty hipsters the option to choose "Other" since I forgot Spacedick glitch future bass hop

Favorite genre?

	Dubstep	Other	Drum & Bass	Glitch Hop	Jam Bands	Trap	Chill Out	Hip Hop	Indie	Deep House	Electronica/IDM	Funk / R&B	Reggae	Hardstyle	Electro House	Other
All Data	341 (35.71%)	116 (12.15%)	75 (7.85%)	73 (7.64%)	68 (7.12%)	64 (6.7%)	51 (5.34%)	43 (4.5%)	24 (2.51%)	23 (2.41%)	20 (2.09%)	12 (1.26%)	10 (1.05%)	9 (0.94%)	8 (0.84%)	18 (1.88%)



Looks like most of us enjoy dubstep. Shocker.

I know I fucked up the response to this one it should have been “Hell mother fucking yeah,” so those of you that said no... I can maybe forgive you

Do you like....bass?

Duh	No	Standard Deviation	Responses
942 (98.64%)	13 (1.36%)	464.5	955

