



Funded by
the European Union



BE-IN

Inclusive & Socio-emotional Learning

Guidebook

Teachers' Training Course

anthro polis





CONTENT TABLE

- 1. About the Course**
- 2. What you will learn**
- 3. Requirements**
- 4. Audience**
- 5. Course Content**
- 6. Give your Feedback**
- 7. Instructions on How to Register & Navigating your Account**
- 8. How to Engage with the Learning Material**
- 9. How to Complete the Course**

About the Course



The course you are about to start is part of the Erasmus+ Project BE-IN (2022-2024), “Best Innovative Practices for an Inclusive and Emotional Education to face early school leaving in Europe.”



The course is made up of introductory seminars (topics 1-5) and a practical workshop (topics 7-10) plus a final evaluation, for about a total of 18 hours of self-study. The seminar will introduce the themes of SEL (socio-emotional learning) and inclusive learning through a number of different materials. From topic 6 to topic 10 you will be guided to engage with a wide range of practical activities. By completing assignments at various stages of these modules you will be equipped to apply in your teaching units, activities specifically designed to embed SEL and inclusion in your day-by-day teaching.



Funded by
the European Union

About the Course



The course materials are intended to be used and adapted to each class context and where possible co-create activities based on students' contributions and needs. Through an exchange of professional practices, skills, and knowledge on the ways to respond to current challenges in teaching, we aim to empower you in better responding to your student's learning and well-being.

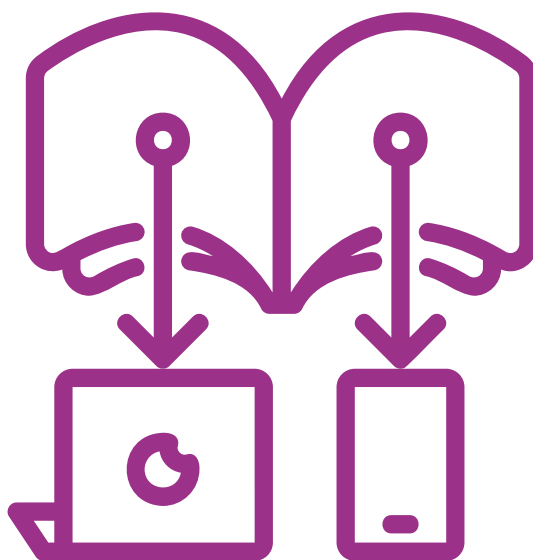


Funded by
the European Union

About the Course



It is important for you to know that you will find many downloadable resources and activities that you can embed in your day-to-day teaching to involve your students. Participating in this course will also allow you to use digital competencies and experience the benefits of social learning. You'll be able to reflect on your old and new learning, experiences and discoveries and share ideas with your colleagues. Through this platform and the many activities proposed you will be enabled to self-reflect in a safe environment. The Course Forum will offer you the space to safely exchange your ideas, progress, reflections, and questions with other course learners.



Funded by
the European Union



What you will learn

- You will gain awareness of innovative inclusive and emotional teaching practices for secondary schools that are specifically tailored to students' personal learning processes and abilities.
- You will be guided to make use of interdisciplinary tools to implement inclusive teaching units with embedded SEL activities to reduce cognitive, social, linguistic and emotional barriers in the learning environment.
- You will be enabled to promote a more inclusive space for your students at school and therefore help to tackle early school leaving.
- We will share example lesson plans and teaching units that you can test in your classroom in order to further facilitate inclusion and SEL in everyday teaching practices.
- You will be guided to create teaching units for the subjects you teach by using the framework provided by BE-IN.



Funded by
the European Union



Requirements

- We believe in the centrality of the learner in the learning process, so your active participation in this online course is essential.
- There is no rush and no pressure! You can self-organize your study by working through the modules in your own time. Whenever you're ready, mark each step as complete. Complete 80% of the course steps and all of the assessment activities to earn your certificate.

Audience

- Secondary School Teachers (Lower and Upper Secondary)



Funded by
the European Union

Course Content




- **Enrolment Form for the Digital Training Course**
- **Entry Questionnaire for Teachers**

TOPIC 1: Model of Intervention

- **Inclusive Education and SEL**
- **Ourselves and Others: Feelings and Perceptions**
- **“Nobody is Normal” by Childline**
- **“The Box (La Boîte)” by ESMA**
- **“Doll Test: The effects of racism on children” by Lavarone L and Durso R. (2016) (Fanpage .it)**
- **BlendSpace Tutorial**
- **The Model of Intervention**

TOPIC 2: Inclusion, SEL and the Teaching Unit

- **How Inclusive Am I? Experiences and Reflections of a Teacher**
- **Pre-viewing questions (Video 1-3)**
- **Post-viewing questions**
- **How Inclusive am I? Inclusive Education and SEL**
- **The SEL Framework**
- **How can I introduce socio-emotional learning in class?**



Course Content

TOPIC 3: Teaching Techniques for Stratified (Multilayered) Teaching Units

- **What is Scaffolding?**
- **Types of Scaffolding: Verbal, Content, and Learning process/Emotional Scaffolding**
- **Socio-emotional Scaffolding**

TOPIC 4: Mentoring and Scaffolding

- **The Mentoring Tool**
- **Mentoring, SEL and Scaffolding (1)**
- **Mentoring, SEL and Scaffolding (2)**
- **What are the competencies of a Mentor?**

TOPIC 5: The Stratified Teaching Unit

- **The stages of the Stratified Teaching Unit**
- **The Stratified Teaching Unit**

TOPIC 6: Examples and Best Practices

- **Examples and Best Practices: An Introduction**
- **Class Analysis**
- **Stratified Teaching Unit "Environment and I", Step 1**
- **Stratified Teaching Unit "Environment and I", Step 1 Video**
- **Stratified Teaching Unit "Environment and I", Step 2-7**
- **Stratified Teaching Units: More examples**



Course Content

TOPIC 7: Workshop - Create your own Stratified Teaching Unit based on the principles of SEL

- Preparation and Class Needs
- STEP 1: Motivation
- STEP 2: Input Presentation
- STEP 3: Focus
- STEP 4: Practice
- STEP 5: Language
- STEP 6: Follow-up
- STEP 7: Assessment



TOPIC 8: Guidelines for Experimenting

- Additional Resources and Material




Training Course Evaluation

- Evaluation & Feedback
- Training course Satisfaction Survey
- Final Questionnaire for Teachers Training Course



Funded by
the European Union

Give your Feedback



You are kindly requested to complete two short surveys:

- A Teacher's Questionnaire asking for your application of inclusive practices and SEL in your classroom.
- A satisfaction questionnaire asking for your feedback and ways to improve our material.

Topic 1: Model of Intervention ⓘ	0/7 >
Topic 2: Inclusion, SEL and Curriculum ⓘ	6/11 >
Topic 3: Teaching Techniques for Stratified (Multilayered) Teaching Units ⓘ	0/4 >
Topic 4: Mentoring and Scaffolding ⓘ	0/4 >
Topic 5: The Stratified Teaching Unit ⓘ	1/3 >
Topic 6: Examples and Best Practices ⓘ	0/6 >
Topic 7: Workshop: Create your own Stratified Teaching Unit based on the principles of SEL ⓘ	1/9 >
Topic 8: Guidelines for Experimenting ⓘ	0/1 >
Training Course Evaluation ⓘ	0/3 ^
▶ Evaluation and Feedback	00:00 ○
▶ Training Course Satisfaction Survey	00:00 ○

About Lesson

Training Course Satisfaction Survey

Inclusion and socio-emotional education: better together! Innovative learning processes to create inclusive European schools and tackle early school leaving

"*" indicates required fields

Dear teacher/educator, thank you for your participation in our digital training course !

Filling this questionnaire you could help our organization to improve our formative opportunities for teachers and schools and increase the educational system to be more inclusive and resilient.

Thank you for your collaboration !

In your opinion and experience, answer these questions. You could choose between this range from 1 to 5 (1 Not at all- 2 A little- 3 Enough - 4 A lot- 5 I don't know).

How has changed after the training

1.1 YOUR LEVEL OF KNOWLEDGE RESPECTS THE TOPICS COVERED BY



Funded by
the European Union

How to register to the Course:

STEP 1: Create an ACCOUNT

STEP 2: Fill in the first 2 FORMS in the course



How to complete the Course:

STEP 1: Start the course and click the 'Mark as Completed' button after completing each section.

STEP 2: Create your own Stratified Teaching Unit based on SEL

STEP 3: Fill in the last 2 FORMS in the course

***We suggest completing quizzes/exercises for practice (optional)**



Funded by
the European Union

How to register to the Course:

STEP 1: Create an ACCOUNT

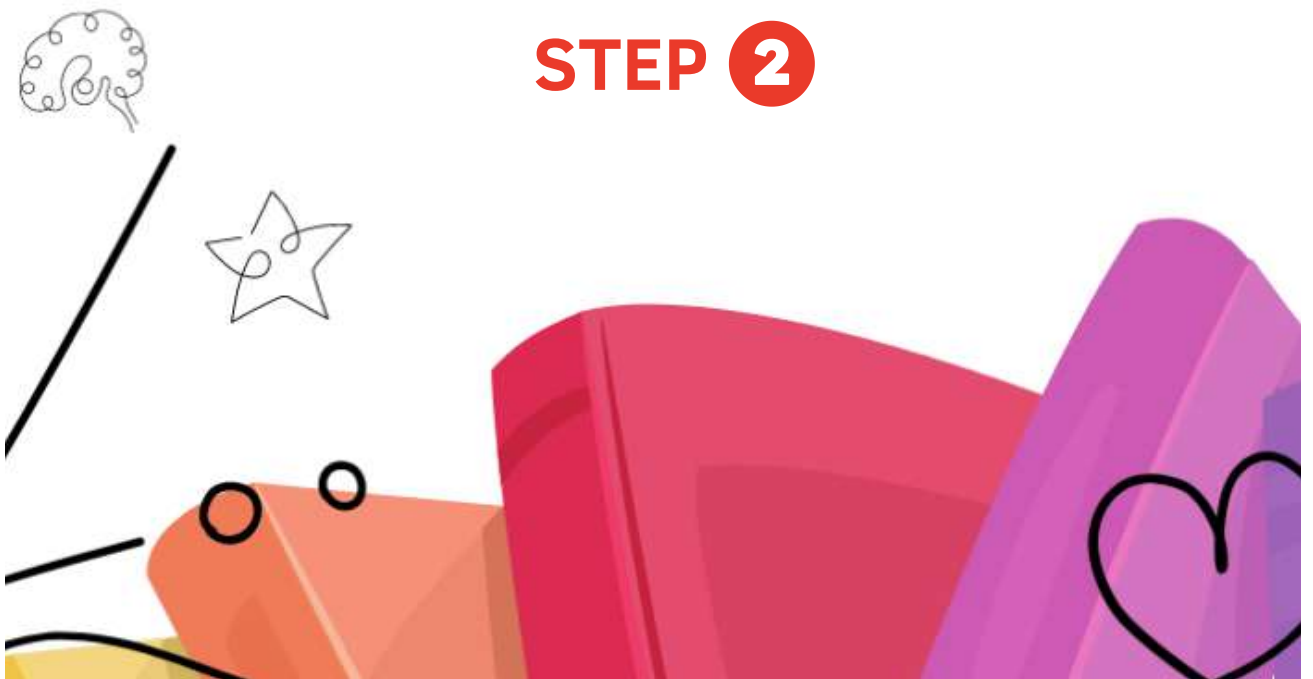
STEP 2: Fill in the first 2 FORMS in the course



STEP 1

The Project Partners News **Teachers' Training Course** Resources Contact Us **My Account**

STEP 2



Funded by
the European Union

1. Follow this link: be-ineducation.eu


2. As soon as you enter BE-IN's website, select your national language and click "My Account"

3. Then click: "Register Now."

Hi, Welcome back!

Keep me signed in [Forgot?](#)

Don't have an account? [Register Now](#)



Funded by
the European Union

Fill in your contact details and then click “Register”



[The Project](#) [Partners](#) [News](#) [Teachers' Training Course](#) [Resources](#) [Contact Us](#) [Login/Register](#) 

First Name

Last Name


User Name

E-Mail

Password

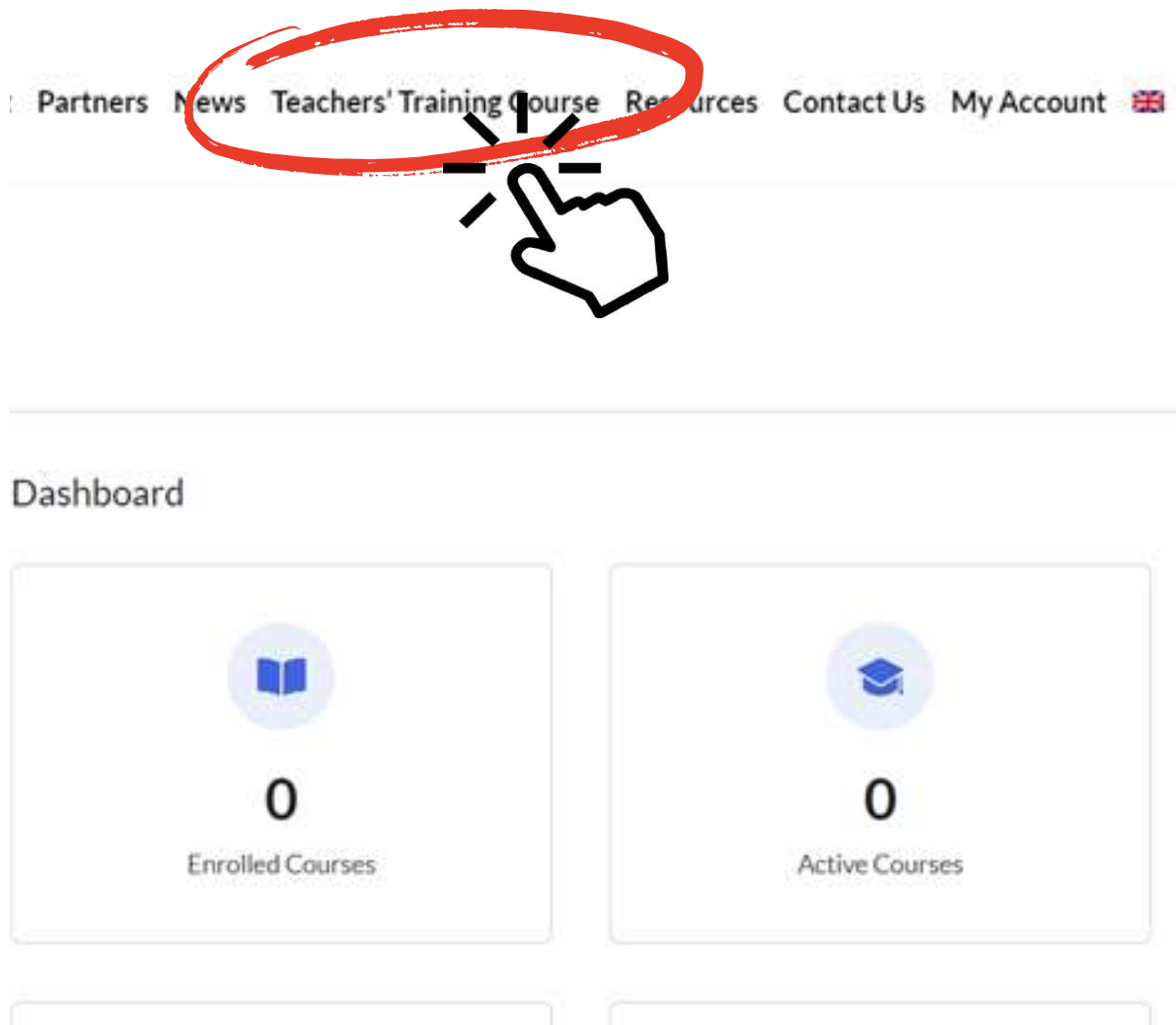
Password confirmation

REGISTER



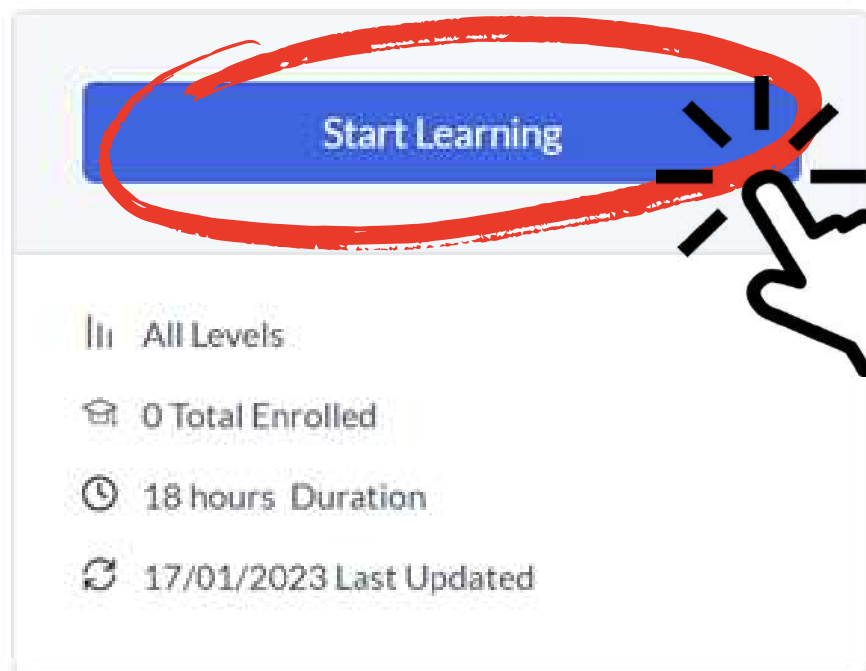
Funded by
the European Union

- Then, you will be able to view your account, where you can edit your details, see your comments, and track your quiz responses.
- To start the “Teachers Training Course,” click the corresponding tap right on the top of the page.



Funded by
the European Union

- Here, you can see the platform with all the information you need, to start the course please click “Start Learning”



Funded by
the European Union

Additional Features:

- **Overview:** Here, you will find all material for each topic
- **Exercise Files:** Here, you will find additional files & materials.
- **Comments:** This is the Forum section where you can add your thoughts, questions and discussions.



 Overview

 Exercise Files

 Comments

About Lesson

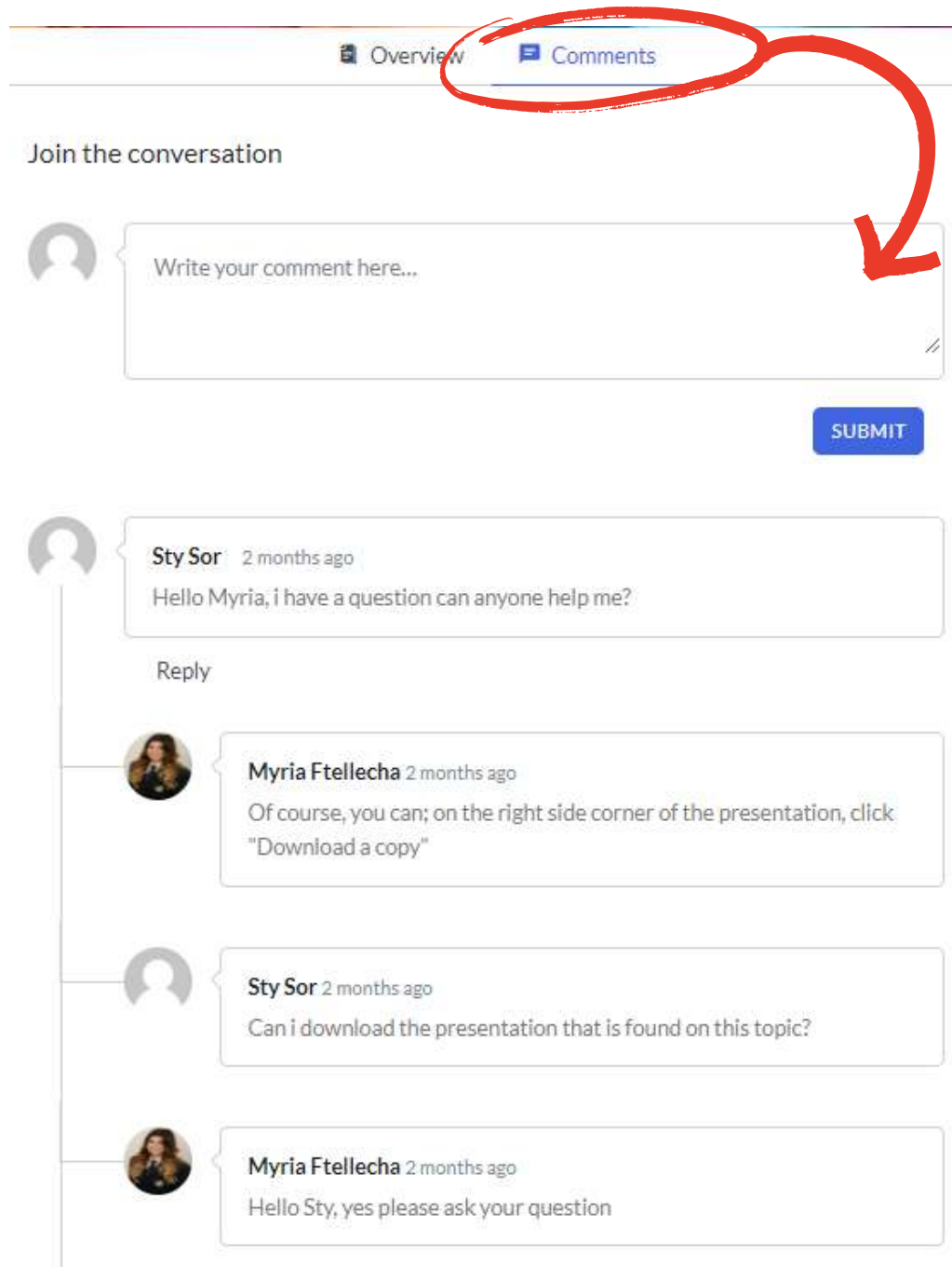
The Model of Intervention:



Funded by
the European Union

Comments Section:

- Use the 'Comments' section to ask a question, add your thoughts about each topic and communicate with other teachers.



Overview Comments

Join the conversation

Write your comment here...

SUBMIT

Sty Sor 2 months ago
Hello Myria, i have a question can anyone help me?

Reply

Myria Ftellecha 2 months ago
Of course, you can; on the right side corner of the presentation, click "Download a copy"

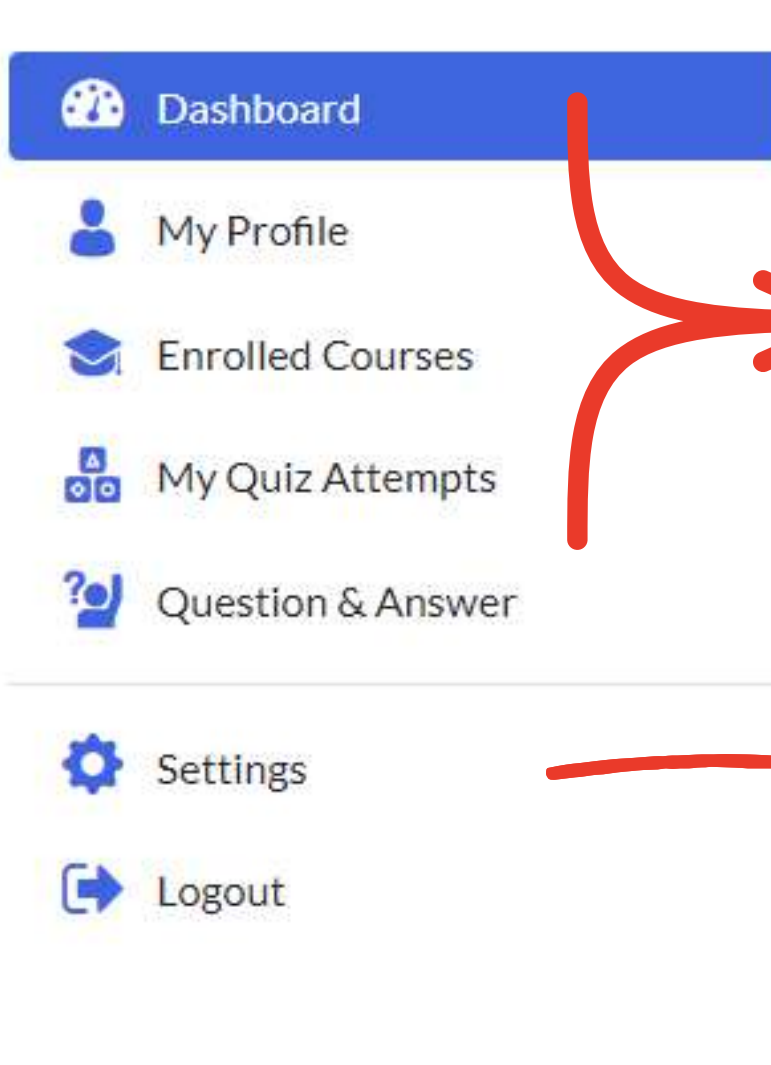
Sty Sor 2 months ago
Can i download the presentation that is found on this topic?

Myria Ftellecha 2 months ago
Hello Sty, yes please ask your question



Funded by
the European Union

When you visit "My Account" you will be able to view more taps on the left-hand side of the page.



Visit "My Account" & navigate through these taps. You can view your answers to quizzes & questions.

On the "Settings" tap you can change your profile picture, bio, skills/occupation etc.



**Funded by
the European Union**

**We want to thank you for your
participation and your interest in
our project!**




Funded by
the European Union

anthropolis



BE-IN



The BE-IN project is financed by the ERASMUS+ programme of the European Union. It's content reflects the views of the authors, and the European Commission cannot be held responsible for any use which may be made of the information contained therein (Project Code:2021-1-IT02-KA220-SCH-348DE244).