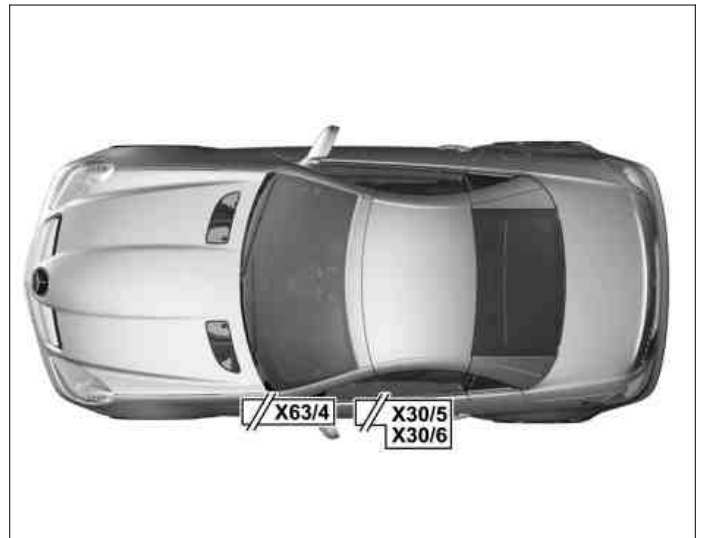



**MODEL 171.4 as of model year 09/YoM 08 model refinement package**

- X30/5 Left voltage distributor (CAN) connector  
 X30/6 Cockpit voltage distributor (CAN) connector  
 X63/4 CAN databus adapter connector (2-pin)



P00.19-4408-11

- X30/5 Left voltage distributor (CAN) connector  
 X30/6 Cockpit voltage distributor (CAN) connector  
 X63/4 CAN databus adapter connector (2-pin)



P00.19-4407-06

**CAN hub assignment**

- Left voltage distributor (CAN) connector
- Cockpit voltage distributor (CAN) connector
- CAN databus adapter connector (2-pin)

**Left voltage distributor (CAN) connector**

- Instrument cluster (A1)
- Radio (A2)  
(with code (510) Audio 20 with CD changer or with code (523) MB Audio 20 radio)
- Radio and navigation unit (A2/56)  
(with code (511) Audio 50 APS with DVD changer or with code (525) MB Audio 50 APS radio)
- COMAND operating, display and controller unit (A40/3)  
(with code (512) COMAND APS incl. DVD changer or with code (527) COMAND APS with single DVD drive (with navigation))

- Driver-side SAM control unit with fuse and relay module (N10/1)
- HEAT [HAU] control and operating unit (N18)  
(without code (580) Automatic air conditioning and without code (581) Comfort automatic air conditioning)
- AAC [KLA] control and operating unit (N22)  
(with code (580) Automatic air conditioning)
- Comfort AAC control and operating unit (N22/7)  
(with code (581) Comfort automatic air conditioning)
- Soft top operation control unit (N52)
- Upper control panel control unit (N72/1)
- EIS [EZS] control unit (N73)
- Steering column module (N80)
- Central gateway control unit (N93)
- Cockpit voltage distributor (CAN) connector



**Cockpit voltage distributor (CAN) connector**

- Restraint systems control unit (N2/7)
- Rear SAM control unit with fuse and relay module (N10/2)

**CAN databus adapter connector (2-pin)**

- Instrument cluster
- ME-SFI [ME] control unit (N3/10)

- SH [SIH], AIRSCARF and steering wheel heater control unit (N25/7)  
(with code (403) AIRSCARF system, with code (443) Steering wheel heater or with code (873) Right and left front seat heaters)
- Driver-side front seat adjustment control unit with memory (N32/1)  
(with code (275) Memory package (driver seat, steering column, mirrors))
- Passenger-side front seat adjustment control unit with memory N32/2 (with code (242) Electrically adjustable front passenger seat with memory)
- Left door control unit (N69/1)
- Right door control unit (N69/2)
- Overhead control panel control unit (N70)
- Weight Sensing System (WSS) control unit (N110)  
(with code (494) USA version)
- Left voltage distributor (CAN) connector
- ETC [EGS] control unit (N15/3)  
(with transmission 722.6)
- Electronic selector lever module control unit (N15/5)  
(with transmission 722)
- ESP and BAS control unit (N47-5)
- Headlamp range adjustment control unit (N71)  
(with code (614) Bi-xenon headlamp unit or code (618) Bi-xenon headlamp)
- EIS [EZS] control unit
- Steering column module
- Central gateway control unit
- A-pillar ground, left (W29/10) (with left-hand drive vehicle)
- A-pillar ground, right (W29/11) (with right-hand drive vehicle)
- Fully integrated transmission control unit (VGS) (Y3/8n4)  
(with transmission 722.9)

 PE	Wiring diagram for interior CAN bus	X30/5	PE00.19-P-2300-99TB
		X30/6	PE00.19-P-2300-99TA
 PE	Wiring diagram for engine CAN bus	X63/4 Engine 271, 272.942/963, 113.989	PE00.19-P-2200-99TA