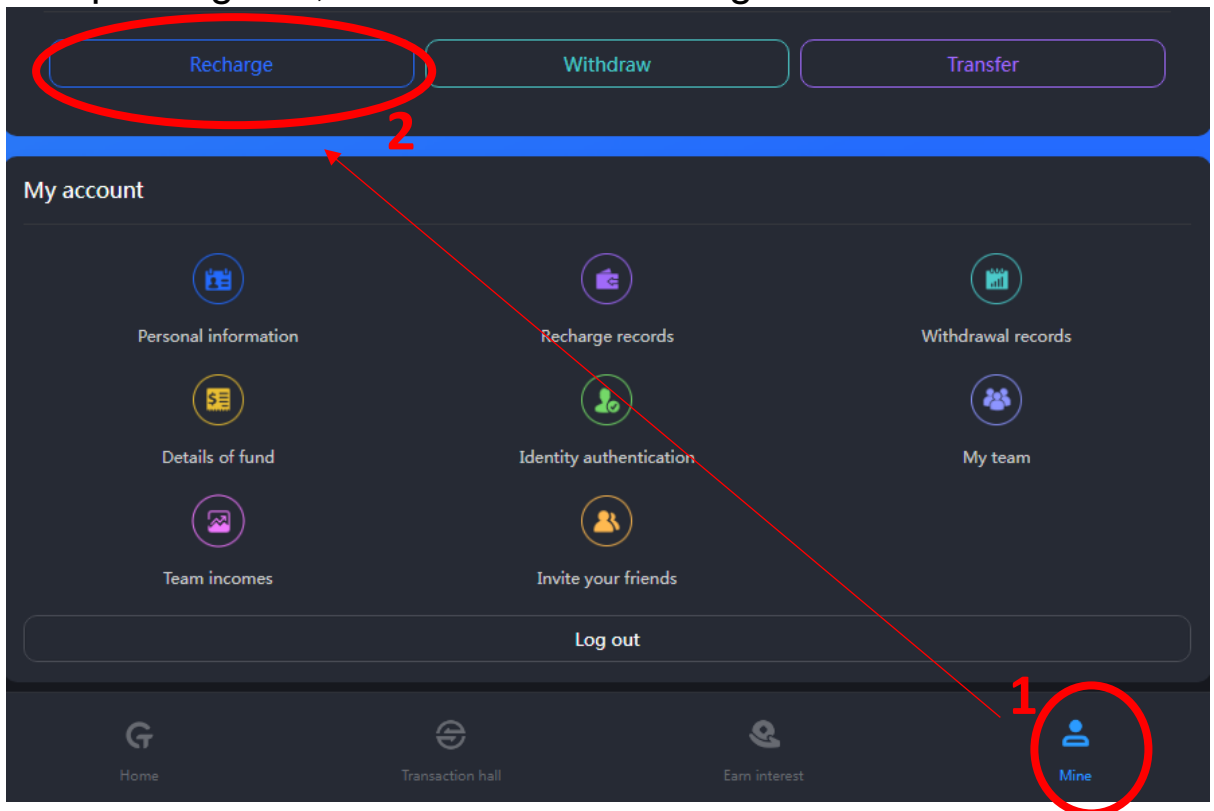


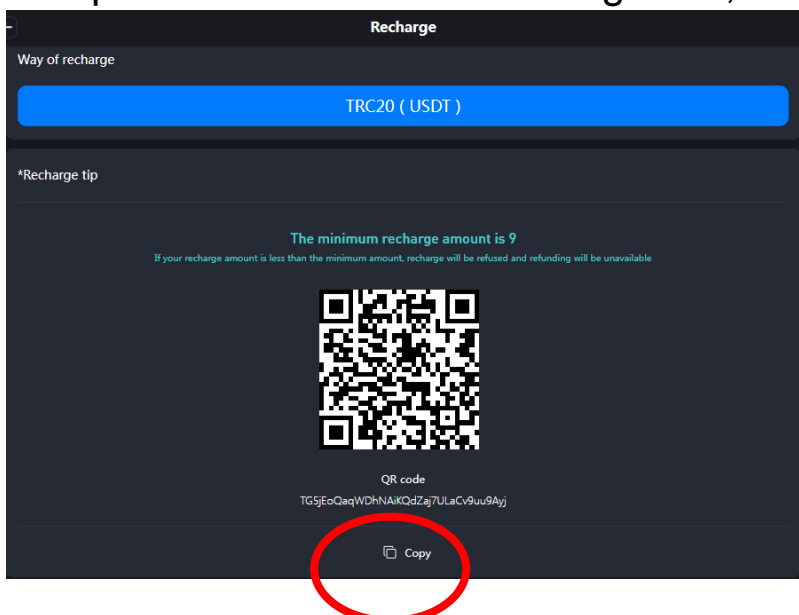
Cara Dapatkan 0.3% Profit Setiap 2 Jam @ 3% Sehari

Setup:

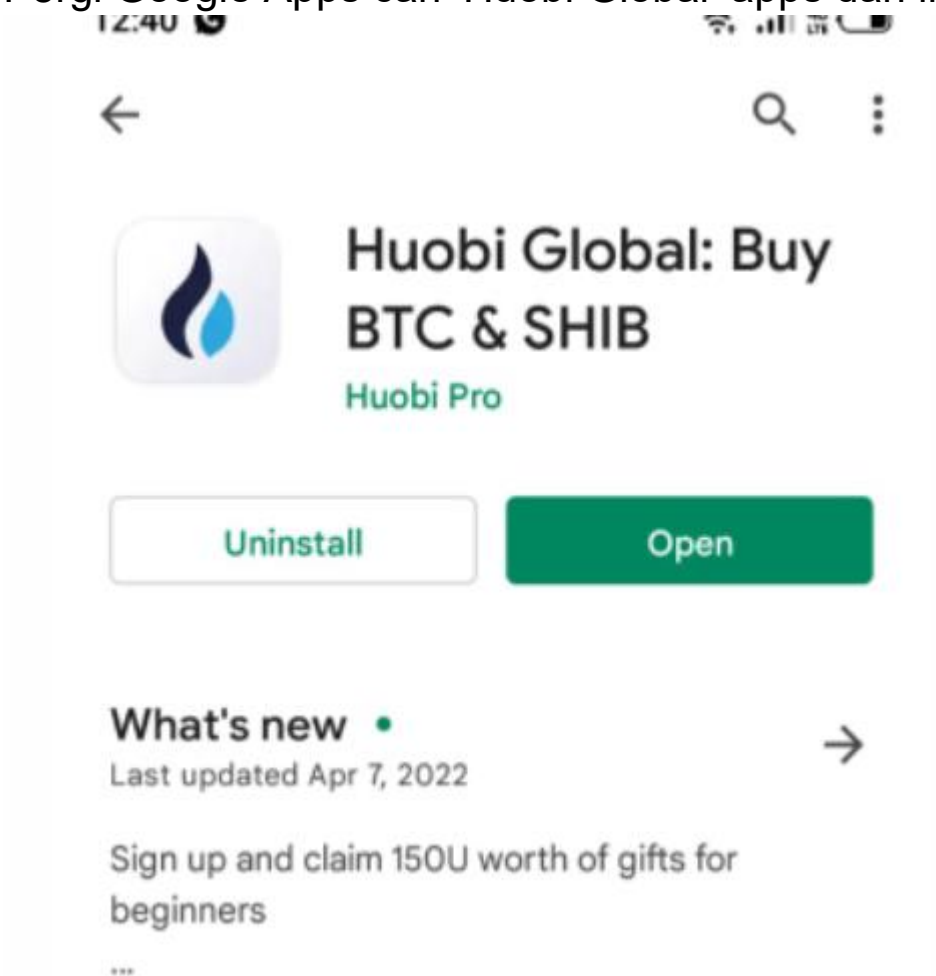
1. Register guna affiliate link saya utk dapatkan FREE autopilot bot → [Register Sekarang](#). Group → [Telegram Link](#)
2. Selepas register, click Mine → Recharge



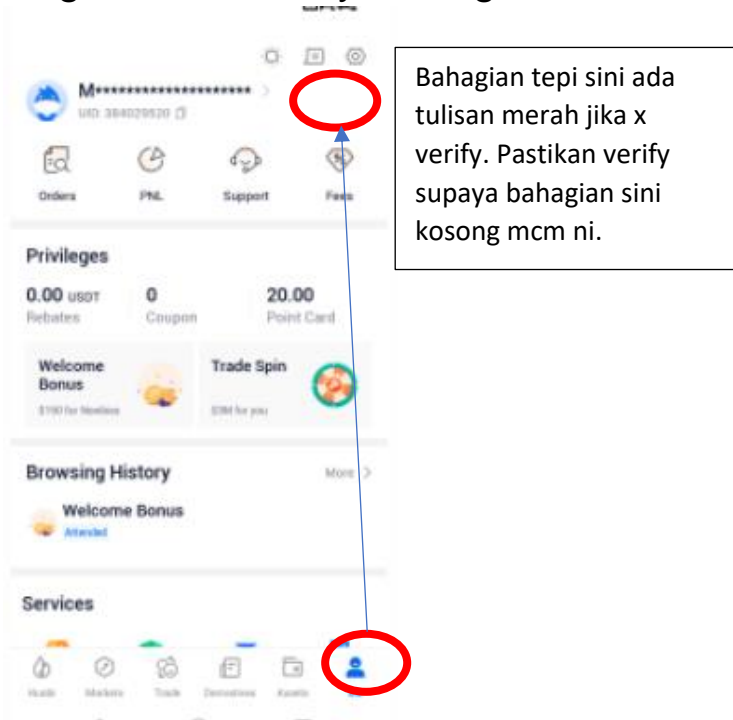
3. Kita perlukan USDT utk Recharge. So, click Copy Address



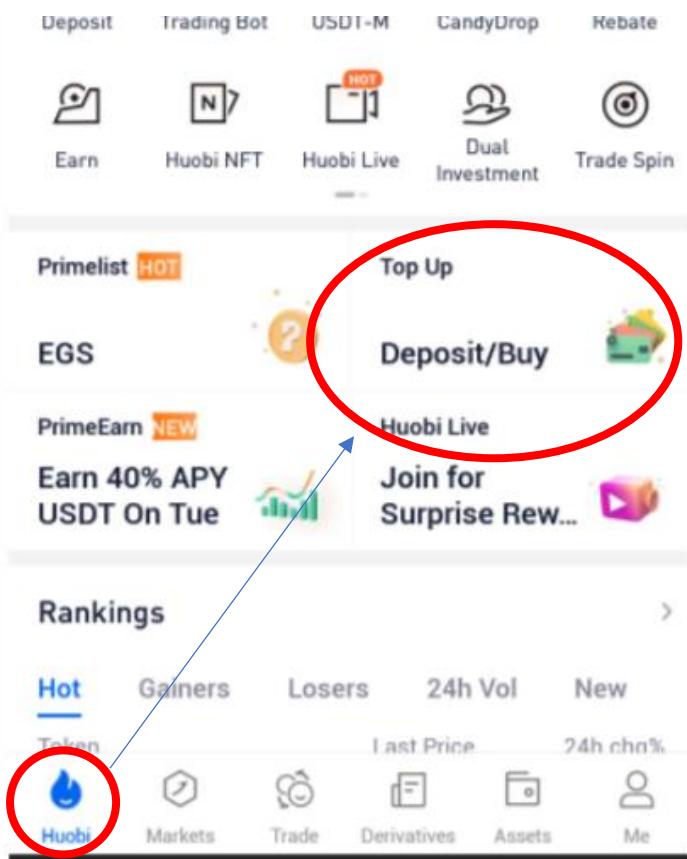
4. Pergi Google Apps cari 'Huobi Global' apps dan install.



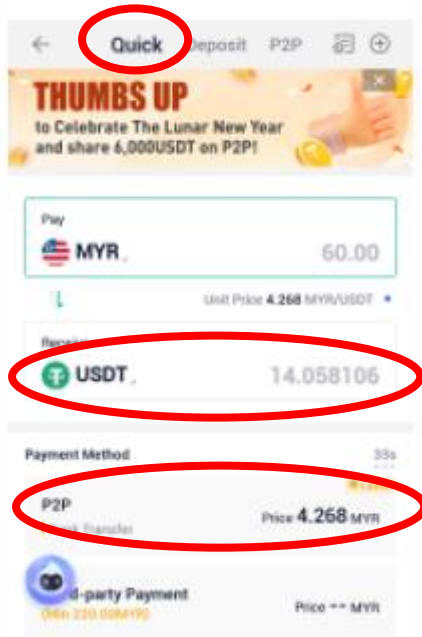
5. Register dan verify acc dgn IC semua.



6. Click Deposit untuk beli USDT



7. Pilih Quick. Letakkan nilai yang kita nak. Pastikan beli lebih dari 11USDT. Pilih Bank Transfer / P2P



8. Pastikan bukak Maybank/CIMB apps terlebih dahulu. Sila pastikan nama, bank seller dan copy no acc. Bila dah transfer, screenshot bukti dan click 'I have Paid'

Please open your Mobile Banking app

Transfer to the seller

Transfer Amount **RM 60.00**

Name **ASWADIL AMIN BIN IBRAHIM**

Bank Name **AFFIN BANK**

Bank Address **PUT YOUR NAME AS REF, PASTE RECEIPT FOR...**

Account number **205470284730**

After transfer, please click the following button to inform the seller to confirm the payment.

Please transfer with your verified account. Please BTC, USDT

24 hours Customer Support >

Complaint I have paid

9. Tunggu dan bagi screenshot bukti pembayaran kt chat penjuor atas kanan. Tunggu SMS dari Huobi yg mengatakan USDT dah dapat dari Seller.

You are buying 14.058106 USDT from the Huobi verified merchant.

Please open your Mobile Banking app

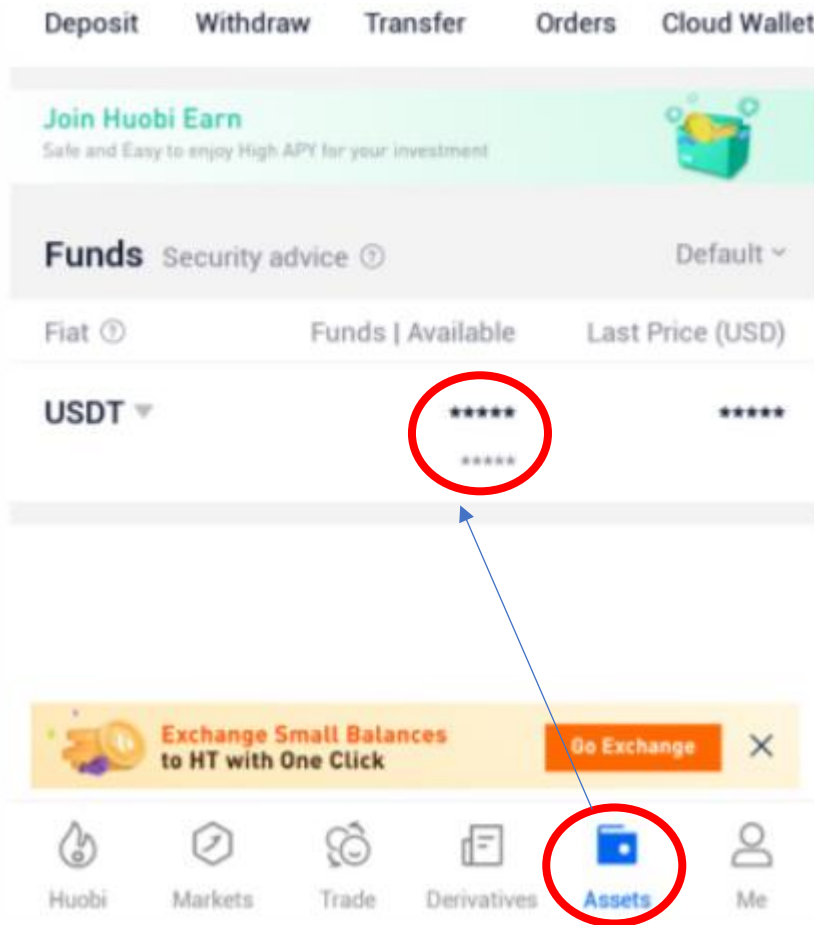
Transfer to the seller

Transfer Amount **RM 60.00**

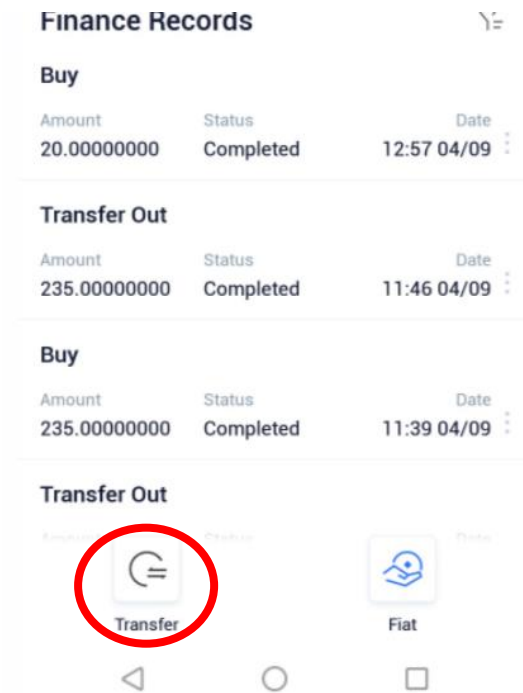
Name **ASWADIL AMIN BIN IBRAHIM**

Bank Name **AFFIN BANK**

10. Click 'Asset' dan click USDT yg dah diperolehi.



11. Click 'Transfer'



12. Pastikan masuk ke Spot wallet. Masukkan nilai dan click Transfer.

Account Cloud Wallet Transfer

From Fiat

To **Spot Account**

Token
USDT

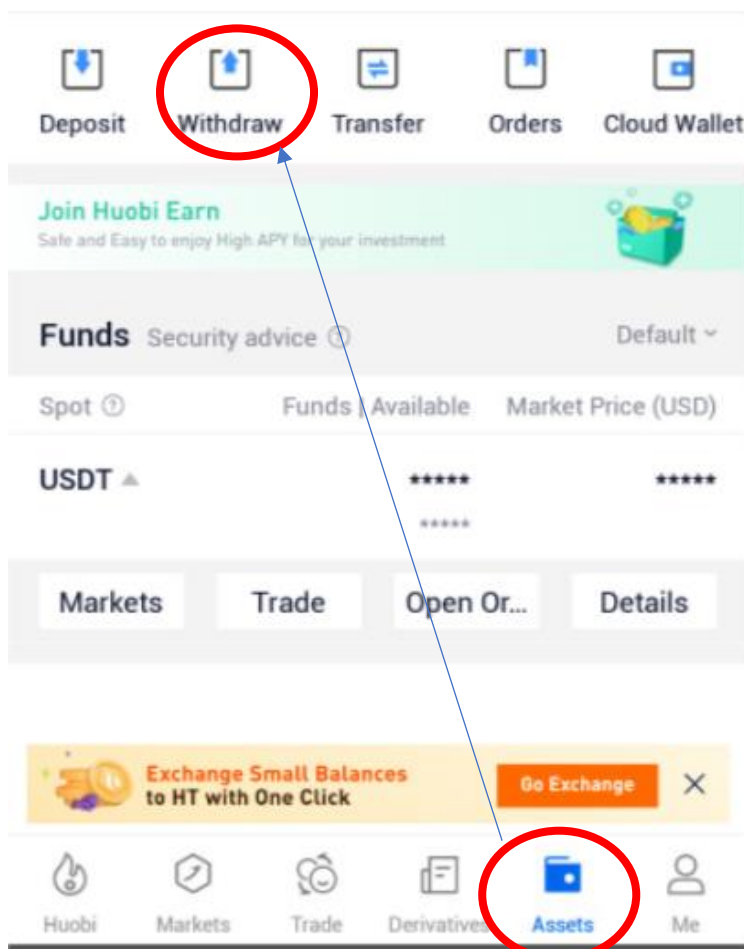
Amount
20.000000 USDT | ALL

Available 20.000000 USDT

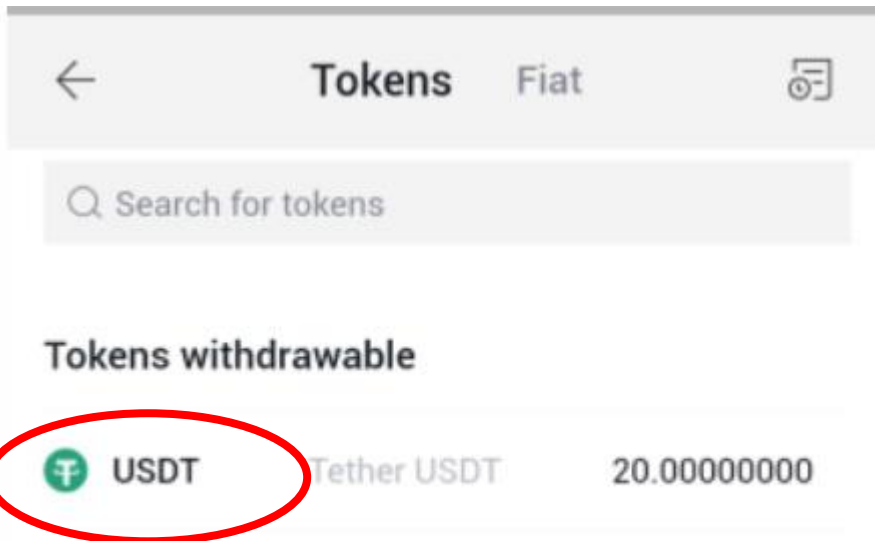
You can only trade when assets are transferred to the corresponding account. Transfers between accounts are free of charge.

Transfer

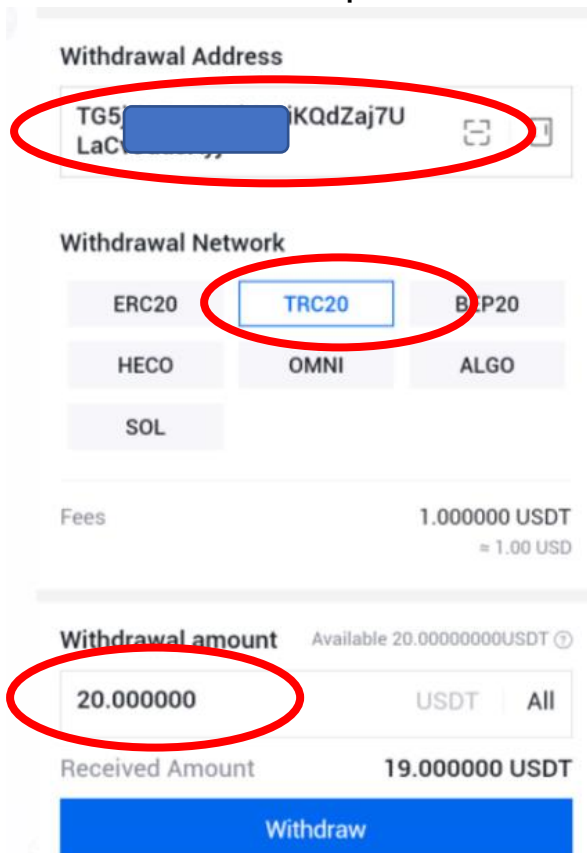
13. Click Asset → Withdraw



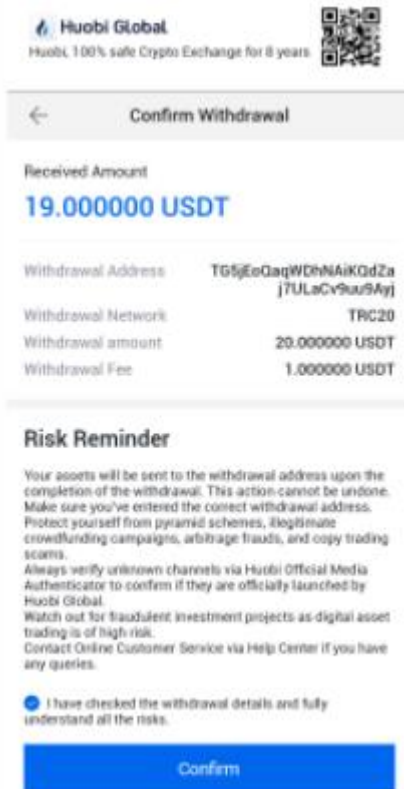
14. Click USDT



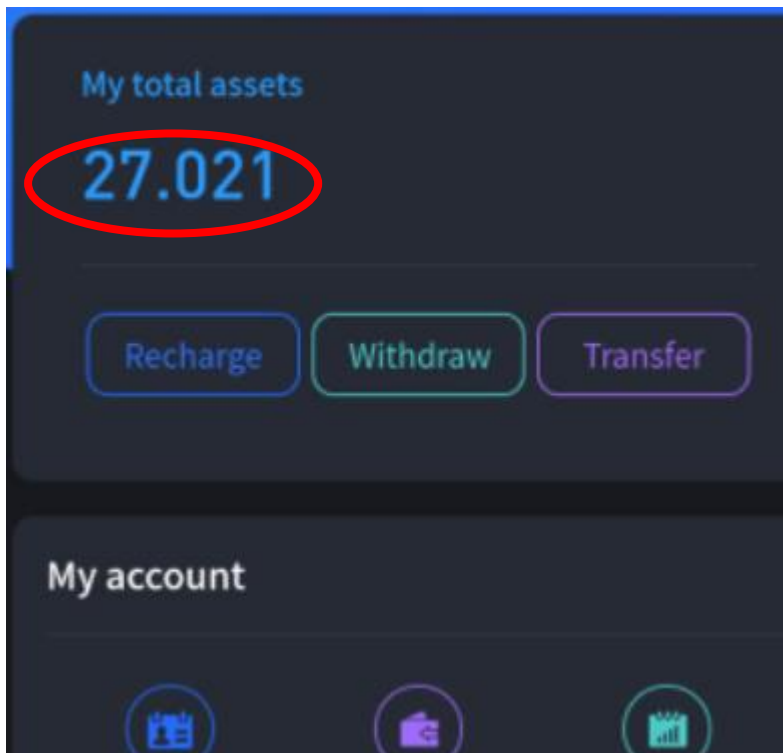
15. Masukkan wallet address di step 3 (page1). Pilih TRC20 jgn silap tau. Masukkan nilai lebih dari 11 USDT. Fee 1 USDT setiap kali withdraw. Click 'Withdraw'



16. Follow step yg seterusnya sampai complete.



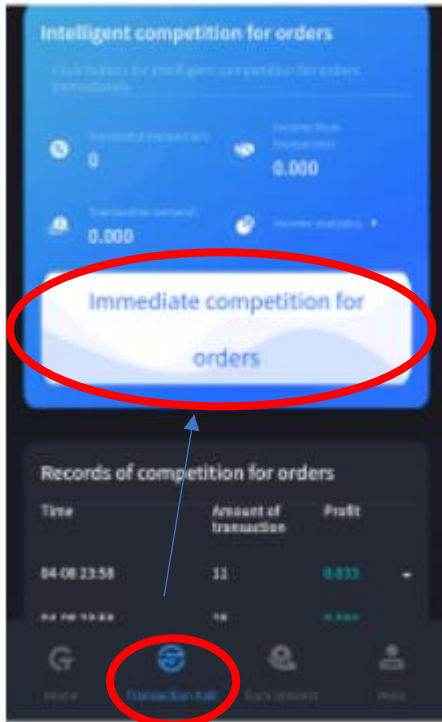
17. Pergi ke website <https://cotps.com> utk lihat duit dah masuk.



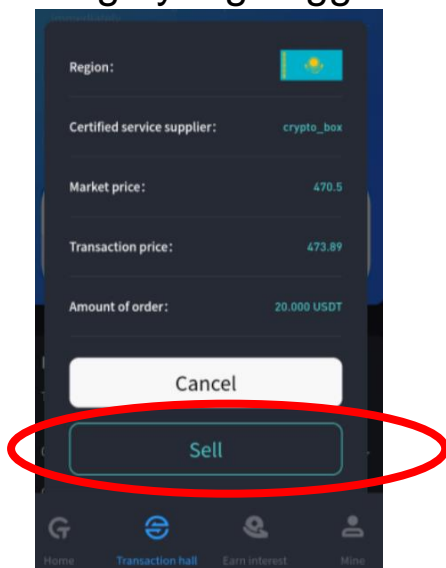
Cara Dapatkan 0.3% Profit Setiap 2 Jam @ 3% Sehari

Generate income:

1. Click 'Transaction Hall'. Click Button Putih besar tu.



2. Sistem akan cari Buyer yang akan beli USDT kita dgn harga yang tinggi. Click Sell.



5. Boleh lihat untung.

20.000

Income statistics

Immediate competition for orders

Records of competition for orders

Time	Amount of transaction	Profit
04-09 01:11	20	0.06
04-08 23:58	11	0.033
04-08 23:58	28	0.084
04-08 23:54	59	0.177
04-08 23:53	142	0.426
04-08 22:42	7	0.021

6. Dengan kaedah compounding ini, kita dapat 100% profit dalam masa 24 hari tanpa loss. Zero risk. Contoh di table 10USDT jadi 20USDT pada hari ke-24.

7. Withdraw Copts ke Huobi. Dari Houbi USDT tukar ke Ringgit (Bank Transfer)

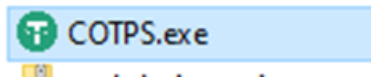
Day	Accumulate	Profit
0	10.00	0.30
1	10.30	0.31
2	10.61	0.32
3	10.93	0.33
4	11.26	0.34
5	11.59	0.35
6	11.94	0.36
7	12.30	0.37
8	12.67	0.38
9	13.05	0.39
10	13.44	0.40
11	13.84	0.42
12	14.26	0.43
13	14.69	0.44
14	15.13	0.45
15	15.58	0.47
16	16.05	0.48
17	16.53	0.50
18	17.02	0.51
19	17.54	0.53
20	18.06	0.54
21	18.60	0.56
22	19.16	0.57
23	19.74	0.59
24	20.33	0.61
25	20.94	0.63

Advance Method (Set & Forget):

Guna Bot untuk buat kerja setiap 2jam dan running 24hours di PC/Server.

Whatsapp sini utk dapatkan Bot (khas untuk yg daftar affiliate link saya sahaja)

→ <https://wa.me/message/HPFUUIDW2257N1>



Ringkasan:

1. Daftar Link Affiliate saya dan whatsapp saya utk dapatkan FREE autopilot Bot.
2. Daftar Huobi
3. Beli crypto USDT di Houbi dan withdraw ke Cotps
4. Di Cotps, Sell USDT kita setiap 2jam untuk dapatkan profit.
5. Automate kerja kita dengan running Bot di Server/PC 24jam ON.
6. Withdraw modal Cotps ke Huobi selepas 24hari.
7. Profit yg tinggal akan terus compounding.