



RICHMOND POLICE DEPARTMENT

2017 TOWN HALL MEETING

Colonel Alfred Durham
Chief of Police

Levar M. Stoney
Mayor

Selena Cuffee-Glenn
Chief Administrative Officer



Citywide Crime, YTD



RICHMOND POLICE DEPARTMENT City Wide

Reporting Period: 1/1/2017 through 4/16/2017
Compared to same date range starting in 2016

Violent Crimes	Period 2016	Period 2017	Period Change	Period %Change	YTD 2016	YTD 2017	YTD Change	YTD %Change	Pre-Period YTD % Change
09A Homicide Total	18	20	2	11%	18	20	2	11%	0%
<i>09A Homicide Firearms</i>	16	16	0	0%	16	16	0	0%	
<i>Percent 09A Homicide Committed using Firearms</i>	89%	80%			89%	80%			
11A Rape Total	11	7	-4	-36%	11	7	-4	-36%	0%
<i>11A Rape Firearms</i>	1	0	-1	-100%	1	0	-1	-100%	
<i>Percent 11A Rape Committed using Firearms</i>	9%	0%			9%	0%			
120D ROBBERY/BANK	0	1	1	N/A	0	1	1	N/A	0%
120E ROBBERY/COMMERCIAL HOUSE	20	25	5	25%	20	25	5	25%	0%
120 Robbery /Business Total	20	26	6	30%	20	26	6	30%	0%
<i>120 Robbery /Business Firearms</i>	13	19	6	46%	13	19	6	46%	
<i>Percent 120 Robbery /Business Committed using Firearms</i>	65%	73%			65%	73%			
<i>Victims Shot</i>	0	0	0	0%	0	0	0	0%	
120A ROBBERY/INDIVIDUAL	108	103	-5	-5%	108	103	-5	-5%	0%
120B ROBBERY/CARJACKING	3	13	10	333%	3	13	10	333%	0%
120F ROBBERY/RESIDENCE	18	11	-7	-39%	18	11	-7	-39%	0%
120 Robbery /Individual Total	129	127	-2	-2%	129	127	-2	-2%	0%
<i>120 Robbery /Individual Firearms</i>	85	89	4	4%	85	89	4	4%	
<i>Percent 120 Robbery /Individual Committed using Firearms</i>	66%	70%			66%	70%			
<i>Victims Shot</i>	8	8	0	0%	8	8	0	0%	
13A1 AGGRAVATED ASSAULT	131	141	10	8%	131	141	10	8%	0%
13A4 AGGRAVATED ASSAULT DOMESTIC	29	33	4	14%	29	33	4	14%	0%
13A Aggravated Assault Total	160	174	14	9%	160	174	14	9%	0%
<i>13A Aggravated Assault Firearms</i>	54	69	15	27%	54	69	15	27%	
<i>Percent 13A Aggravated Assault Committed using Firearms</i>	34%	40%			34%	40%			
<i>Victims Shot</i>	41	54	13	32%	41	54	13	32%	
18.2-5 STRANGULATION-FELONY ASSAULT	0	1	1	N/A	0	1	1	N/A	0%
18 Total	0	1	1	N/A	0	1	1	N/A	0%
<i>18 Firearms</i>	0	0	0	0%	0	0	0	0%	
<i>Percent 18 Committed using Firearms</i>	100%	0%			100%	0%			
Total for Violent Crimes	338	355	17	5%	338	355	17	5%	0%



Citywide Crime, YTD



RICHMOND POLICE DEPARTMENT City Wide

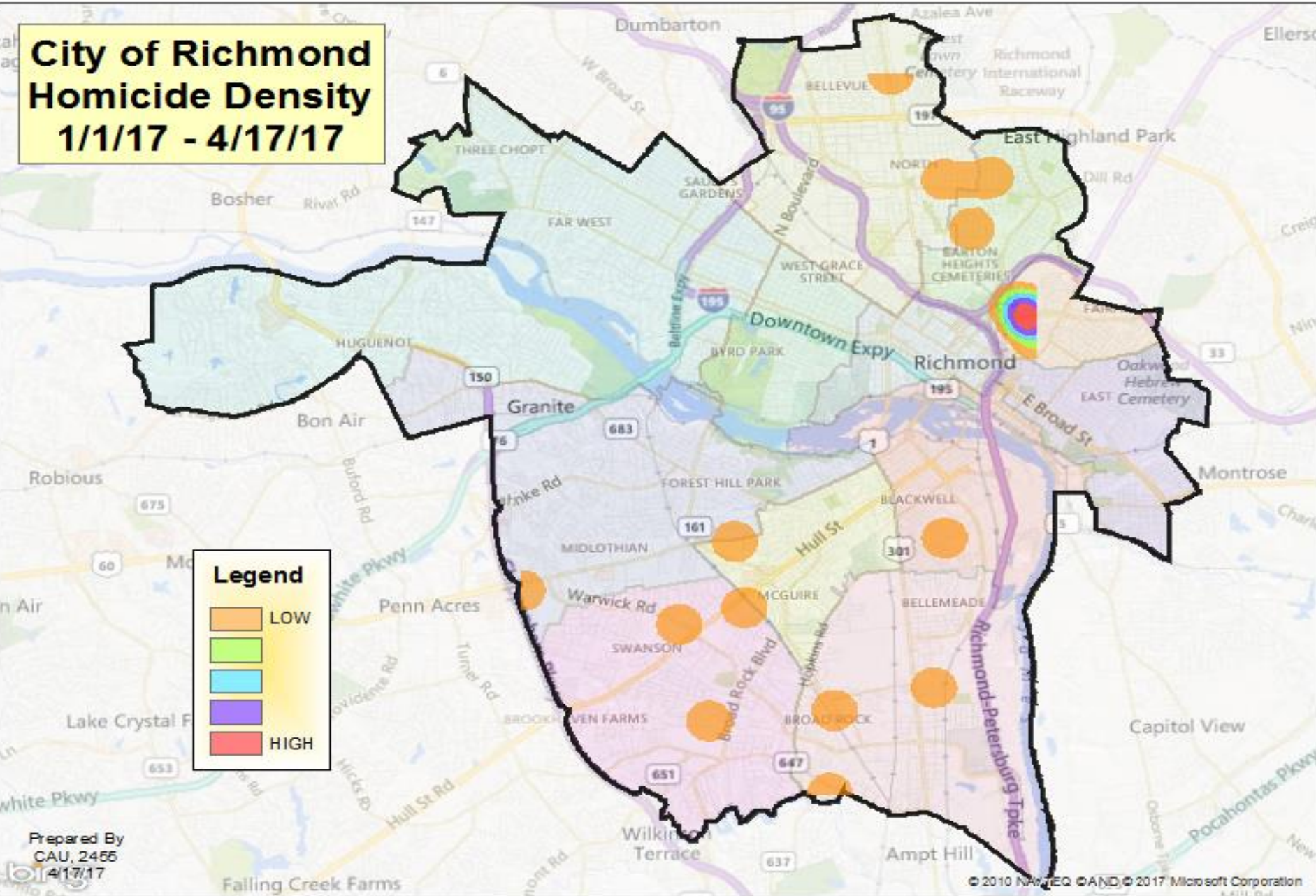
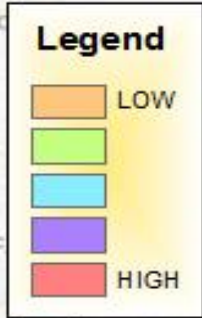
Reporting Period: 1/1/2017 through 4/16/2017
Compared to same date range starting in 2016

Property Crimes

	Period 2016	Period 2017	Period Change	Period %Change	YTD 2016	YTD 2017	YTD Change	YTD %Change	Pre-Period YTD % Change
200 Arson Total	18	10	-8	-44%	18	10	-8	-44%	0%
220A BURGLARY/B&E/RESIDENTIAL	260	314	54	21%	259	314	55	21%	0%
220B BURGLARY/B&E/COMMERCIAL	46	93	47	102%	46	93	47	102%	0%
220C BURGLARY/B&E/OUTBUILDING	26	30	4	15%	26	30	4	15%	0%
220 Burglary Total	332	437	105	32%	331	437	106	32%	0%
23A PICKPOCKET	0	3	3	N/A	0	3	3	N/A	0%
23B PURSE SNATCHING	5	7	2	40%	5	7	2	40%	0%
23C SHOPLIFTING	246	298	52	21%	246	298	52	21%	0%
23D THEFT FROM BUILDING	320	341	21	7%	320	341	21	7%	0%
23E THEFT FROM COIN OPERATED MACHINE OR DEVICE	1	1	0	0%	1	1	0	0%	0%
23F THEFT FROM MOTOR VEHICLE	421	513	92	22%	421	513	92	22%	0%
23G THEFT OF MOTOR VEHICLE PARTS/ACCESSORIES	119	122	3	3%	119	122	3	3%	0%
23H ALL OTHER LARCENY	299	381	82	27%	299	381	82	27%	0%
23I GAS DRIVE OFF	1	0	-1	-100%	1	0	-1	-100%	0%
23 Larceny Total	1412	1,666	254	18%	1,412	1,666	254	18%	0%
240 MOTOR VEHICLE THEFT	185	293	108	58%	183	293	110	60%	0%
240A UNAUTHORIZED USE OF A MOTOR VEHICLE	2	0	-2	-100%	2	0	-2	-100%	0%
240B THEFT OF MOPED/OTHER VEHICLE TYPE	32	37	5	16%	32	37	5	16%	0%
240 Auto Theft Total	219	330	111	51%	217	330	113	52%	0%
Total for Property Crimes	1,981	2,443	462	23%	1,978	2,443	465	24%	0%
Grand Total Major Crimes	2,319	2,798	479	21%	2,316	2,798	482	21%	0%



City of Richmond Homicide Density 1/1/17 - 4/17/17

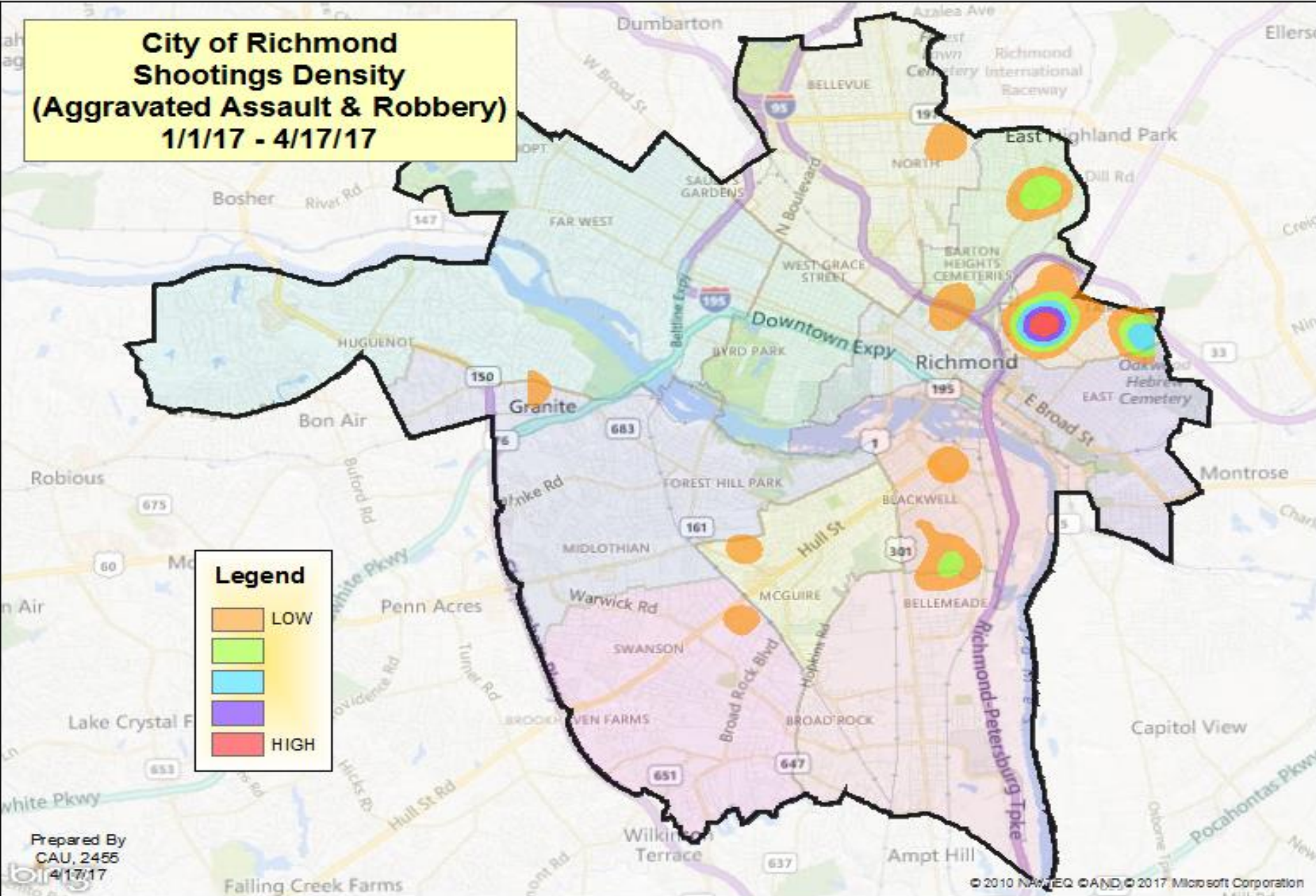
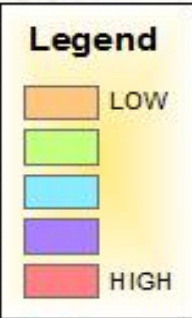


Prepared By
CAU, 2455
4/17/17

© 2010 NAVTEQ © AND © 2017 Microsoft Corporation



**City of Richmond
Shootings Density
(Aggravated Assault & Robbery)
1/1/17 - 4/17/17**

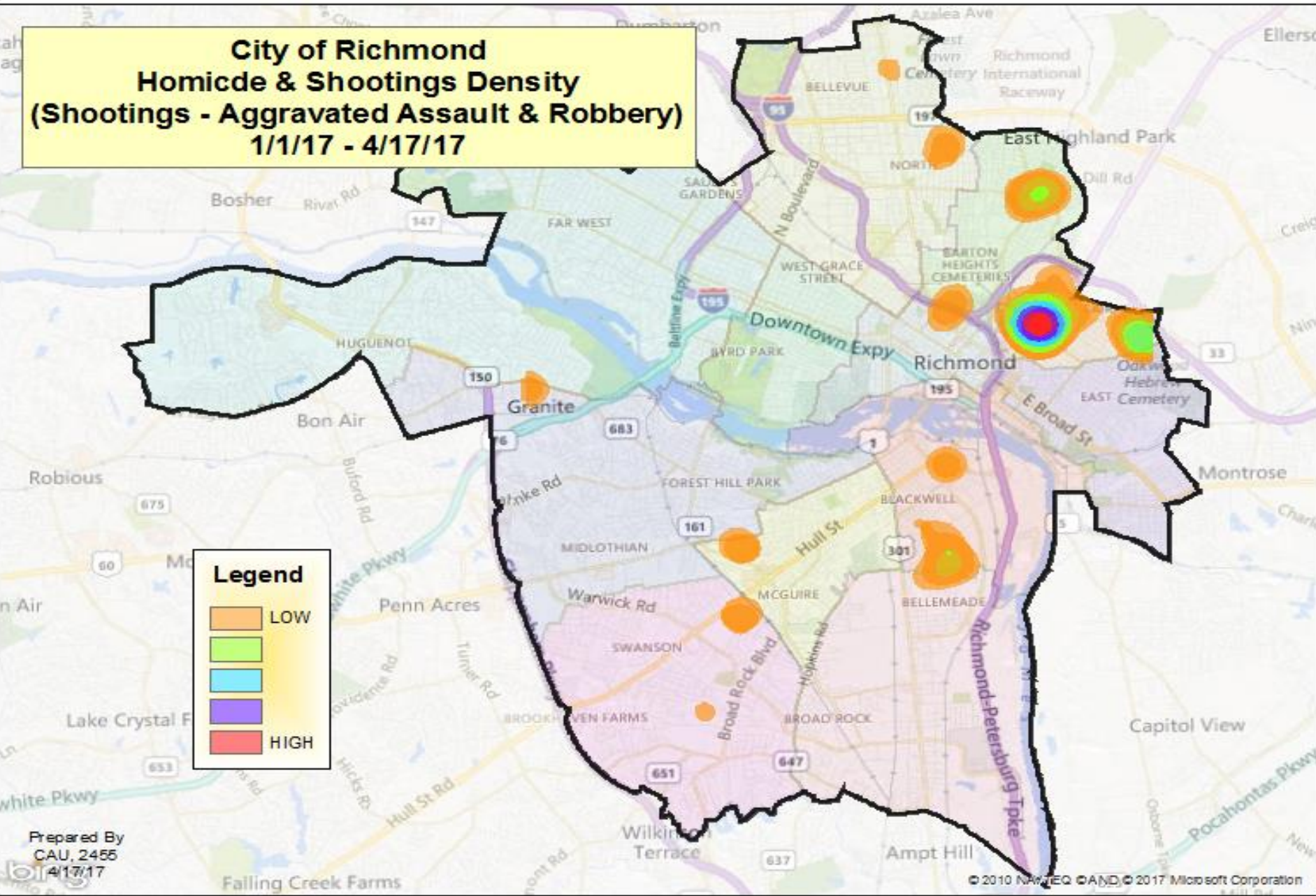


Prepared By
CAU, 2455
4/17/17

© 2010 NAVTEQ © AND © 2017 Microsoft Corporation



**City of Richmond
Homicide & Shootings Density
(Shootings - Aggravated Assault & Robbery)
1/1/17 - 4/17/17**

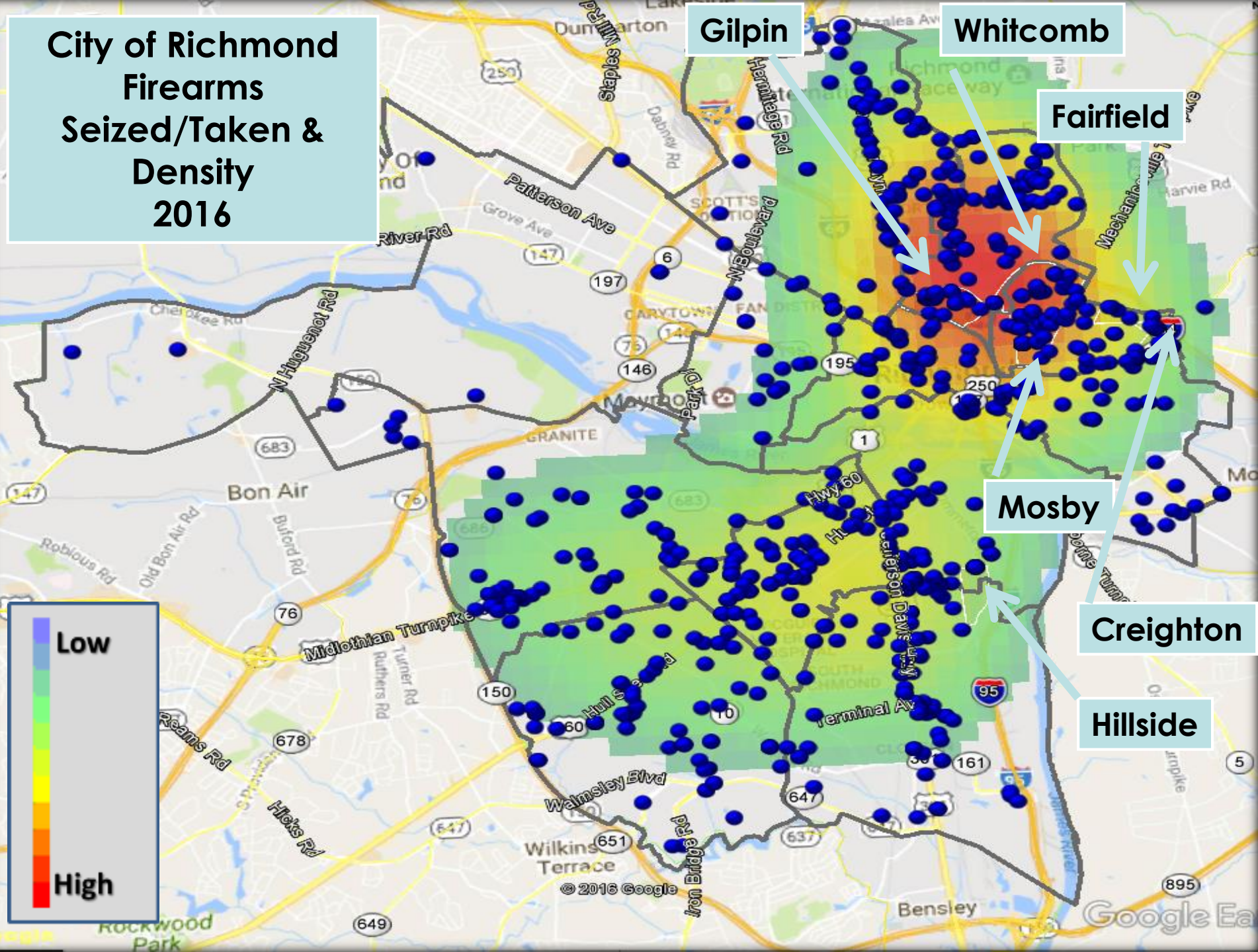


Prepared By
CAU, 2455
4/17/17

© 2010 NAVTEQ © AND © 2017 Microsoft Corporation



**City of Richmond
Firearms
Seized/Taken &
Density
2016**



Citywide Calls for Service

D.E.C. Weekly CFS Report Dates From: 4/10/17 To: 4/16/17

This Week

Precinct	Agency Ever	Percentage:
1	1,086	26.63%
2	771	18.91%
3	1,045	25.63%
4	1,176	28.84%
	Percentage:	100.00%

Previous Week

Precinct	Agency Ever	Percentage:
1	1,082	26.24%
2	760	18.43%
3	1,069	25.93%
4	1,212	29.40%
	Percentage:	100.00%

Year To Date

Precinct	Agency Ever	Percentage:
1	14,407	24.58%
2	11,881	20.27%
3	14,983	25.56%
4	17,348	29.59%
	Percentage:	100.00%

- More than 58,000 calls for service have been handled as of April 16, 2017.
- 558 calls per day, on average, citywide.



Arrests/Felony & Misdemeanor

- Citywide Total of 3,056 arrests for 2017 (1/1 – 4/16)
- Citywide Felony & Misdemeanor*

	Total
F	2,106
M	2,706
Total	4,812

- Felony & Misdemeanor by Precinct*

1st Precinct

	Total
F	1,167
M	1,195
Total	2,362

2nd Precinct

	Total
F	301
M	425
Total	726

3rd Precinct

	Total
F	210
M	324
Total	534

4th Precinct

	Total
F	428
M	762
Total	1,190

*Felony & Misdemeanor are based on charges.



CURRENT STAFFING LEVELS

Authorized Strength	750
Current Sworn Strength (to include recruits)	719
Unavailable Sworn Personnel	31
Available Sworn Personnel	650
110th Basic Recruit Class (Injured)	1
113th Basic Recruit Class (Injured)	1
114th Basic Recruit Class (June Graduation)	18
115th Basic Recruit Class (August Graduation)	20
116 th Basic Recruit Class (June academy start)	4
Total Vacancies	25

Precinct Staffing

Precinct	Authorized	Actual	Vacancies
1st	126	117	9
2nd	119	106	13
3rd	120	115	5
4th	132	115	17
TOTAL	497	453	44



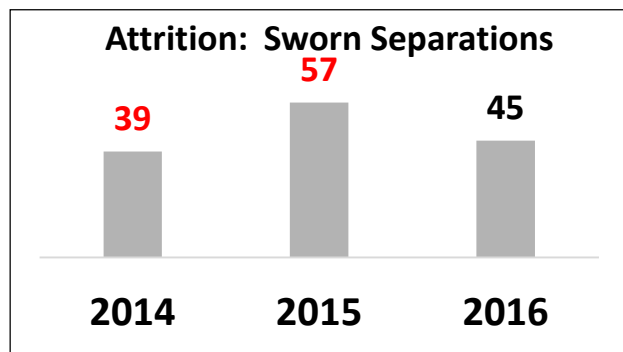
HIRING PRACTICES

New Recruit Graduates Since 2014

Class	Graduation Date	Number of Graduates
109	August 21, 2014	28
110	March 17, 2015	28
111	August 21, 2015	30
112	May 19, 2016	22
113	January 28, 2017	17
114	June 8, 2017	18 Pending
115	September 7, 2017	20 Pending

During the last four calendar years: 2014 to present

Graduated 125 new officers



Lost 154 sworn members through attrition
Retirements, resignations, terminations, death, etc.

We have seen a net **loss** of 29 officers

CY 2017: 13 sworn separations (as of April 17)

- 10 resignations; 3 retirement
- Last year at this time: 9 resignations; 1 retirement
- Since 2013, largest group of resignations is officers with 5-10 years of service (*citing: pay compression*).

This highlights the importance of funding and filling all of our sworn positions in order to be prepared to face the challenges and continue to build safe neighborhoods throughout Richmond or we risk falling behind and being without adequate staffing.

It takes significant time to increase and build up staffing for the future.

**WE MUST:
RECRUIT & HIRE QUALIFIED
CANDIDATES AND THEN
PREPARE THEM FOR THE JOB**

See next slide



Year	Population	Violent Crime	Violent Crime Rate per 1000	Property Crime	Property Crime Rate per 1000	Major Crime	Major Crime Rate per 1000
2005	197,915	2,441	12.33	13,142	66.40	15,583	78.74
2006	198,992	2,096	10.53	10,181	51.16	12,277	61.70
2007	200,655	1,858	9.26	8,906	44.38	10,764	53.64
2008	202,867	1,599	7.88	8,180	40.32	9,779	48.20
2009	204,451	1,668	8.16	8,572	41.93	10,240	50.09
2010	204,214	1,521	7.45	8,613	42.18	10,134	49.62
2011	206,389	1,449	7.02	8,748	42.39	10,197	49.41
2012	210,857	1,353	6.42	9,194	43.60	10,547	50.02
2013	214,114	1,305	6.09	8,835	41.26	10,140	47.36
2014	217,853	1,272	5.84	8,534	39.17	9,796	44.97
2015*	220,289	1,116	5.07	8,733	39.64	9,849	44.71
2016*	222,071	1,305	5.88	8,863	39.91	10,168	45.79

Exception: 2010 (Actual Census)

*2015 POPULATION RELEASED BY US CENSUS BUREAU, Population estimates, July 1, 2015 (V2015)

*2016 POPULATION RELEASED BY HOMETOWN LOCATOR.COM, July 1, 2016 Population estimates 222,071



PARTNERSHIPS



PARTNERSHIPS

- Regional and federal partners –
 - Operation Blue Shield – a cross border joint operation involving Henrico, Chesterfield, State and Richmond Police to address crimes occurring along jurisdictional boundaries.
 - **Violence Suppression Team partnered with State Police and ATF to address gun show illegal purchases to reduce illegal firearms from reaching the street**
- Community organizations –
 - **Built partnership with owners of Rudd's Trailer Park to reduce prostitution and robberies in area**
 - **Expanded involvement in Latino Community which has led to 18 month strategic plan**
 - Increased involvement in Faith Leaders Group which has led to increased expectations and goals for year



INNOVATIONS



INNOVATIONS

- First police agency internationally to involve news media in TASER training to increase awareness and understanding of police use of force
- **Virginia Recovery Foundation has increased awareness and provided alternatives to incarceration for persons with opiate addiction**
- Twenty-seven persons with addiction placed in treatment programs during first quarter of year
- Developed partnership with ATF to increase firearm tracing and linking to crimes and offenders.
 - Seven firearms have been linked to 15 different crimes including one murder
 - Eight offenders have likewise been linked in this ongoing effort
- **Partnering with VCU Health in their Alternative Pathways and RPD Life Programs**



ACCOMPLISHMENTS



ACCOMPLISHMENTS

- Developed pay compression proposal to address continued attrition of personnel and presented to Council
- 113th Academy graduation – 17 new officers
- 100 local taxis inspected this quarter
- PALFit Initiative begins, Feb. 2017 teaching youth importance of health and fitness through interactive classes with police officers
- **The RPD earned its second Advanced Law Enforcement reaccreditation and received the “Gold Standard With Excellence”, a distinction only awarded to 17 other agencies across the country**
- 200 Body-worn Cameras were deployed department-wide with 18,850 hours of video recorded
- Lethality Assessment Protocol providing resources to victims of domestic violence, was launched
- **Nineteen students successfully completed the third session of the LIFE program**



ACCOMPLISHMENTS

- Successfully managed four major protests including the Inauguration Day and Immigration protests and demonstrations with no major disruptions or arrests during any protest.
- Special Events include the Monument Avenue 10k, where 130 officers managed safety for more than 25k participants
- **Conducted joint operation with regional partners and DEA to arrest and seize major heroin/fentanyl dealer in Feb, 2017**
- As a result, non-lethal overdoses decreased from 44 in February to 15 in March, a 65% reduction
- Conducted a violent crime Initiative along Midlothian Corridor resulting in a **56%** reduction in violent crime through search warrants, knock and talk, and other interdiction methods; **62 firearms were seized**



ACCOMPLISHMENTS

- **More than 450 adults and youth participated in the MILO Use of Force Training during first quarter of 2017**
- Implemented new officer work schedule in conjunction with development of beats within sector – designed to create greater accountability and oversight of individual performance
- Three command staff walks conducted the Oak Grave, Byrd Park, and Swansboro neighborhoods
- **RESET deployment in areas of violent crime**
- Implemented Patrol Rifle individual officer purchase program and protective rifle plate carrier systems department wide



Gun 250

KNOW ABOUT SOMEONE
WITH AN ILLEGAL GUN?



Earn up to
\$250
for information
about persons
illegally
possessing guns

Text tip to
274637
keyword:
GUN250
followed by
your tip.

ALL METHODS ARE ANONYMOUS
Call 804-780-1000 or go to 7801000.com
Metro Richmond Crime Stoppers

86 Tips

15 illegal firearms seized

10 arrests

\$3,340 in rewards paid



Lethality Assessment Protocol



**Since March 1,
2016:**

818 screenings conducted

438 assessed as 'high-danger'

272 assessed as 'non-high-danger'

108 chose not to participate

