

## General catalogue

Domestic hot water  
Electric room heating  
Bathroom heating

2022/2023



# PROUD TO WEAR GROUPE ATLANTIC COLOURS



GROUPE ATLANTIC meets vital needs through its increasingly eco-efficient solutions for heating, sanitary hot water, air conditioning and air treatment, which are geared to millions of customers in the housing and tertiary markets. A French company operating on four continents, GROUPE ATLANTIC upholds strong family values: trust, responsibility and long-term commitment.

GROUPE ATLANTIC 2021 key figures: 11 600 employees; 31 industrial sites; €2.7 bn net turnover.

**Thermal comfort is life / Thermal comfort for all**



[groupe-atlantic.com](https://groupe-atlantic.com)



# 2022-2023

## CONTENTS



### GENERAL INFORMATION

Atlantic brand	p. 2
CSR challenges	p. 4
ErP regulation	p. 6
Connectivity and remote control	p. 8
Our services	p. 10

# 1

## DOMESTIC HOT WATER

- Electric water heaters . . . . . 20
- Indirect & combi water heaters . . . . . 76
- Renewable energy water heaters . . . . . 86

P. 12

DOMESTIC  
HOT WATER

ELECTRIC  
WATER HEATERS

INDIRECT & COMBI  
WATER HEATERS

RENEWABLE  
ENERGY  
WATER HEATERS

# 2

## ELECTRIC ROOM HEATING

- Active heat convectors . . . . . 108
- HD heating panel . . . . . 114
- Extensive heat panel . . . . . 118
- Gentle heat radiators . . . . . 122

P. 100

ELECTRIC ROOM  
HEATING

ACTIVE HEAT  
CONVECTORS

HD HEATING  
PANEL

EXTENSIVE  
HEAT PANEL

GENTLE HEAT  
RADIATORS

# 3

## BATHROOM HEATING

- Compact bathroom heaters . . . . . 136
- Bathroom radiators . . . . . 140

P. 128

BATHROOM  
HEATING

COMPACT  
BATHROOM  
HEATERS

BATHROOM  
RADIATORS

# Atlantic brand: expert in thermal comfort solutions



## atlantic

Atlantic is a **multi-energy brand** manufacturing heating, water heating and ventilation solutions for residential and commercial markets across the globe. It aims to constantly **increase its customers' satisfaction** by extending and **improving its product portfolio**, as well as **developing closer customer relationships**.

To this end, Atlantic has succeeded in improving and completing its water heating solutions to comply with new European environmental standards, and offers a coherent **range of water heaters**. It also continues to focus its **R&D investments** on developing new **eco-friendly solutions for heating and water heating**.

With this new extended and improved offer, customers benefit from Atlantic's latest technologies and energy-saving solutions.

## The Atlantic brand at a glance

### A brand fully dedicated to professionals

Putting quality consulting and expertise for professionals first

### A French brand in operation for over 50 years

A Family-run business, founded in 1968, in La Roche-sur-Yon, France

### Multi-energy solutions that are more eco-responsible

High-performance energy solutions using hybrid technologies

### Innovation for one and all

- 250 R&D experts
- 711 registered technical patents

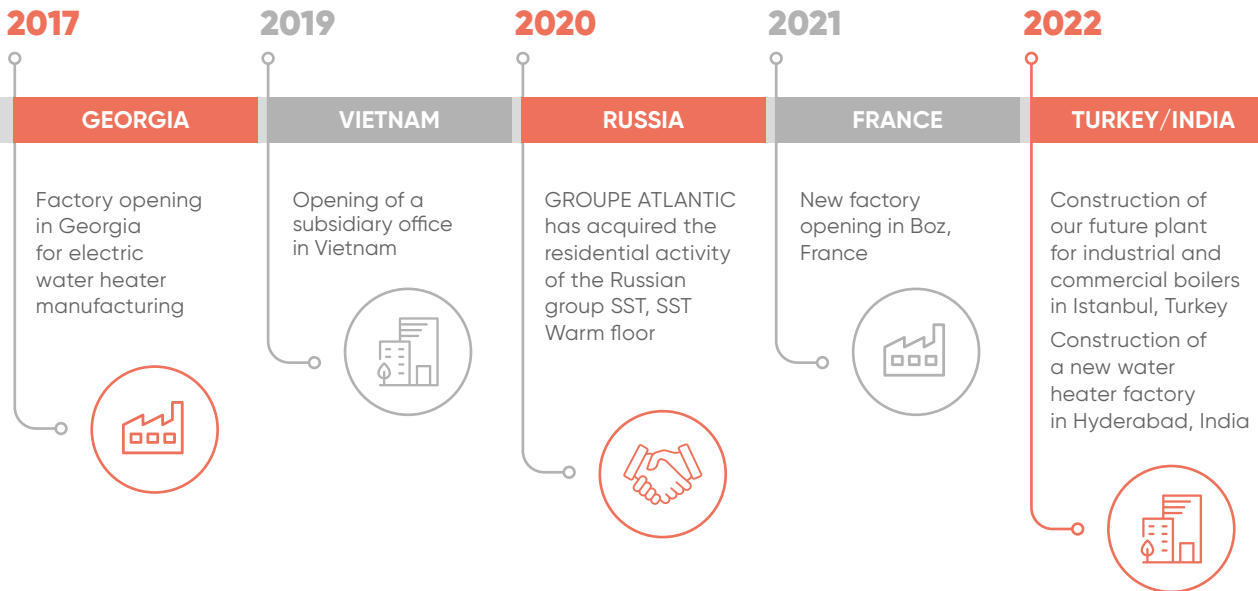
## Atlantic products portfolio



# Groupe Atlantic global ambition

Our global ambition drives us to expand our geographical and technological reach as much as possible to make thermal comfort available to all.

## Latest key dates



## Groupe Atlantic factories around the world





# Groupe Atlantic is transitioning towards decarbonisation

We innovate, developing eco-friendly solutions.

The goal: to reduce greenhouse gas emissions in response to the climate crisis.

## OUR CHALLENGES



### 1 Investing substantially in low-carbon emission solutions.

All our teams are committed to developing solutions that promote renewable energy use, such as heat pump water heaters.

- Over €50 million invested to double production capacity of our thermodynamic solution sites.
- Strong ambition to grow our thermodynamic solutions from 28% to 50% in 2030!

For our customers, our solutions (radiators, bathroom radiators and water heaters) also include connectivity features and programming to save energy.

Together, all these solutions save energy and help the planet!



DOMESTIC  
HOT WATER

ELECTRIC  
WATER HEATERS

INDIRECT & COMBI  
WATER HEATERS

RENEWABLE  
ENERGY  
WATER HEATERS

ELECTRIC ROOM  
HEATING

ACTIVE HEAT  
CONNECTORS

HD HEATING  
PANEL

EXTENSIVE  
HEAT PANEL

GENTLE HEAT  
RADIATORS

BATHROOM  
HEATING

COMPACT  
BATHROOM  
HEATERS

BATHROOM  
RADIATORS

## 2 Accelerating the eco-design approach in our projects.

The Group is developing eco-design for its heating and hot water products, with support from both marketing and R&D. We are ramping up this process to bring to market products with less environmental impact.

## 3 Reducing the environmental impact of our industrial sites:

**challenge for the first Group carbon accounting campaign launched in 2022.**

We are staging the campaign across 18 industrial and commercial sites in several countries with help from local and external teams. This assessment will help us to measure the carbon footprint of audited sites, extrapolate emissions data on a Group-wide basis, and roll out effective strategies for cutting emissions.

## 4 Monitoring hazardous substance use by our suppliers.

An external organisation, ECOMUNDO, which is contracted by the Group, systematically reviews suppliers according to the REACH, ROHS and Nanoparticle regulations. This campaign aims to ensure compliance and to identify consumer items containing potentially hazardous substances. Since July 2021, the Group has expanded the scope of this campaign to 21 industrial sites worldwide.



# Atlantic guides you through ErP regulations

## WHAT IS ErP?

ErP stands for Energy-related Products. The ErP European policy consists of two directives: eco-design and energy labelling. It aims to improve energy efficiency and performance standards of the following products >



WATER HEATERS



HEAT PUMPS



ELECTRIC PANEL HEATERS



BATHROOM RADIATORS

## ECO-DESIGN

Ecodesign defines the acceptable energy efficiency levels, as well as environmental criteria for energy-related products. Therefore, heating and water heating products must comply with all Ecodesign requirements in order to obtain CE mark status and be sold within the European Union market.

## ENERGY LABELLING

Energy Labelling provides information about the environmental impact of the product. It creates much more transparency for customers and helps them to make the right choice by factoring in specific product information (energy consumption, noise level, etc).



Atlantic is an expert in heating and water heating, with efficient and eco-friendly solutions. It owns several exclusive patented technologies and actively supports ErP regulations.







## WHAT ARE THE BENEFITS?

Atlantic not only makes ErP-compliant products, but also seeks to ensure that its end users and partners fully understand the Ecodesign directive's challenging goals.



### End user benefits:

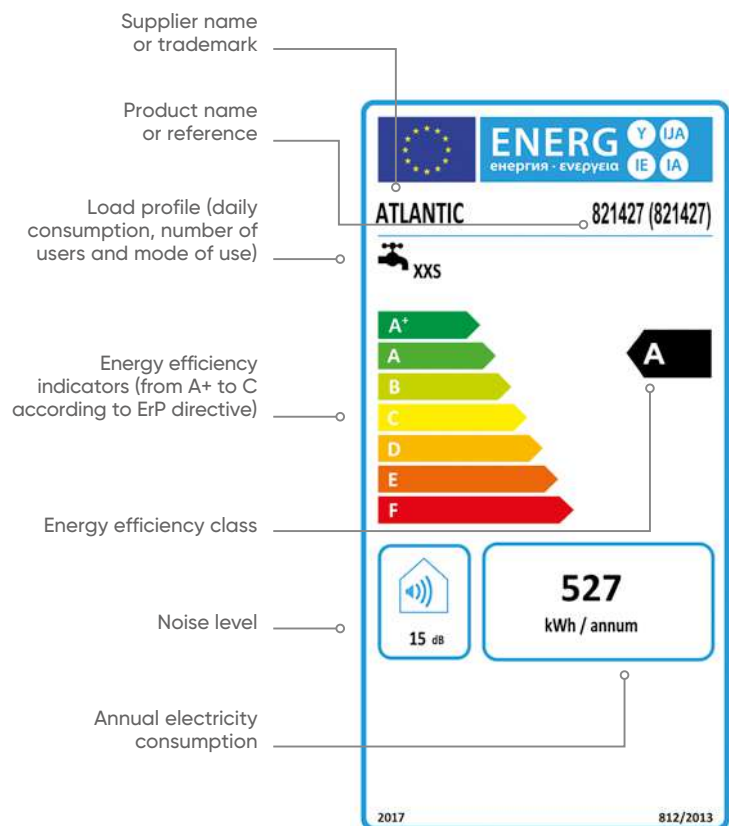
- Increased long-term energy efficiency, generating energy and money savings
- Contribution to environmental protection through reduced greenhouse gas emissions
- Easier product choice due to energy information transparency
- Removal of inefficient and polluting products from the market



### Partner benefits:

- Professional expertise strengthened with high-quality and environmentally friendly products
- Win-win partnership with an innovative company constantly improving its products' energy efficiency
- Association with a renowned French brand that is continuously expanding worldwide
- Full support and guidance in customer relationship management regarding low-energy products

## HOW TO READ A PRODUCT LABEL



The product label is provided by the manufacturer. In the European Union, the end user's contact (distributor or installer) is responsible for providing visibility and understanding of the ErP label content.

# Connectivity and remote control

> As a recognized expert in thermal comfort, Atlantic puts considerable effort into developing innovative solutions. **That's why connectivity will be central to our vision for many years to come.**



Atlantic has developed the Cozytouch application to enable you to connect to and control your appliance wherever you are, whenever you want.

The Cozytouch application is connected to 2 types of protocols, depending on products:



## WI-FI CONNECTIVITY (IP)

Wi-Fi connectivity is Atlantic's latest innovation, enabling you to easily connect water heaters and room heaters directly to Wi-Fi. Wi-Fi is an internet protocol (IP) which enables direct connectivity with your Internet box. Once connected, the device can be controlled remotely via the Cozytouch application.



+

NO COZYTOUCH BRIDGE  
REQUIRED



## IO-HOMECONTROL

IO-Homecontrol is home automation controlling heating, water heating or ventilation remotely through a smartphone or tablet via the Cozytouch application. It enables cross communication between devices using the IO-Homecontrol radio protocol.

IO-Homecontrol must be connected to a Cozytouch bridge (sold separately).



+



# COZYTOUCH

Revolutionising connected comfort

Atlantic is proud to present its new range of connected products.



Steatite Cube Wi-Fi Vertigo Steatite Wi-Fi

## ELECTRIC WATER HEATERS



Egeo

Calypso VM

Calypso Split Inverter

Explorer

## HEAT PUMP WATER HEATERS



Altis Ecoboost Wi-Fi

Solius Wi-Fi

Agilia IO

Orinis Smart Pilot IO

## ROOM HEATING



Adelis

Sensium

## BATHROOM HEATING

WITH THE COZYTOUCH APPLICATION YOU CAN:

- **CONTROL** all your devices on the same screen
- **TAILOR YOUR HOME COMFORT** to your needs
- **PROGRAMME** your devices remotely
- **SWITCH OFF** appliances when you are out
- **REVIEW** your energy consumptions



Cozytouch

Download the App for free:



DOMESTIC HOT WATER

ELECTRIC WATER HEATERS

INDIRECT & COMBI WATER HEATERS

RENEWABLE ENERGY WATER HEATERS

ELECTRIC ROOM HEATING

ACTIVE HEAT CONNECTORS

HD HEATING PANEL

EXTENSIVE HEAT PANEL

GENTLE HEAT RADIATORS

BATHROOM HEATING

COMPACT BATHROOM HEATERS

BATHROOM RADIATORS



As a service provider, we strive to bring you peace of mind day in, day out.

Atlantic offers exclusive services along with its products.

## Practical training

Useful training programmes for your everyday work to help you be more efficient.



### > Why enrol in a training programme?



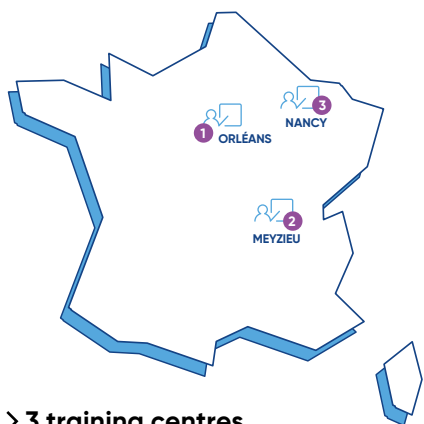
#### SAVE TIME

- Working equipment
- Hands-on practical training in small groups
- Test benches and failure simulations
- Expert trainers with extensive field experience



#### GET A QUALIFICATION

Training sessions on-site or in our training centres in France. Train on working equipment to develop your expertise and your business.



### > 3 training centres

- 1 Orléans (south of Paris) - one of the manufacturing sites for electric heating
- 2 Meyzieu (east of Lyon)
- 3 Nancy (east of Paris)

### How to register and plan your training?

 [support-rdh@groupe-atlantic.com](mailto:support-rdh@groupe-atlantic.com)

## Training details



### ON-SITE TRAININGS

#### ESE 6-01 (One day)

Heat Pump Water Heater - "Choose the right cylinder"



### ONLINE TRAININGS

#### ESE 6-05 (One hour)

Basics of Heat Pump Water Heater

#### Purpose


At the end of this online training, you will be able to describe the basics of heat pump water heaters

#### Content

- Technical basics
- Various configurations
- Installation best practices
- How to underline the importance of maintenance operations

#### Methods and teaching means

Direct exchanges with a trainer thanks to videoconferencing



# After sales service

Handling of spare parts, technical assistance and warranty management, set-up support (testing installation to ensure appliances are in full working order, adjusting required gauge or flow rates).



## Diagnosis assistance

@ support-rdhw@groupe-atlantic.com

For all technical assistance, installation, commissioning information, fault diagnosis and repairs, contact our technical support with your serial number + product model code. You can also share the diagnosis with an expert at our French industrial site either by email or video conferencing.



## Warranty expertise

@ support-rdhw@groupe-atlantic.com

Warranties are handled according to incident tickets. If required, on-site or laboratory expertise is available. As a result, you will help us to constantly improve our products!



## Spare parts order

@ spareparts-rdhw@groupe-atlantic.com



### + RELIABILITY

Parts certified and approved by our factories



### + DURABILITY

Certified parts ensure the appliance runs smoothly and are covered by the manufacturer's guarantee



### + PEACE OF MIND

Parts stocked for at least 10 years



"For all my repairs, I choose original parts certified by Atlantic!"



# WATER HEATERS

A complete range for all your needs



## ELECTRIC WATER HEATERS



POINT-OF-USE  
WATER HEATERS

p.22



SPACE-SAVING  
WATER HEATERS

p.36



CLASSICAL  
WATER HEATERS

p.48



## INDIRECT & COMBI WATER HEATERS

---



p.76

## RENEWABLE ENERGY WATER HEATERS

---



p.86

DOMESTIC  
HOT WATER

ELECTRIC  
WATER HEATERS

INDIRECT & COMBI  
WATER HEATERS

RENEWABLE  
ENERGY  
WATER HEATERS

ELECTRIC ROOM  
HEATING

ACTIVE HEAT  
CONVECTORS

HD HEATING  
PANEL

EXTENSIVE  
HEAT PANEL

GENTLE HEAT  
RADIATORS

BATHROOM  
HEATING

COMPACT  
BATHROOM  
HEATERS

BATHROOM  
RADIATORS

# Choosing the right domestic hot water appliance



## 4 MAIN BENEFITS of Atlantic water heaters

1



### DURABILITY

High quality water heater and components: long-lasting tank protection to prevent limescale and rust thanks to quality enamelling.

2



### EFFICIENCY

Continuous access to hot water at the required temperature thanks to fast heating functions and accurate regulation.

3



### ENERGY SAVINGS

Energy savings achieved through Smart functions, optimised water heating control and efficient insulation.

4



### COMFORT
















Available constant temperature hot water at every moment is the assurance of a well-being in your everyday life. Atlantic helps to improve thermal comfort based on your needs.



The water heater is a vital part of your home, providing hot water for your needs. Choosing the right appliance will ensure you not only have a steady supply of water but also that you will benefit from energy and cost savings. Several factors must be considered in making your selection:

## ESTIMATING HOT WATER REQUIREMENTS

The required water heater model depends on the daily hot water consumption, number of drainage points and number of people in the household.

No. users	Models (L)	Equipment
	10-30	 or 
	50	 + 
	80+120	 +  + 
	150+500	 +  +  + 

## IMPORTANCE OF WATER QUALITY

Water is a chemical agent charged with positive and negative ions. When the number of ions is balanced, the water charge is neutral. However, depending on regions the water supply is not always balanced. Aggressive, highly mineralised and desalinated water can reduce the water heater's performance and lifetime. Atlantic offers the widest range of appliances so that the customer can make the right choice.



### AGGRESSIVE WATER

causes a lot of corrosion



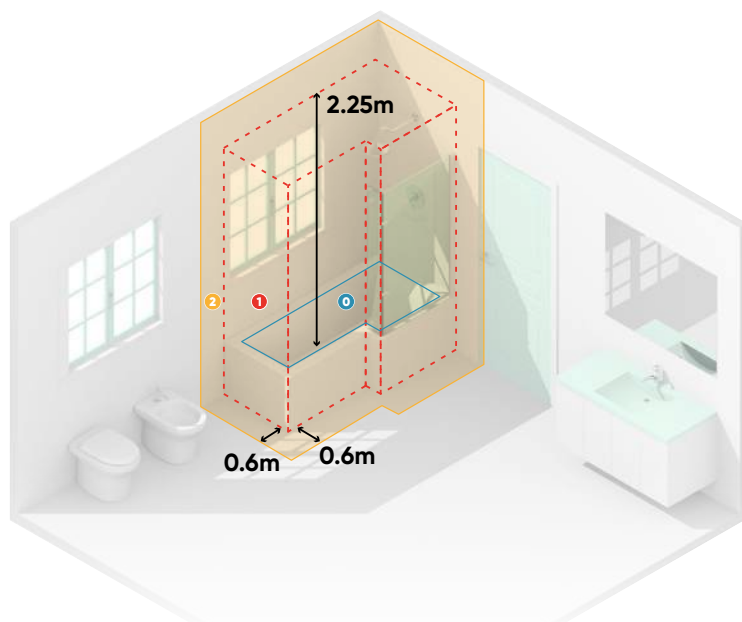
### BALANCED WATER

causes corrosion and limescale



### HARD WATER

causes a lot of limescale



## SAFE INSTALLATION

Atlantic water heaters provide strong protection against splashing water (IP index up to IP 25) and guarantee safe operation.

This means that, Atlantic products can be installed in areas 0, 1 and/or 2 of the bathroom depending on country regulations.

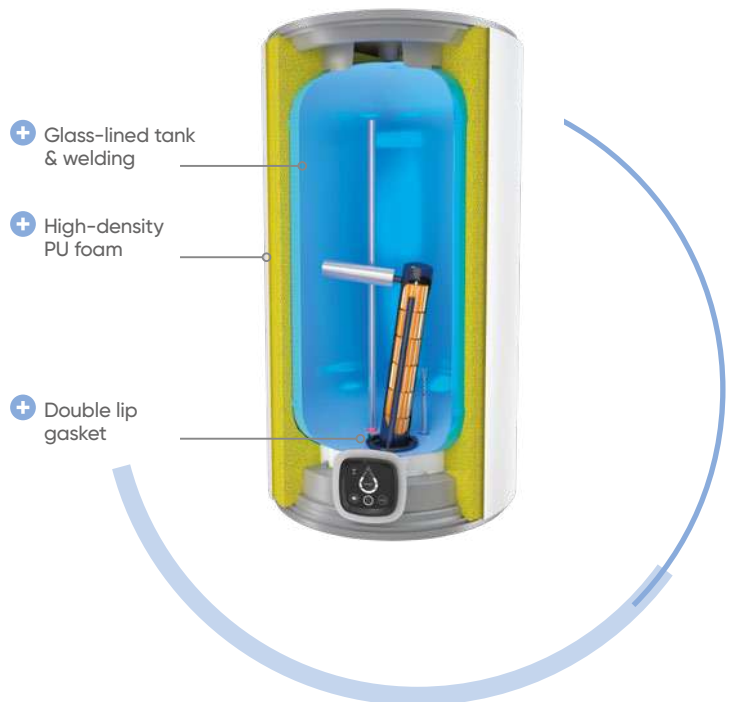
# Atlantic technologies

► Atlantic develops exclusive patented technologies to achieve long-lasting functionality for day-to-day use along with optimal efficiency and savings.



1

## PROTECTION AND INSULATION



**Atlantic guarantees the best tank protection and insulation of all its products thanks to:**

### + GLASS-LINED TANK & WELDING

A spotless enamelled tank is a fundamental component of the overall quality and functioning of an Atlantic water heater. The "diamond-quality" Label defines our high resistance enamel. It guarantees your hot water tank a long service lifetime without failure.

### + DOUBLE LIP GASKET

Unprotected steel parts in contact with water are the weakest parts of all water heaters, most leakages originate from there. Atlantic uses a unique double lip gasket, ensuring no contact between the steel tank edge and water.

### + HIGH-DENSITY PU FOAM

The polyurethane foam insulation prevents thermal bridges and helps to maintain water at the set temperature for a longer timeframe. Atlantic foam contains 0% CFC and its high density reduces heat loss.

## 2

## HIGH-PRECISION CONTROLS

Atlantic water heating appliances work with two main types of thermostats:

### + MECHANICAL THERMOSTAT

Combines control and overheat protection function with manual reset capability.



#### ROD THERMOSTAT

Manual temperature control through internal/external settings



#### BULB THERMOSTAT

Manual temperature control with multiple knob options

+ Higher precision

### + ELECTRONIC THERMOSTAT

Precision temperature control through digital control panel



- + Temperature control accuracy
- + Energy savings thanks to smart functions adapting hot water production to consumer habits.





3

## HEATING ELEMENTS

### + DIRECT IMMERSION HEATING ELEMENT: AN APPROVED SOLUTION



The sheathed heating element is made from copper or stainless steel. It provides:

- + High-level performance thanks to its balanced charge
- + Fast heating

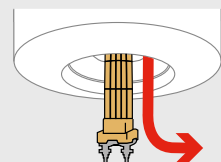
### + CERAMIC DRY HEATING ELEMENT WITH UNIQUE STEATITE TECHNOLOGY



**Steatite**  
TECHNOLOGY

The Steatite heating element is protected by an enamelled steel sleeve and has no direct contact with water. Benefits include:

- + Large heat exchange surface which reduces limescale and heating noise
- + Adaptability to all kinds of water (aggressive, highly mineralised and desalinated water)
- + Easy maintenance:  
heating element removable  
without draining the tank



# 4

## ANTI-CORROSIVE PROTECTION

### + TRADITIONAL MAGNESIUM ANODE



The magnesium anode is located at the centre of the enamelled tank.

- + Excellent protection against corrosion
- + Good protection for balanced water

### + EXCLUSIVE O'PRO TECHNOLOGY



#### Passive electronic anti-corrosive system

O'Pro technology uses an ohmic resistor. It balances out the electric resistance of both the tank and the heating element. Consequently, the magnesium anode focuses on protecting the tank lining and the heating element together.

- + Anode lifetime increased by 50%
- + Stronger anti-corrosive tank protection
- + Perfect solution for balanced waters and aggressive water (generating corrosion)

### + PATENTED ACI HYBRID SYSTEM



#### State-of-the-art cathodic protection with titanium anode

This technology is simply the ultimate generation of electronic anti-corrosion tank protection for your DHW (Domestic Hot Water) production equipment. The titanium anode located at the centre of the appliance is supported by an electronic PCB board that produces a millivoltage electric current sent to the water, providing the tank with lifetime protection.

- + ACI hybrid automatically adjusts its functioning to variations in water quality
- + Lasts up to twice as long and requires less maintenance
- + Extended lifetime protection, replacing the magnesium anode
- + Control light indicating operations

# Electric water heaters

Whether it's high-end or basic models, large volume or space-saving designs, smart technology or standard features, Atlantic offers a diverse range of electric water heaters to meet the every need of even the most demanding customers.

	POINT-OF-USE						SPACE-SAVING							
	O'PRO SMALL & SLIM	NANTO	NANTO MAX	NEO LITE	NEO PLUS	NEO MAX	VERTIGO	VERTIGO STEATITE ESSENTIAL	STEATITE CUBE	STEATITE CUBE WI-FI	VERTIGO STEATITE WI-FI	ATLANTIC EGO		
	P. 22-23	P. 26-27	P. 28-29	P. 30-31	P. 32-33	P. 34-35	P. 36-37	P. 38-39	P. 40-41	P. 44-45	P. 46-47	P. 48-49		
MODEL <sup>(1)</sup>	10/15/ 30/50	10/15	10/15/30	10/15	20/30	20/30	20/30	30/50/ 80/100	30/50/ 80/100	30/50/ 75/100/ 150	75/100/ 150	30/50/ 80/100	30/50/ 80/100/ 120	50/80/ 100
INSTALLATION														
OUTPUT (W)	1600 to 2000	2000	2000	2000	2500	2500	2500	1000 to 1500	1000 to 1500	1500	2400	1000 to 2250	1200 to 1500	1500
ELECTRIC HEATING ELEMENT	Copper						Steatite	Copper x2	Steatite	Steatite	Steatite	Steatite	Copper	
TANK PROTECTION	O'Pro Magnesium anode			Magnesium anode	O'Pro Magnesium anode	Magnesium anode	O'Pro Magnesium anode	O'Pro Magnesium anode	Magnesium anode			Magnesium anode		
INTERFACE	Bottom knob	Top knob	Front knob	Digital interface	Front knob	Front knob + digital display		Front control panel		Digital interface		Internal controls		
CONNECTIVITY	-	-	-	-	-	-	-	-	-	-			-	-
ERP ENERGY CLASS	A*	B	A*	A	C	C	C	C	C	B*	B	B	C	C

(1) Model represents water heater capacity



## CLASSICAL

CLASSICAL																
<b>O'PRO+</b>	<b>EXPERT</b>	<b>O'PRO TURBO</b>	<b>GENIUS</b>	<b>STEATITE</b>	<b>STEATITE SLIM</b>	<b>STEATITE TURBO</b>	<b>GENIUS STEATITE</b>	<b>O'PRO CENTRAL DOMESTIC</b>	<b>STEATITE CENTRAL DOMESTIC</b>	<b>ZENEO</b>						
P. 50-51	P. 52-53	P. 54-55	P. 56-57	P. 58-59	P. 60-61	P. 62-63	P. 64-65	P. 68-69	P. 70-71	P. 72-75						
30/50/ 80/100/ 120	50/80/ 100	50/80/ 100	50/80/ 100	50/80/ 100	50/80/ 100/150/ 200	30/50/ 80	50/80/ 100	50/80/ 100	150/200	150/200	200/250/ 300/500	150/200	200/300	50/75/ 100/150/ 200	100/150/ 200	150/200/ 250/300
1200 to 2000	1500	2000	2500/ 3000	1500	1500 to 2400	1500 to 2100	2100	1800	2200	2200	2200 to 3000	1800 to 2200	2200 to 3000	1200 to 3000	1200 to 2200	1800 to 3000
Copper				Steatite				Copper			Steatite					
O'Pro Magnesium anode				Magnesium anode				O'Pro Magnesium anode			Magnesium anode			AGI anode		
Bottom knob	Front knob		Digital interface		Front knob		Digital Interface		Internal controls		Internal controls		Internal controls			
-	-	-	-	-	-	-	-	-	-	-	-	-	-	-	-	-
<b>C</b>	<b>C</b>	<b>C</b>	<b>C</b>	<b>B</b>	<b>C</b>	<b>C</b>	<b>C</b>	<b>B</b>	<b>C</b>	<b>C</b>	<b>C</b>	<b>C</b>	<b>C</b>	<b>C</b>	<b>C</b>	<b>C</b>

\* Depending on models

# O'Pro Small & O'Pro Slim

Compact & user-friendly water heater to fit in small spaces with above & under sink configurations



## ELECTRIC WATER HEATER

MODELS 10 TO 15

(Vertical wall-mounted above and under sink)

MODELS 30 TO 50

(Slim vertical wall-mounted)



### + COMFORT

- Dedicated solution for direct hot water availability

### + DURABILITY

- Long tank life thanks to O'Pro exclusive anti-corrosive protection
- Magnesium anode for increased tank protection
- Diamond-quality glass lining
- Pressure relief valve
- Dielectric union
- Specific lip gasket to avoid corrosion around the flange

### + INSTALLATION

#### Installation options:

- 10 & 15L: above & under sink mounting models
- 30 & 50L: slim diameter (338mm) water heater with above sink configuration

#### Safe operation:

- IP 25 (above sink models) and IP24 (under sink models) – full compliance with European standards for electric safety and user protection

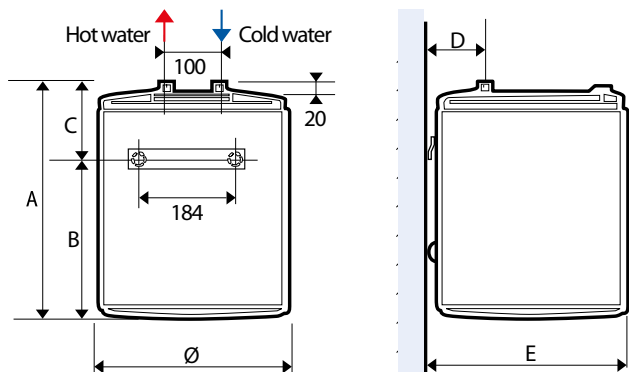
### + ENERGY SAVINGS

- High-efficiency water inlet
- CFC-free high-density insulation for higher energy savings

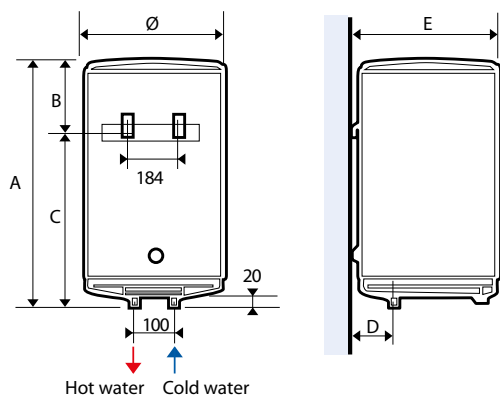
### + USER-FRIENDLY

- Control knob on the bottom (above sink models) or on the top (under sink models)
- Heating light indicator





O'PRO SMALL UNDER SINK


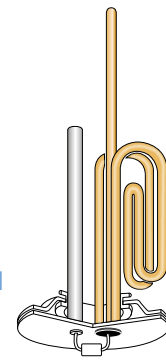


O'PRO SMALL ABOVE SINK & O'PRO SLIM



**EXCLUSIVE ANTI-CORROSIVE SYSTEM**

O'Pro technology uses an ohmic resistor to balance out the electric potential of both the tank and the heating element. This extends the life of the magnesium anode as well as strengthening protection against corrosion.



**Installation dimensions (mm)**

Model	Dimensions (mm)						Flange opening (Ø) mm	Net weight (kg)
	Ø	A	B	C	D	E		
<b>Above sink</b>								
10	255	456	174	282	65	262	72	6.5
15	338	400	168	232	83	347	72	7.5
<b>Under sink</b>								
10	255	456	235	220	65	262	72	6.5
15	338	400	232	167	83	347	72	7.5
<b>Vertical wall-mounted</b>								
30	338	617	150	466	83	347	72	11.5
50	338	905	162	742	83	347	72	14.5

**Technical specifications**

Model	Output (W)	Voltage (V)	Heat-up time at 60°C (Δt=20°C) (min)	Heat-up time at 60°C (Δt=50°C) (min)	Energy consumption kWh/24 h at 65°C	ErP energy class	Profile
<b>Above sink</b>							
10	1600	230 / 220-240*	10	24	0.48	A	XXS
15	1600	230 / 220-240*	14	35	0.58	B	XXS
<b>Under sink</b>							
10	2000	230 / 220-240*	8	19	0.63	B	XXS
15	2000	230 / 220-240*	11	28	0.66	B	XXS
<b>Vertical wall-mounted</b>							
30	2000	230 / 220-240*	23	57	0.76	C	S
50	2000	230 / 220-240*	38	96	1.13	C	M

\* Depending on models

## DESIGN, COMFORT & QUALITY

# Nanto, the new square water heater by Atlantic

**COMPACT** size, optimal for small spaces  
(bathroom, cupboard, kitchen cabinet)

**ELEGANT & MODERN** lines for smooth integration  
into any room - no need for concealment

**DURABLE**, using all of Atlantic's expertise in water  
heaters to provide the best performance over time

**EASY TO INSTALL** for professionals or end-users  
thanks to an improved wall fixing system and a  
stand-alone design, ensuring on-floor stability  
(under sink models)

**ENERGY SAVINGS** with Eco position and Absence  
mode, providing the perfect balance between  
comfort and longevity

**INTUITIVE USER INTERFACE** with heating & shower  
ready lights



**In addition to the basic features, Nanto comes with a range of options,  
packed with further end-user benefits:**

- Display of temperature or amount of available hot water
- Eco+ self learning mode to adapt heating to daily activities

# NANTO wins the prestigious Red Dot Award



**reddot** winner 2021

## What is the Red Dot Award?

The "Red Dot" is the award for high design quality. The international jury only awards this sought-after seal of quality to products that showcase outstanding design.



Nanto



Nanto Max

"With its compact dimensions and minimalist design, the Nanto water heater adapts to any space and can be positioned anywhere, anytime. The contrast between matte and shiny materials and the juxtaposition of black and white give it a unique identity. The back has also been carefully designed to simplify installation. The easily accessible user interface completes the well-thought-out design."

**Amaury Malhere, GROUPE ATLANTIC designer**

"Nanto is a water heater that wins people over with its fresh and friendly design vocabulary and is well suited to bathrooms and living spaces."

**Red Dot Jury**

# Nanto

Compact and modern water heater designed to fit into small spaces



## ELECTRIC WATER HEATER

MODELS 10 TO 30  
(Above and under sink)



reddot winner 2021

### + COMFORT

- Fast heating time
- Dedicated solution for direct hot water availability

### + INSTALLATION

- Above and under sink versions available
- Easy installation with wall-mounting plate
- Visual product guide for simple installation on wall plates:



### Safe operation:


- IP 24 - full compliance with European standards for electrical safety and user protection

### + DURABILITY

- Long tank life thanks to O'Pro exclusive anti-corrosive protection
- Magnesium anode for increased tank protection
- Diamond-quality glass lining
- Pressure relief valve
- Dielectric union
- Specific lip gasket to avoid corrosion around the flange

### + ENERGY SAVINGS

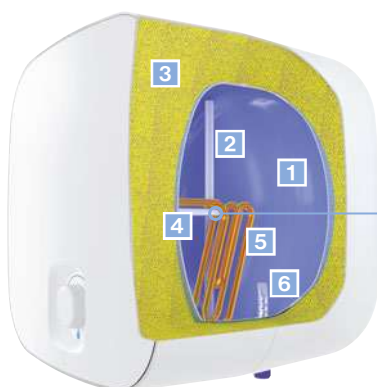
- Eco and Absence modes for higher energy savings
- High-efficiency water inlet
- CFC-free high-density polyurethane insulation



### + USER-FRIENDLY


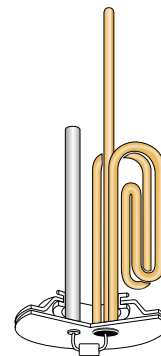
- Front control knob for quick mode selection
- Heating and shower ready light indicator

- 1** DIAMOND-QUALITY GLASS LINING for long life and reliability
- 2** Optimised stainless steel outlet pipe
- 3** High-density, 0% CFC polyurethane foam
- 4** MAGNESIUM ANODE for protection against corrosion
- 5** Copper heating element
- 6** Optimised Inlet diffuser



### EXCLUSIVE ANTI-CORROSIVE SYSTEM

O'Pro technology uses an ohmic resistor to balance out the electric potential of both the tank and the heating element. This extends the life of the magnesium anode as well as strengthening protection against corrosion.

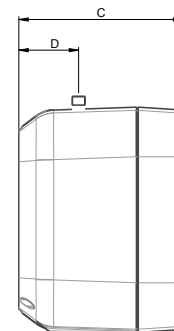
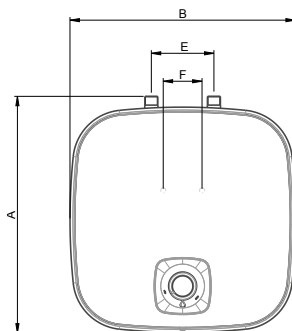
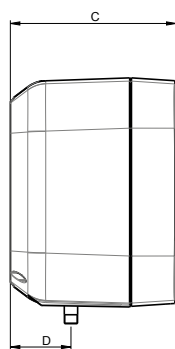
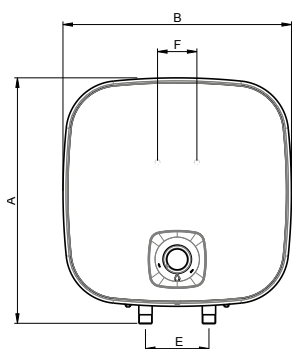


## Technical specifications

Model	Installation type	Output (W)	Voltage (V)	Heat-up time ( $\Delta t=50^{\circ}\text{C}$ ) (min)	Heat-up time ( $\Delta t=35^{\circ}\text{C}$ ) (min)	Energy consumption (kWh/24 h at $65^{\circ}\text{C}$ )	ErP energy class	Profile
10	Above sink	2000	230 / 220-240*	18	12	0.48	A	XXS
10	Under sink	2000	230 / 220-240*	18	12	0.48	B	XXS
15	Above sink	2000	230 / 220-240*	27	18	0.58	A	XXS
15	Under sink	2000	230 / 220-240*	27	18	0.58	B	XXS
30	Above sink	2000	230 / 220-240*	53	37	0.84	C	S

## Installation dimensions (mm)

Model	Inlet/outlet connections	Installation type	Dimensions (mm)						Flange opening ( $\varnothing$ ) mm	Net weight (kg)
			A	B	C	D	E	F		
10	1/2"	Above sink	387	360	262	100	100	62	78	6.9
10	1/2"	Under sink	378	360	262	100	100	62	78	6.9
15	1/2"	Above sink	387	360	321	100	100	62	78	8.0
15	1/2"	Under sink	378	360	321	100	100	62	78	8.0
30	1/2"	Above sink	467	440	388	111	100	62	78	11.8



\* Depending on models

# Nanto Max

Premium design compact water heater with advanced energy savings functions



## ELECTRIC WATER HEATER

MODELS 15 TO 30  
(Above sink)



reddot winner 2021

### + COMFORT

- Easy programming with quick mode selection
- Hot water production increases to meet unforeseen needs with Boost mode

### + INSTALLATION

- Easy installation with wall-mounting plates
- Visual guide on the product for simple installation:



### Safe operation:

- IP 24 - full compliance with European standards for electrical safety and user protection

### + DURABILITY

- Long tank life thanks to O'Pro exclusive anti-corrosive protection
- Magnesium anode for increased tank protection
- Diamond-quality glass lining
- Pressure relief valve
- Dielectric union
- Specific lip gasket to avoid corrosion around the flange

### + ENERGY SAVINGS

- Eco+ self learning mode to provide the right amount of hot water when needed
- Absence mode to save energy when away from home
- Electronic thermostat for extremely precise temperature control
- High-efficiency water inlet
- CFC-free high-density polyurethane insulation

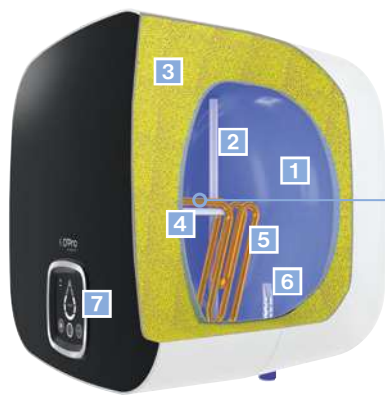


### + USER-FRIENDLY

- Ergonomic digital interface with heating indicator, operating modes and smart functions

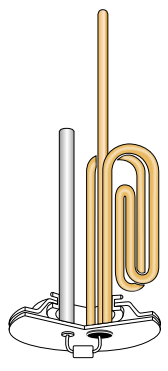
- 1 Waterdrop LED Indicator:** amount of hot water ready to use
- 2 Absence mode:** anti-frost position (7 °C)
- 3 Manual mode:** required hot water amount selection
- 4 Eco+ mode:** automatic operation based on daily consumer practices

- 1 DIAMOND-QUALITY GLASS LINING** for long life and reliability
- 2 Optimised stainless steel outlet pipe**
- 3 High-density, 0% CFC polyurethane foam**
- 4 MAGNESIUM ANODE** for protection against corrosion
- 5 Copper heating element**
- 6 Optimised inlet diffuser**
- 7 ELECTRONIC REGULATION** for temperature control accuracy



**EXCLUSIVE ANTI-CORROSIVE SYSTEM**

O'Pro technology uses an ohmic resistor to balance out the electric potential of both the tank and the heating element. This extends the life of the magnesium anode as well as strengthening protection against corrosion.


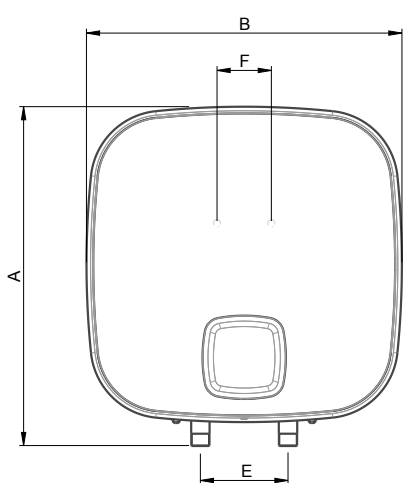


**Technical specifications**

Model	Output (W)	Voltage (V)	Heat-up time ( $\Delta t=50^{\circ}\text{C}$ ) (min)	Heat-up time ( $\Delta t=35^{\circ}\text{C}$ ) (min)	Energy consumption (kWh/24 h at $65^{\circ}\text{C}$ )	ErP energy class	Profile
15	2000	230 / 220-240*	27	18	0.58	A	XXS
30	2000	230 / 220-240*	53	37	0.84	A	S

**Installation dimensions (mm)**

Model	Inlet/outlet connections	Dimensions (mm)						Flange opening ( $\varnothing$ ) mm	Net weight (kg)
		A	B	C	D	E	F		
15	1/2"	387	360	321	100	100	62	78	8.0
30	1/2"	467	440	388	111	100	62	78	11.8



# Neo Lite

Modern and space-saving horizontal water heater



## ELECTRIC WATER HEATER

MODELS 20 TO 30  
(Horizontal wall-mounted)



### + COMFORT

- Fast heating with 2500W copper heating element
- Dedicated solution for direct hot water availability

### + DURABILITY

- Magnesium anode for increased tank protection
- Diamond-quality glass lining
- Pressure relief valve
- Dielectric union
- Specific lip gasket to avoid corrosion around the flange
- Wide flange opening for easy maintenance

### + INSTALLATION

- Easy installation with wall-mounting plates

#### Safe operation:

- IP 24 - full compliance with European standards for electrical safety and user protection

### + ENERGY SAVINGS

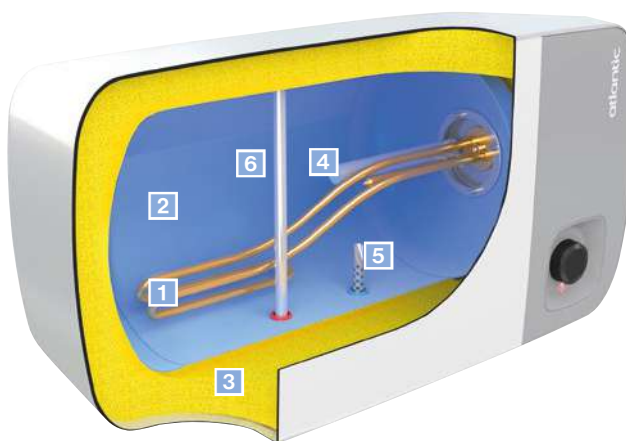
- Energy savings due to CFC-free high-density insulation foam
- High-efficiency water inlet

### + USER-FRIENDLY

- Heating and shower ready light indicator
- Ergonomic front knob for easy temperature control



- 1 Copper heating element
- 2 **DIAMOND-QUALITY GLASS LINING** for long life and reliability
- 3 High-density, 0% CFC polyurethane foam
- 4 **MAGNESIUM ANODE** for protection against corrosion
- 5 Inlet diffuser
- 6 Optimised stainless steel outlet pipe

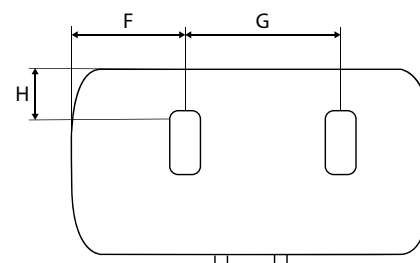
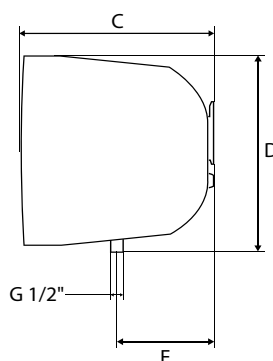
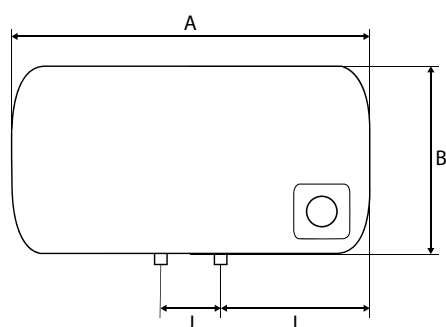


## Technical specifications

Model	Installation type	Output (W)	Voltage (V)	Heat-up time ( $\Delta t=50^{\circ}\text{C}$ ) (min)	Heat-up time ( $\Delta t=35^{\circ}\text{C}$ ) (min)	Energy consumption kWh/24 h at $65^{\circ}\text{C}$	ErP energy class
20	Horizontal	2500	220-240	31	21	0.73	C
30	Horizontal	2500	220-240	46	32	0.87	C

## Installation dimensions (mm)

Model	Inlet/outlet connections	Dimensions (mm)										Flange opening ( $\varnothing$ ) mm	Net weight (kg)
		A	B	C	D	E	F	G	H	I	J		
20	1/2"	600	320	315	335	160	190	260	90	250	100	78	11.4
30	1/2"	810	320	315	335	160	190	340	90	355	100	78	14.7



# Neo Plus

Space-saving horizontal water heater with digital display and anti-corrosive protection system



## ELECTRIC WATER HEATER

MODELS 20 TO 30  
(Horizontal wall-mounted)



### + COMFORT

- Fast heating with 2500W copper heating element
- Wide flange opening and drainage port for easy maintenance

### + DURABILITY

- Long tank life thanks to O'Pro exclusive anti-corrosive protection
- Large-sized magnesium anode for increased tank protection
- Diamond-quality glass lining
- Dielectric connection
- Specific lip gasket to avoid corrosion around the flange

### + INSTALLATION

- Easy installation with wall-mounting plates

#### Safe operation:

- IP 24 - full compliance with European standards for electrical safety and user protection

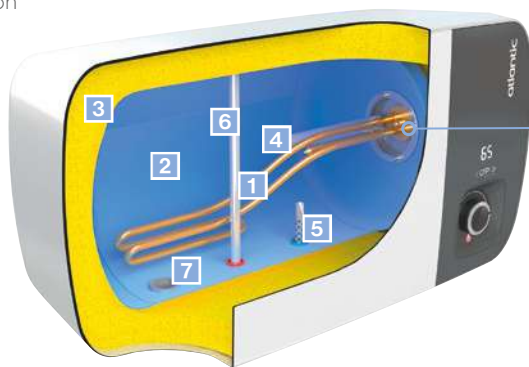
### + ENERGY SAVINGS

- Energy efficiency due to CFC-free high-density insulation foam
- High-efficiency water inlet

### + USER-FRIENDLY


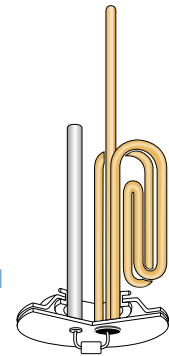
- Digital temperature display
- Ergonomic front knob
- Heating and shower ready light indicator

- 1** Copper sheathed immersion heating element
- 2** **DIAMOND-QUALITY GLASS LINING** for long life and reliability
- 3** High-density, 0% CFC polyurethane foam
- 4** **LARGE SIZE MAGNESIUM** anode for increased tank protection
- 5** Inlet diffuser
- 6** Optimised stainless steel outlet pipe
- 7** **DRAINAGE PORT FOR EASY MAINTENANCE**



**EXCLUSIVE ANTI-CORROSIVE SYSTEM**

O'Pro technology uses an ohmic resistor to balance out the electric potential of both the tank and the heating element. This extends the life of the magnesium anode as well as strengthening protection against corrosion.

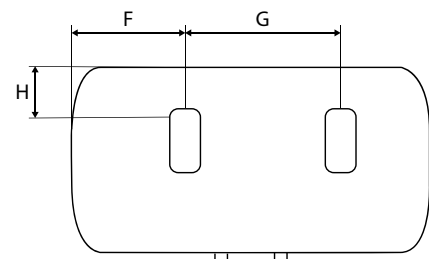
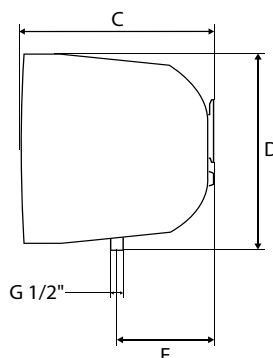
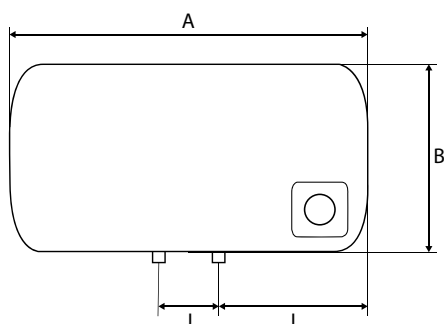


**Technical specifications**

Model	Installation type	Output (W)	Voltage (V)	Heat-up time ( $\Delta t=50^{\circ}\text{C}$ ) (min)	Heat-up time ( $\Delta t=35^{\circ}\text{C}$ ) (min)	Energy consumption kWh/24 h at 65°C	ErP energy class
20	Horizontal	2500	220-240	31	21	0.74	C
30	Horizontal	2500	220-240	46	32	0.89	C

**Installation dimensions (mm)**

Model	Inlet/outlet connections	Dimensions (mm)										Flange opening ( $\varnothing$ ) mm	Net weight (kg)
		A	B	C	D	E	F	G	H	I	J		
20	1/2"	600	320	315	335	160	190	260	90	250	100	78	11.8
30	1/2"	810	320	315	335	160	190	340	90	355	100	78	15



# Neo Max

Premium horizontal water heater providing full comfort and durable long-term operation



## ELECTRIC WATER HEATER

MODELS 20 TO 30  
(Horizontal wall-mounted)



### + COMFORT

- Dedicated solution for direct hot water availability
- Easy and precise temperature control

### + DURABILITY

- Steatite Technology: ceramic dry heating element protected by a sleeve for limited scaling and easy maintenance
- Large-sized magnesium anode for increased tank protection
- Diamond-quality glass lining
- Pressure relief valve
- Dielectric union
- Specific lip gasket to avoid corrosion around the flange

### + INSTALLATION

- Easy installation with wall-mounting plates

#### Safe operation:

- IP 24 - full compliance with European standards for electrical safety and user protection

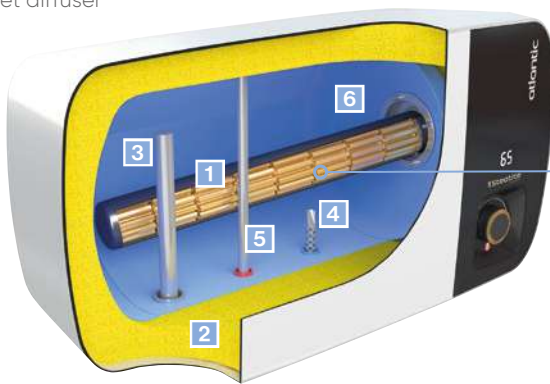
### + ENERGY SAVINGS

- Eco position for higher energy savings
- Energy efficiency due to CFC-free high-density insulation foam
- High-efficiency water inlet

### + USER-FRIENDLY

- Digital temperature display
- Ergonomic front knob
- Heating and shower ready light indicator

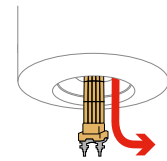
- 1 Enamel-coated sleeve
- 2 High-density, 0% CFC polyurethane foam
- 3 **MAGNESIUM ANODE** for protection against corrosion
- 4 Inlet diffuser
- 5 Optimised stainless steel outlet pipe
- 6 **DIAMOND-QUALITY GLASS LINING** for long life and reliability



**Steatite** TECHNOLOGY

**DRY STEATITE HEATING ELEMENT**

Adapted to aggressive, highly mineralised and desalinated water. Its protective enamel-coated steel sleeve facilitates maintenance, and there is never any need to drain the tank to replace it.

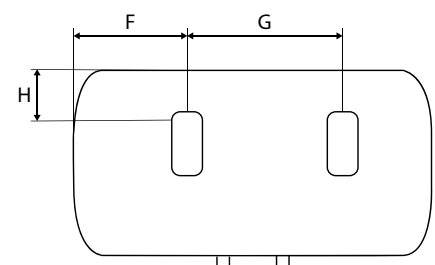
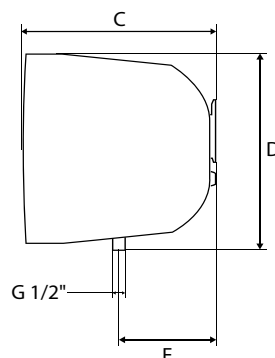
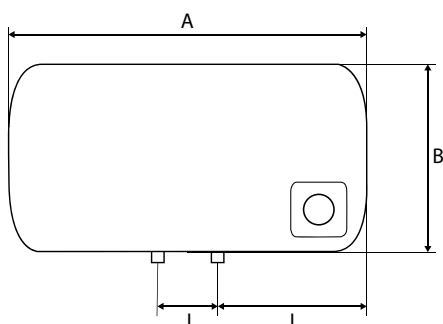


**Technical specifications**

Model	Installation type	Output (W)	Voltage (V)	Heat-up time ( $\Delta t=50^{\circ}\text{C}$ ) (min)	Heat-up time ( $\Delta t=35^{\circ}\text{C}$ ) (min)	Energy consumption kWh/24 h at $65^{\circ}\text{C}$	ErP energy class
20	Horizontal	2500	220-240	32	22	0.76	C
30	Horizontal	2500	220-240	48	34	0.91	C

**Installation dimensions (mm)**

Model	Inlet/outlet connections	Dimensions (mm)										Flange opening ( $\varnothing$ ) mm	Net weight (kg)
		A	B	C	D	E	F	G	H	I	J		
20	1/2"	600	320	315	335	160	190	260	90	250	100	78	13.4
30	1/2"	810	320	315	335	160	190	340	90	355	100	78	16.6



# Vertigo

Space-saving water heater with flat design and multi-position installation



## ELECTRIC WATER HEATER

MODELS 30 TO 100  
(Multi-position installation)



### + COMFORT

- With its double-tank structure, water heats faster, and your hot shower is ready in less than 50 minutes
- Quick mode selection and temperature regulation thanks to front control knob

### + DURABILITY

- Double copper heating element
- Long tank life thanks to O'Pro exclusive anti-corrosive system
- Magnesium anode for increased tank protection
- Diamond-quality glass lining
- Pressure relief valve
- Dielectric union
- Specific lip gasket to avoid corrosion around the flange

### + INSTALLATION

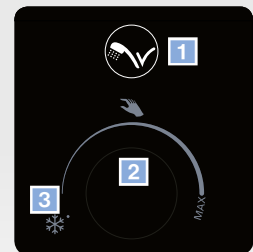
- Easy installation with wall-mounting plates and drilling template
- Multi-position installation – can be installed in vertical or horizontal position
- Space-saving with only 29cm depth

#### Safe operation:

- IP 24 – full compliance with European standards for electrical safety and user protection

### + ENERGY SAVINGS

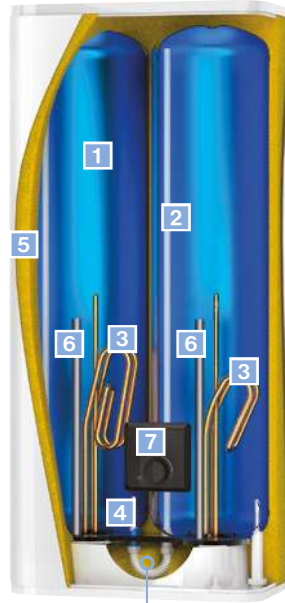
- Accurate electronic thermostat and finest temperature control
- High-efficiency water inlet
- CFC-free high-density insulation for higher energy savings



### + USER-FRIENDLY


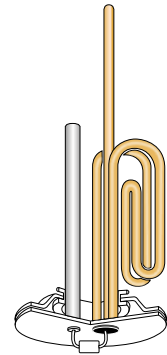
- Intuitive interface with shower ready light indicator
- 1** Shower ready indicator: light is on when at least one shower is available
- 2** Quick mode selection control knob
- 3** Anti-frost mode (7°C)

- 1 **DIAMOND-QUALITY GLASS LINING** for long life and reliability
- 2 Optimised stainless steel outlet pipe
- 3 Sheathed immersion heating element (x2)
- 4 Inlet diffuser
- 5 High-density, 0% CFC polyurethane foam
- 6 **MAGNESIUM ANODE (X2)** for protection against corrosion
- 7 **ELECTRONIC THERMOSTAT** for temperature control accuracy



**EXCLUSIVE ANTI-CORROSIVE SYSTEM**

O'Pro technology uses an ohmic resistor to balance out the electric potential of both the tank and the heating element. This extends the life of the magnesium anode as well as strengthening protection against corrosion.



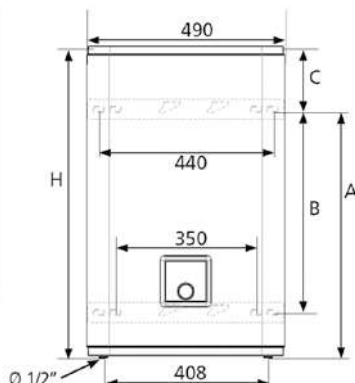

**Technical specifications**

Model	Power output: exit tank (W)	Power output: entry tank (W)	Voltage (V)	Total heat-up time $\Delta T=50^{\circ}\text{C}$ ( $15^{\circ}\text{C} \rightarrow 65^{\circ}\text{C}$ )	Heat-up time: exit tank	ErP energy class	Profile
30 <sup>(1)</sup>	1000	1000	230	1h32	0h46	C	S
50 <sup>(2)</sup>	1500	1000	230	2h02	0h49	C	M
80 <sup>(3)</sup>	1500	1000	230	3h19	1h19	C	M
100 <sup>(4)</sup>	1500	1000	230	4h04	1h38	C	L

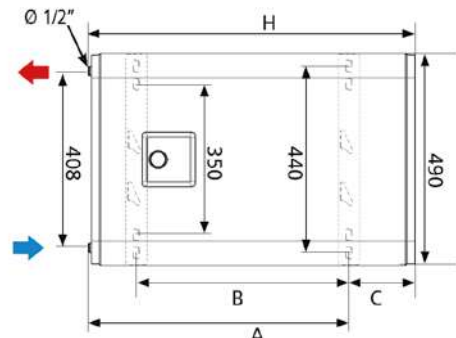
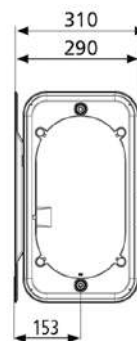
**Installation dimensions (mm)**

Model	Dimensions (mm)						Net weight (kg)
	Height (H)	Width (W)	Depth <sup>(5)</sup> (D)	A	B	C	
30 <sup>(1)</sup>	593	490	290	452	280	141	17
50 <sup>(2)</sup>	766	490	290	609	500	157	21
80 <sup>(3)</sup>	1090	490	290	973	700	117	29
100 <sup>(4)</sup>	1301	490	290	1184	800	117	34

(1) ErP capacity is 25 L (2) ErP capacity is 40 L (3) ErP capacity is 65 L (4) ErP capacity is 80 L (5) Without wall plate



VERTICAL INSTALLATION



HORIZONTAL INSTALLATION

# Vertigo Steatite Essential

Space-saving water heater with flat design and Steatite technology



## ELECTRIC WATER HEATER

MODELS 30 TO 100  
(Multi-position installation)



### + COMFORT

- With its double-tank structure, water heats faster, and your hot shower is ready in less than 50 minutes
- Quick mode selection and temperature regulation thanks to front control knob

### + DURABILITY

- Double-tank Steatite technology: ceramic dry heating element protected by a sleeve for limited scaling and easy maintenance
- Magnesium anode for increased tank protection
- Diamond-quality glass lining
- Pressure relief valve
- Dielectric union
- Specific lip gasket to avoid corrosion around the flange

### + INSTALLATION

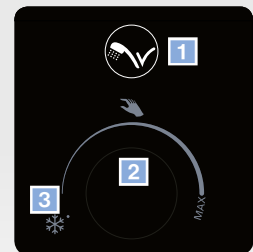
- Easy installation with wall-mounting plates and drilling template
- Multi-position installation – can be installed in vertical or horizontal position
- Space-saving with only 29cm depth

#### Safe operation:

- IP 24 – full compliance with European standards for electrical safety and user protection

### + ENERGY SAVINGS

- Accurate electronic thermostat and finest temperature control
- High-efficiency water inlet
- CFC-free high-density insulation for higher energy savings



### + USER-FRIENDLY

- Intuitive interface with shower ready light indicator
- 1** Shower ready indicator: light is on when at least one shower is available
- 2** Quick mode selection control knob
- 3** Anti-frost mode (7°C)



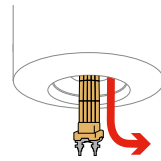
- 1 **DIAMOND-QUALITY GLASS LINING** for long life and reliability
- 2 Optimised stainless steel outlet pipe
- 3 **DOUBLE MAGNESIUM ANODE** for protection against corrosion
- 4 Inlet diffuser
- 5 High-density, 0% CFC polyurethane C
- 6 **ELECTRONIC THERMOSTAT** for temperature control accuracy



**Steatite TECHNOLOGY**

**DOUBLE DRY STEATITE HEATING ELEMENT**

Adapted to aggressive, highly mineralised and desalinated water. Its protective enamel-coated steel sleeve facilitates maintenance, and there is never any need to drain the tank to replace it.



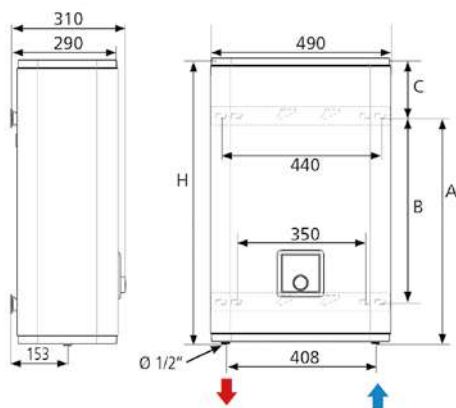
**Technical specifications**

Model	Power output: exit tank (W)	Power output: entry tank (W)	Voltage (V)	Total heat-up time $\Delta T=50^{\circ}\text{C}$ (15°C -> 65°C)	Heat-up time: exit tank	ErP energy class	Profile
30 <sup>(1)</sup>	1000	1000	230	1h32	0h46	C	S
50 <sup>(2)</sup>	1500	1000	230	2h02	0h49	C	M
80 <sup>(3)</sup>	1500	1000	230	3h19	1h19	C	M
100 <sup>(4)</sup>	1500	1000	230	4h04	1h38	C	L

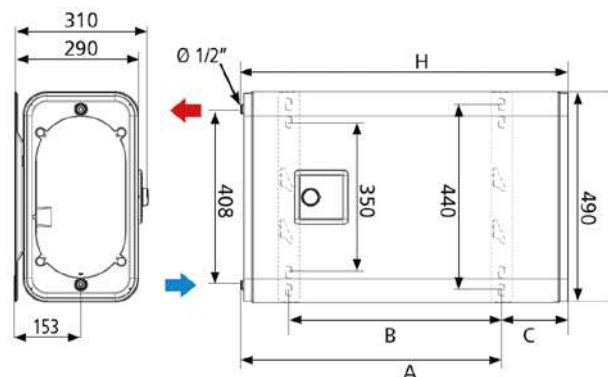
**Installation dimensions (mm)**

Model	Dimensions (mm)						Net weight (kg)
	Height (H)	Width (W)	Depth <sup>(5)</sup> (D)	A	B	C	
30 <sup>(1)</sup>	593	490	290	452	280	141	19.5
50 <sup>(2)</sup>	766	490	290	609	500	157	24.5
80 <sup>(3)</sup>	1090	490	290	973	700	117	32.5
100 <sup>(4)</sup>	1301	490	290	1184	800	117	37.5

(1) ErP capacity is 25 L (2) ErP capacity is 40 L (3) ErP capacity is 65 L (4) ErP capacity is 80 L (5) Without wall plates



VERTICAL INSTALLATION



HORIZONTAL INSTALLATION

# Steatite Cube

Pure square design water heater with Steatite technology



## ELECTRIC WATER HEATER

MODELS 30 TO 150  
(Vertical wall-mounted)



### + COMFORT

- Quick mode selection and temperature regulation thanks to front control knob

### + DURABILITY

- Steatite technology: ceramic dry heating element adapted to aggressive, hard or desalinated water
- Magnesium anode for increased tank protection
- Diamond-quality glass lining
- Pressure relief valve
- Dielectric union
- Specific lip gasket to avoid corrosion around the flange

### + INSTALLATION


- Easy installation with wall-mounting plates and drilling template

#### Safe operation:

- IP 24 - full compliance with European standards for electrical safety and user protection

### + ENERGY SAVINGS

- Absence mode with Anti-frost protection
- High efficiency water inlet
- CFC-free high-density insulation for higher energy savings

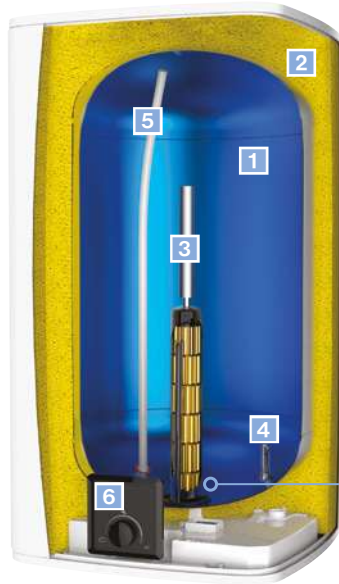


### + USER-FRIENDLY

- Intuitive control panel with heating light indicator

- 1 Quick mode selection control knob
- 2 Absence mode (7°C)
- 3 Heating light indicator

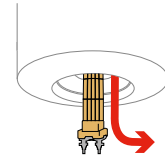
- 1 DIAMOND-QUALITY GLASS LINING** for long life and reliability
- 2** High-density, 0% CFC polyurethane foam
- 3 MAGNESIUM ANODE** for protection against corrosion
- 4** Inlet diffuser
- 5** Optimised stainless steel outlet pipe
- 6 ELECTRONIC THERMOSTAT** for temperature control accuracy



**Steatite** TECHNOLOGY

**DRY STEATITE HEATING ELEMENT**

Adapted to aggressive, highly mineralised and desalinated water. Its protective enamel-coated steel sleeve facilitates maintenance, and there is never any need to drain the tank to replace it.



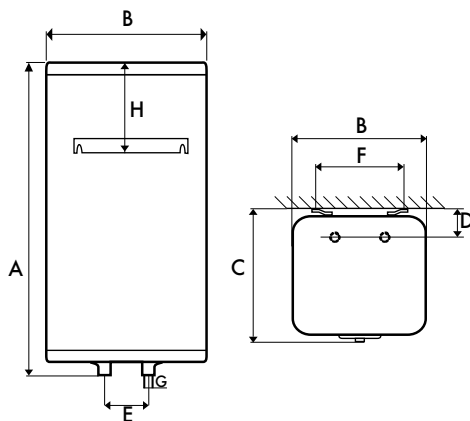
**Technical specifications**

Model	Output (W)	Voltage (V)	Heat-up time at 60°C (Δt=20°C)	Heat-up time at 60°C (Δt=50°C)	Energy consumption (kWh/24 h at 65°C)	ErP energy class	Profile
30	1500	230	0h30	1h16	0.63	B	S
50	1500	230	0h50	2h07	0.86	C	M
75	1500	230	1h15	3h12	0.91	C	M
100	1500	230	1h40	4h14	1.08	C	L
150	1500	230	2h30	6h24	1.56	C	M

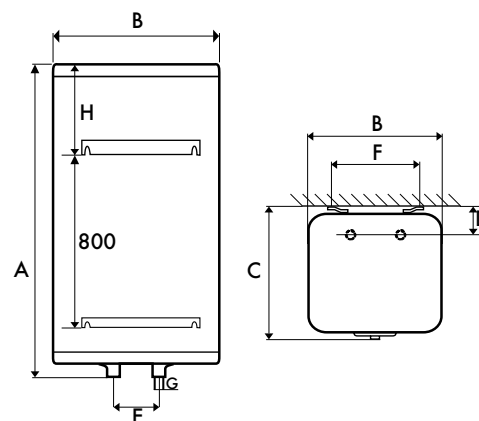
**Installation dimensions (mm)**

Model	Dimensions (mm)								Flange opening (∅) mm	Net weight (kg)
	A	B	C	D	E	F	G	H		
30	619	342	387	100	100	184	1/2"	189	76	14.5
50	904	342	387	100	100	184	1/2"	199	76	19.5
75	712	490	532	163	230	350/440	3/4"	82	76	27
100	883	490	532	163	230	350/440	3/4"	101	76	32
150	1203	490	532	163	230	350/440	3/4"	79	76	42

CE ENEC IP 24



STEATITE CUBE 30, 50, 75 & 100



STEATITE CUBE 150

\* Depending on models



Smart programming, energy savings and greater comfort, all in one connected water heater



Waterdrop digital interface

Smart and stylish, Vertigo Steatite Wi-Fi and Steatite Cube Wi-Fi are space-saving water heaters that you can control from wherever you are, with game-changing benefits. They fit into any room in your home, catering to each and every one of your hot water needs.

**Bringing you optimum thermal comfort on a daily basis while also regulating your energy consumption!**



Cozytouch

# Atlantic Cozytouch

## CONNECT AND CONTROL YOUR WATER HEATER

Atlantic's smart water heaters can be controlled remotely with the Cozytouch application, customising your temperature and hot water amount not to mention saving energy.

The Atlantic Cozytouch application is user-friendly and simple. It enables you to:



### Energy savings



**Schedule absences and avoid unnecessary heating.**

The Absence mode ensures energy savings while you are away and a hot water supply when you return.



**Remotely control hot water production.**

Check and regulate your preferred amount of hot water.




**Adjust hot water production according to your current household needs.**

The water heater learns from your everyday lifestyle, adjusts heating times according to your needs and saves energy.



### Comfort



**Regulate the water heater consumption.**

Monitor how much hot water and electricity the water heater uses.



**Manage unexpected needs and never run out of hot water.**

The Boost function makes the water heater operate at maximum capacity to account for unexpected demands.

### EASY SETUP



**1 DOWNLOAD** the free Cozytouch application.



Cozytouch

Download the App for free:




**2 CREATE AN ACCOUNT** and add your Atlantic products.



**3 CONNECT AND CONTROL** your products remotely.

# Steatite Cube Wi-Fi

Enhanced square design water heater with Wi-Fi connectivity



## WI-FI CONNECTIVITY



Connect and control your water heater remotely with the **Cozytouch** application

## ELECTRIC WATER HEATER

MODELS 75 TO 150  
(Vertical wall-mounted)



White



Silver

### + COMFORT

- Easy programming with quick mode selection
- Boost mode generates maximum heating for extra water needs
- Connectivity & remote control via the Cozytouch application

### + DURABILITY

- Steatite technology: ceramic dry heating element protected by a sleeve for limited scaling and easy maintenance
- Magnesium anode for increased tank protection
- Diamond-quality glass lining
- Pressure relief valve
- Dielectric union
- Specific lip gasket to avoid corrosion around the flange

### + INSTALLATION

- Easy installation with wall-mounting plates and drilling template

#### Safe operation:

- IP 24 - full compliance with European standards for electrical safety and user protection

### + ENERGY SAVINGS

- Eco+ self learning mode to provide the right amount of hot water when needed
- Absence mode: generates energy savings when away from home
- Monitor water & electricity use with the Cozytouch application
- High-efficiency water inlet
- CFC-free high-density insulation for higher energy savings




### + USER-FRIENDLY

- Ergonomic digital interface with heating indicator, operating modes and smart functions

- 1 Wi-Fi connectivity**
- 2 Waterdrop LED indicator:** amount of hot water ready to use
- 3 Absence mode:** anti-frost position (7 °C)
- 4 Manual mode:** required hot water amount selection
- 5 Eco+ mode:** automatic operation based on daily consumer practices
- 6 QR code** for easy pairing with Cozytouch

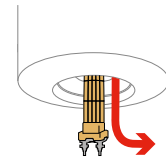
- 1 DIAMOND-QUALITY GLASS LINING** for long life and reliability
- 2** High-density, 0% CFC polyurethane foam
- 3 MAGNESIUM ANODE** for protection against corrosion
- 4** Inlet diffuser
- 5** Optimised stainless steel outlet pipe
- 6 ELECTRONIC REGULATION** for temperature control accuracy



**Steatite** TECHNOLOGY

**DRY STEATITE HEATING ELEMENT**

Adapted to aggressive, highly mineralised and desalinated water. Its protective enamel-coated steel sleeve facilitates maintenance, and there is never any need to drain the tank to replace it.



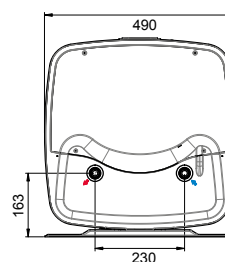
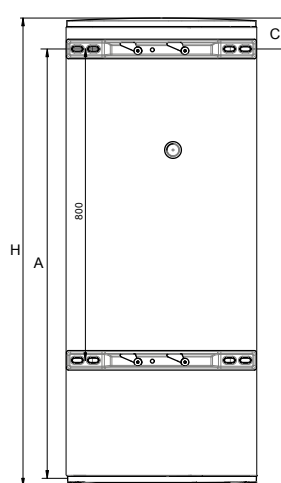
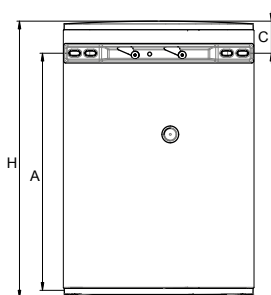

**Technical specifications**

Model	Output (W)	Voltage (V)	Heat-up time at 60°C (Δt=20°C)	Heat-up time at 60°C (Δt=50°C)	Energy consumption (kWh/24 h at 65°C)	ErP energy class	Profile
75	2400	220-240	0h46	1h55	0.89	B	M
100	2400	220-240	0h59	2h28	1.1	B	M
150	2400	220-240	1h28	3h40	1.48	B	M

**Installation dimensions (mm)**

Model	Dimensions (mm)			Flange opening (Ø) mm	Net weight (kg)
	H	A	C		
75	712	609	82	76	27
100	883	761	101	76	32
150	1203	1103	79	76	42

CE ENEC IP 24



STEATITE CUBE WI-FI 75, 100

STEATITE CUBE WI-FI 150

# Vertigo Steatite Wi-Fi

Space & energy-saving water heater with Wi-Fi connectivity



## WI-FI CONNECTIVITY



Connect and control your water heater remotely with the **Cozytouch** application

## ELECTRIC WATER HEATER

MODELS 30 TO 100

(Multi-position installation)



White



Silver

### + COMFORT

- Fast heating thanks to double-tank structure
- Easy programming with quick mode selection
- Boost mode generates maximum heating for extra water needs
- Connectivity & remote control via the Cozytouch application

### + DURABILITY

- Double-tank Steatite technology: ceramic dry heating element protected by a sleeve for limited scaling and easy maintenance
- Double magnesium anode for increased tank protection
- Diamond-quality glass lining
- Pressure relief valve
- Dielectric union
- Specific lip gasket to avoid corrosion around the flange

### + INSTALLATION

- Easy installation with wall-mounting plates and drilling template
- Multi-position installation – can be installed in vertical or horizontal position
- Space-saving with only 29cm depth

#### Safe operation:

- IP 24 – full compliance with European standards for electrical safety and user protection

### + ENERGY SAVINGS

- Eco+ self learning mode to provide the right amount of hot water when needed
- Monitor water & electricity use with the Cozytouch application
- Absence mode: generates energy savings when away from home
- Accurate electronic thermostat for finest temperature control



### + USER-FRIENDLY

- Ergonomic digital interface with heating indicator, operating modes and smart functions

- 1 Wi-Fi connectivity**
- 2 Waterdrop LED indicator:** amount of hot water ready to use
- 3 Absence mode:** anti-frost position (7 °C)
- 4 Manual mode:** required hot water amount selection
- 5 Eco+ mode:** automatic operation based on daily consumer practices
- 6 QR code** for easy pairing with Cozytouch



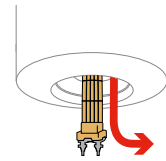
- 1 DIAMOND-QUALITY GLASS LINING** for long life and reliability
- 2** High-density, 0% CFC polyurethane foam
- 3 MAGNESIUM ANODE X2** for protection against corrosion
- 4** Inlet diffuser
- 5** Optimised stainless steel outlet pipes
- 6 DIGITAL THERMOSTAT** for precise temperature control



x2 Steatite TECHNOLOGY

**DOUBLE DRY STEATITE HEATING ELEMENT**

Adapted to aggressive, highly mineralised and desalinated water. Its protective enamel-coated steel sleeve facilitates maintenance, and there is never any need to drain the tank to replace it.



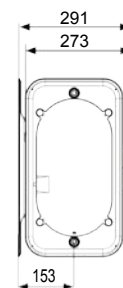
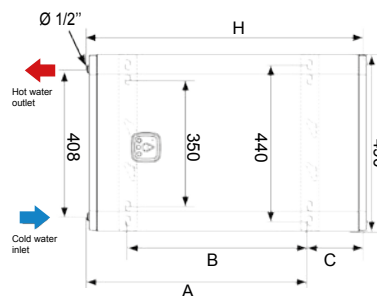
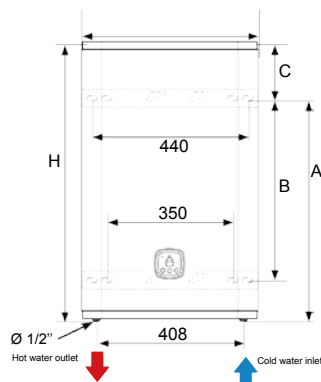
**Technical specifications**

Model	Maximum power output: exit tank (W)	Power output: entry tank (W)	Voltage (V)	Total heat-up time $\Delta T=50^{\circ}C$	Heat-up time: exit tank	Energy consumption (kWh/24 h at $65^{\circ}C$ )	ErP energy class	Profile
30 <sup>(1)</sup>	1000	1000	220-240	1h27	0h44	0.28	B	S
50 <sup>(2)</sup>	2250	1000	220-240	1h46	0h33	0.69	B	M
80 <sup>(3)</sup>	2250	1000	220-240	2h52	0h53	1.01	B	M
100 <sup>(4)</sup>	2250	1000	220-240	3h32	1h05	1.11	B	M

**Installation dimensions (mm)**

Model	Dimensions (mm)				Net weight (kg)
	H	A	B	C	
30 <sup>(1)</sup>	593	452	280	141	19.5
50 <sup>(2)</sup>	766	609	500	157	24.5
80 <sup>(3)</sup>	1090	973	700	117	32.5
100 <sup>(4)</sup>	1301	1184	800	117	37.5

(1) ErP capacity is 25 L (2) ErP capacity is 40 L (3) ErP capacity is 65 L (4) ErP capacity is 80 L



# Atlantic Ego

Classic water heater benefitting from all of Atlantic's expertise



## ELECTRIC WATER HEATER

MODELS 30 TO 120  
(Vertical wall-mounted)

MODELS 50 TO 100  
(Horizontal wall-mounted)



### + COMFORT

- Flat, chrome-plated thermometer
- Fast heating

### + DURABILITY

- Magnesium anode for increased tank protection
- Diamond-quality glass lining
- Pressure relief valve
- Dielectric union
- Specific lip gasket to avoid corrosion around the flange

### + INSTALLATION

#### Safe operation:

- IP 24 - full compliance with European standards for electrical safety and user protection

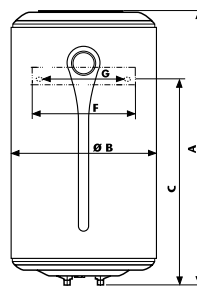
### + ENERGY SAVINGS

- High-efficiency water inlet
- CFC-free high-density insulation for higher energy savings

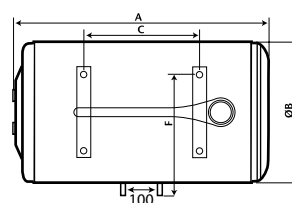
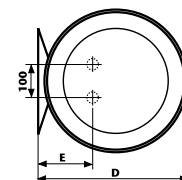
### + USER-FRIENDLY

- Heating light indicator

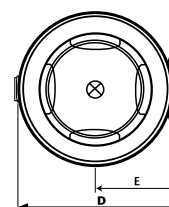
- 1 **DIAMOND-QUALITY GLASS LINING** for long life and reliability
- 2 Optimised stainless steel
- 3 **MAGNESIUM ANODE** for protection against corrosion
- 4 Sheathed immersion heating element
- 5 Inlet diffuser
- 6 High-density, 0% CFC polyurethane foam



VERTICAL WALL-MOUNTED



HORIZONTAL WALL-MOUNTED



## Installation dimensions (mm)

Model	Dimensions (mm)							Flange opening (Ø) mm	Net weight (kg)
	A	B	C	D	E	F	G		
<b>Atlantic Ego Vertical wall-mounted</b>									
30	448	433	248	451	158	300	240	72	11.5
50	612	433	382	451	158	300	240	72	15
80 <sup>(1)</sup>	811	433	592	451	158	300	240	72	21
100	1013	433	742	451	158	300	240	72	24
120 <sup>(2)</sup>	1144	433	917	451	158	300	240	72	29
<b>Atlantic Ego Horizontal wall-mounted</b>									
50	596	433	198	451	228	346	-	72	15
80 <sup>(1)</sup>	795	433	349	451	228	346	-	72	21
100	997	433	497	451	228	346	-	72	24

(1) ErP capacity is 75 L (2) ErP capacity is 115 L

## Technical specifications

Model	Output (W)	Voltage (V)	Energy consumption kWh/24 h at 65°C	Heat-up time at 60°C (Δt=50°C)	ErP energy class	Profile
<b>Atlantic Ego Vertical wall-mounted</b>						
30	1200	230 (220/240)	0.63	1h19	C	S
50	1500	230 (220/240)	0.95	2h04	C	M
80 <sup>(1)</sup>	1500	230 (220/240)	1.32	3h15	C	M
100	1500	230 (220/240)	1.83	4h11	C	L
120 <sup>(2)</sup>	1500	230 (220/240)	2.08	4h57	C	L
<b>Atlantic Ego Horizontal wall-mounted</b>						
50	1500	230 (220/240)	1.15	1h48	C	M
80 <sup>(1)</sup>	1500	230 (220/240)	1.46	2h42	C	M
100	1500	230 (220/240)	1.93	3h58	C	L

# O'Pro +

Extensive range with O'Pro protection technology for +50% tank life



## ELECTRIC WATER HEATER

MODELS 30 TO 120  
(Vertical wall-mounted)

MODELS 50 TO 100  
(Horizontal wall-mounted)



### + COMFORT

- Flat, chrome-plated thermometer

### + DURABILITY

- Long tank life thanks to O'Pro exclusive anti-corrosive system
- Magnesium anode for increased tank protection
- Diamond-quality glass lining
- Pressure relief valve
- Dielectric union
- Specific lip gasket to avoid corrosion around the flange

### + INSTALLATION

#### Safe operation:

- IP 24 – full compliance with European standards for electrical safety and user protection

### + ENERGY SAVINGS

- High-efficiency water inlet
- CFC-free high-density insulation for higher energy savings

### + USER-FRIENDLY

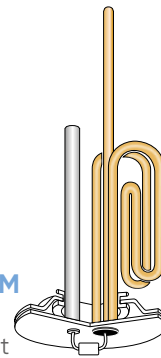
- Control knob on the bottom of the tank
- Heating light indicator

- 1 **DIAMOND-QUALITY GLASS LINING** for long life and reliability
- 2 Optimised stainless steel
- 3 **MAGNESIUM ANODE** for protection against corrosion
- 4 Sheathed immersion heating element
- 5 Inlet diffuser
- 6 Mechanical thermostat
- 7 High-density, 0% CFC polyurethane foamC
- 8 Dielectric union



**EXCLUSIVE ANTI-CORROSIVE SYSTEM**

O'Pro technology uses an ohmic resistor to balance out the electric potential of both the tank and the heating element. This extends the life of the magnesium anode as well as strengthening protection against corrosion.



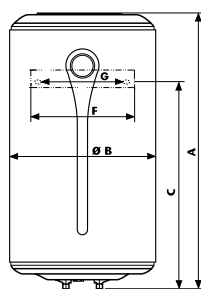
**Technical specifications**

Model	Output (W)	Voltage (V)	Energy consumption kWh/24 h at 65°C	Heat-up time at 60°C (Δt=50°C)	ErP energy class	Profile
<b>O'Pro+ Vertical wall-mounted</b>						
30	1200	230 [220/240]	0.63	1h19	C	S
50	2000 <sup>(1)</sup>	230 [220/240]	0.95	1h25	C	M
80 <sup>(2)</sup>	2000 <sup>(1)</sup>	230 [220/240]	1.32	2h24	C	M
100	2000 <sup>(1)</sup>	230 [220/240]	1.83	3h05	C	L
120 <sup>(3)</sup>	2000 <sup>(1)</sup>	230 [220/240]	2.08	3h39	C	L
<b>O'Pro+ Horizontal wall-mounted</b>						
50	1500	230 [220/240]	1.15	1h48	C	M
80 <sup>(2)</sup>	1500	230 [220/240]	1.46	2h53	C	M
100	1500	230 [220/240]	1.93	3h58	C	L

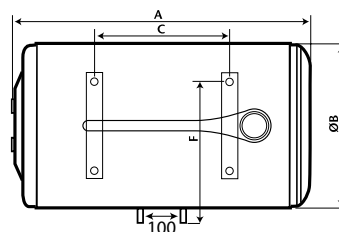
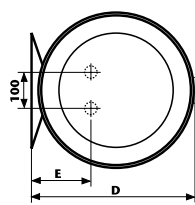
**Installation dimensions (mm)**

Model	Dimensions (mm)							Flange opening (Ø) mm	Net weight (kg)
	A	B	C	D	E	F	G		
<b>O'Pro+ Vertical wall-mounted</b>									
30	448	433	248	451	158	300	240	72	11.5
50	612	433	382	451	158	300	240	72	15
80 <sup>(2)</sup>	811	433	592	451	158	300	240	72	21
100	1013	433	742	451	158	300	240	72	24
120 <sup>(3)</sup>	1144	433	917	451	158	300	240	72	29
<b>O'Pro+ Horizontal wall-mounted</b>									
50	596	433	198	451	228	346	-	72	15
80 <sup>(2)</sup>	795	433	349	451	228	346	-	72	21
100	997	433	497	451	228	346	-	72	24

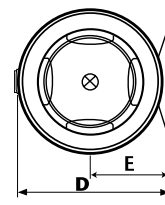
(1) Depending on models (2) ErP capacity is 75 L (3) ErP capacity is 115 L



VERTICAL WALL-MOUNTED



HORIZONTAL WALL-MOUNTED



# Expert

Time-tested practical solution with anti-corrosive protection



## ELECTRIC WATER HEATER

MODELS 50 TO 100  
(Vertical wall-mounted)



### + COMFORT

- Flat, chrome-plated thermometer
- Easy-to-change heating temperature thanks to simple mechanical controls

### + DURABILITY

- Long tank life thanks to O'Pro exclusive anti-corrosive protection
- Magnesium anode for increased tank protection
- Diamond-quality glass lining
- Pressure relief valve
- Dielectric union
- Specific lip gasket to avoid corrosion around the flange

### + INSTALLATION

#### Safe operation:

- IP 24 - full compliance with European standards for electrical safety and user protection

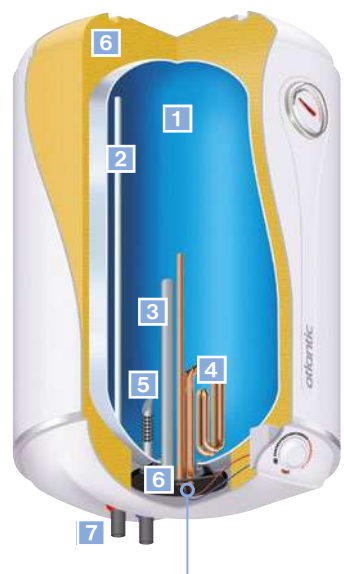
### + ENERGY SAVINGS

- High-efficiency water inlet
- CFC-free high-density insulation for higher energy savings

### + USER-FRIENDLY

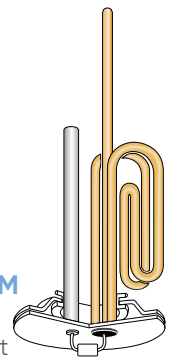
- Front control knob
- Heating light indicator

- 1** **DIAMOND-QUALITY GLASS LINING** for long life and reliability
- 2** Optimised stainless steel outlet pipe
- 3** **MAGNESIUM ANODE** for protection against corrosion
- 4** Sheathed immersion heating element
- 5** Inlet diffuser
- 6** High-density, 0% CFC polyurethane foam
- 7** Dielectric union



**EXCLUSIVE ANTI-CORROSIVE SYSTEM**

O'Pro technology uses an ohmic resistor to balance out the electric potential of both the tank and the heating element. This extends the life of the magnesium anode as well as strengthening protection against corrosion.



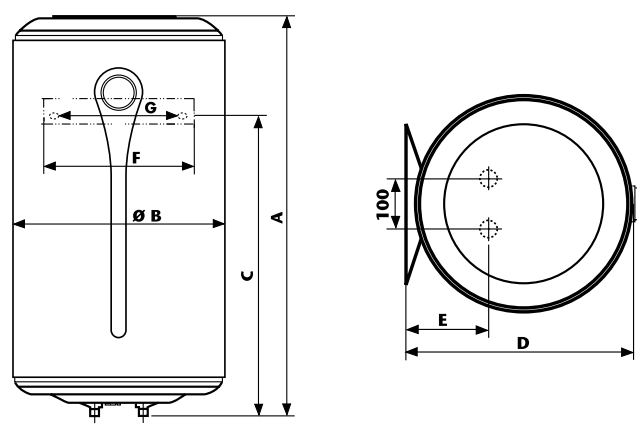
**Technical specifications**

Model	Output (W)	Voltage (V)	Energy consumption kWh/24 h at 65°C	Heat-up time at 60°C (Δt=50°C)	ErP energy class	Profile
50	2000	230 (220/240)	0.95	1h25	C	M
80	2000	230 (220/240)	1.35	2h34	C	L
100	2000	230 (220/240)	1.70	3h05	C	L

**Installation dimensions (mm)**

Model	Dimensions (mm)							Flange opening (Ø) mm	Net weight (kg)
	A	B	C	D	E	F	G		
50	612	433	382	451	158	300	240	72	15
80	859	433	592	451	158	300	240	72	21
100	1021	433	742	451	158	300	240	72	24

CE ENEC IP 24



# O'Pro Turbo

Water heater equipped with O'Pro protection and high-output heating element, providing faster heat-up time



## ELECTRIC WATER HEATER

MODELS 50 TO 100  
(Vertical wall-mounted)



### + COMFORT

- Fast heat-up time thanks to 2500W or 3000W heating element
- Easy-to-change heating temperature thanks to simple mechanical controls
- Flat, chrome-plated thermometer

### + DURABILITY

- Long tank life thanks to O'Pro exclusive anti-corrosive protection
- Magnesium anode for increased tank protection
- Diamond-quality glass lining
- Pressure relief valve
- Dielectric union
- Specific lip gasket to avoid corrosion around the flange

### + INSTALLATION

#### Safe operation:

- IP 24 – full compliance with European standards for electrical safety and user protection

### + ENERGY SAVINGS

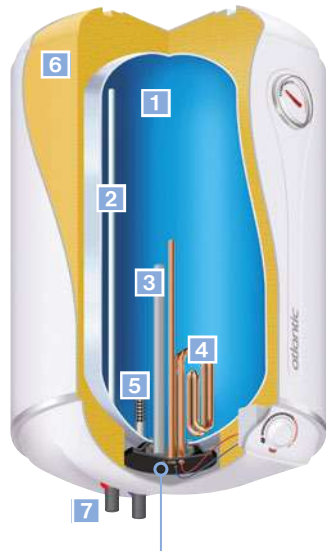
- High-efficiency water inlet
- CFC-free high-density insulation for higher energy savings

### + USER-FRIENDLY

- Front control knob
- Heating light indicator


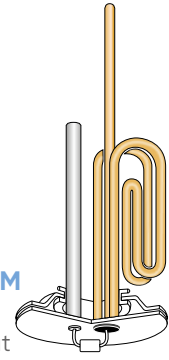


- 1 **DIAMOND-QUALITY GLASS LINING** for long life and reliability
- 2 Optimised stainless steel
- 3 **MAGNESIUM ANODE** for protection against corrosion
- 4 Sheathed immersion heating element
- 5 Inlet diffuser
- 6 High-density, 0% CFC polyurethane foam
- 7 Dielectric union



**EXCLUSIVE ANTI-CORROSIVE SYSTEM**

O'Pro technology uses an ohmic resistor to balance out the electric potential of both the tank and the heating element. This extends the life of the magnesium anode as well as strengthening protection against corrosion.

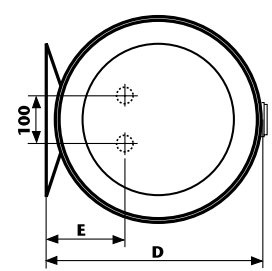
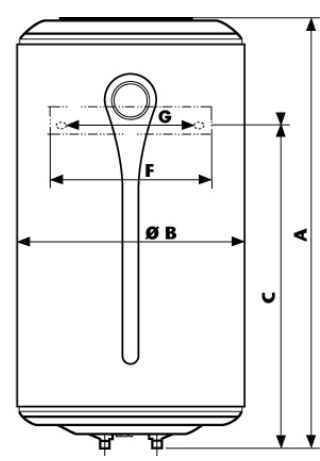


**Technical specifications**

Model	Output (W)	Voltage (V)	Energy consumption kWh/24 h at 65°C	Heat-up time at 60°C (Δt=50°C)	ErP energy class	Profile
50	2500/3000	230 [220/240]	0.95	1h08/0h57	C	M
80	2500/3000	230 [220/240]	1.35	2h01/1h41	C	L
100	2500/3000	230 [220/240]	1.70	2h30/2h05	C	L

**Installation dimensions (mm)**

Model	Dimensions (mm)							Flange opening (Ø) mm	Net weight (kg)
	A	B	C	D	E	F	G		
50	612	433	382	451	158	300	240	72	15
80	859	433	592	451	158	300	240	72	21
100	1021	433	742	451	158	300	240	72	24



# Genius

Combines timeless elegance with long-lasting reliability through O'Pro anti-corrosive system



## ELECTRIC WATER HEATER

MODELS 50 TO 100  
(Vertical wall-mounted)



### + COMFORT

- Boost function generates maximum heating for extra water needs
- Easy programming with quick mode selection

### + DURABILITY

- Long tank life thanks to O'Pro exclusive anti-corrosive protection
- Magnesium anode for increased tank protection
- Diamond-quality glass lining
- Pressure relief valve
- Dielectric union
- Specific lip gasket to avoid corrosion around the flange

### + INSTALLATION

- Wall-mounted plates and drilling template available on packaging
- Easy grip thanks to a brand new top and bottom cover design

#### Safe operation:

- IP 24 - full compliance with European standards for electrical safety and user protection

### + ENERGY SAVINGS

- Eco+ self learning mode to provide the right amount of hot water when needed
- Absence mode: generates energy savings when away from home
- Electronic thermostat for extremely precise temperature control
- High-efficiency water inlet
- CFC-free high-density polyurethane insulation




### + USER-FRIENDLY

- Ergonomic digital interface with heating indicator, operating modes and smart functions

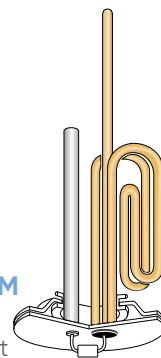
- 1 Waterdrop LED indicator:** amount of hot water ready to use
- 2 Absence mode:** anti-frost position (7 °C)
- 3 Manual mode:** required hot water amount selection
- 4 Eco+ mode:** automatic operation based on daily consumer practices

- 1 **DIAMOND-QUALITY GLASS LINING** for long life and reliability
- 2 Optimised stainless steel outlet pipe
- 3 High-density, 0% CFC polyurethane foam
- 4 **MAGNESIUM ANODE** for protection against corrosion
- 5 Copper heating element
- 6 Optimised inlet diffuser
- 7 **ELECTRONIC REGULATION** for temperature control accuracy



### EXCLUSIVE ANTI-CORROSIVE SYSTEM

O'Pro technology uses an ohmic resistor to balance out the electric potential of both the tank and the heating element. This extends the life of the magnesium anode as well as strengthening protection against corrosion.



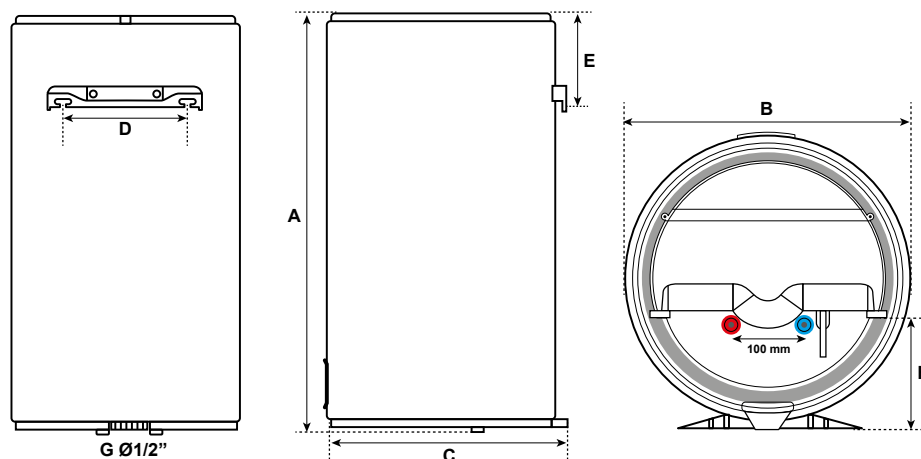
## Technical specifications

Model	Output (W)	Voltage (V)	Heat-up time at 60°C (Δt=50°C)	ErP energy class	Profile
50	1500	220/240	1h56	B	M
80	1500	220/240	2h54	B	M
100	1500	220/240	3h52	B	M

## Installation dimensions (mm)

Model	Dimensions (mm)							Flange opening (Ø) mm	Net weight (kg)
	A	B	C	D	E	F	G		
50	603	445	463	240	210	165.5	1/2"	72	17.5
80	808	445	463	240	197	165.5	1/2"	72	23
100	965	445	463	240	211	165.5	1/2"	72	25

CE IP 24



# Steatite

Steatite technology water heater with highly accurate controls provides full comfort and durable long-term operation for all water types



## ELECTRIC WATER HEATER

MODELS 50 TO 100  
(Vertical wall-mounted)



### + COMFORT

- Flat, chrome-plated thermometer\*
- Easy-to-change heating temperature thanks to simple mechanical controls

### + DURABILITY

- Steatite technology: ceramic dry heating element protected by a sleeve for limited scaling and easy maintenance
- Magnesium anode for increased tank protection
- Diamond-quality glass lining
- Pressure relief valve
- Dielectric union
- Specific lip gasket to avoid corrosion around the flange

### + INSTALLATION

#### Safe operation:

- IIP 24 - full compliance with European standards for electrical safety and user protection

### + ENERGY SAVINGS

- High-efficiency water inlet
- CFC-free high-density insulation for higher energy savings

### + USER-FRIENDLY

- Front control knob
- Heating light indicator

\* Only for model 50 to 100

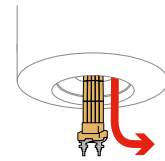
- 1** DIAMOND-QUALITY GLASS LINING for long life and reliability
- 2** Optimised stainless steel outlet pipe
- 3** MAGNESIUM ANODE for protection against corrosion
- 4** Inlet diffuser
- 5** Enamel-coated sleeve
- 6** High-density, 0% CFC polyurethane foam
- 7** Dielectric union



**Steatite** TECHNOLOGY

**DRY STEATITE HEATING ELEMENT**

Adapted to aggressive, highly mineralised and desalinated water. Its protective enamel-coated steel sleeve facilitates maintenance, and there is never any need to drain the tank to replace it.



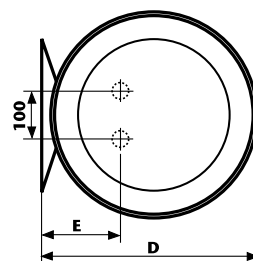
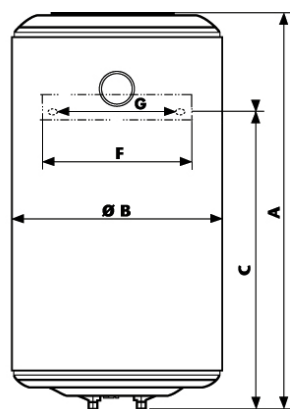
**Technical specifications**

Model	Output (W)	Voltage (V)	Energy consumption kWh/24 h at 65°C	Heat-up time at 60°C (Δt=50°C)	ErP energy class	Profile
50	1500	230 [220/240]	0.95	1h50	<b>C</b>	M
80	1500	230 [220/240]	1.35	3h19	<b>C</b>	L
100	1500	230 [220/240]	1.7	4h24	<b>C</b>	L

**Installation dimensions (mm)**

Model	Dimensions (mm)							Flange opening (∅) mm	Net weight (kg)
	A	B	C	D	E	F	G		
50	612	433	382	451	158	300	239	72	15
80	859	433	592	451	158	300	239	72	21
100	1021	433	742	451	158	300	239	72	24

CE ENEC IP 24



# Steatite Slim

Slim design with a reduced diameter to fit in confined spaces



## ELECTRIC WATER HEATER

MODELS 30 TO 80  
(Multi-position installation)



### + COMFORT

- Flat, chrome-plated thermometer
- Easy-to-change heating temperature using simple mechanical controls

### + DURABILITY

- Steatite technology: ceramic dry heating element protected by a sleeve for limited scaling and easy maintenance
- Magnesium anode for increased tank protection
- Diamond-quality glass lining
- Pressure relief valve
- Dielectric union
- Specific lip gasket to avoid corrosion around the flange

### + INSTALLATION

- Multi-position: Can be installed both vertically and horizontally, adapting to various interior requirements

#### Safe operation:

- IP 24 - full compliance with European standards for electrical safety and user protection

### + ENERGY SAVINGS

- High-efficiency water inlet
- CFC-free high-density insulation for higher energy savings

### + USER-FRIENDLY

- Front control knob
- Heating light indicator

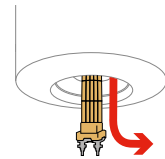
- 1 **DIAMOND-QUALITY GLASS LINING** for long life and reliability
- 2 Optimised stainless steel outlet pipe
- 3 **MAGNESIUM ANODE** for protection against corrosion
- 4 Inlet diffuser
- 5 Enamel-coated sleeve
- 6 High-density, 0% CFC polyurethane foam
- 7 Dielectric union



**Steatite** TECHNOLOGY

**DRY STEATITE HEATING ELEMENT**

Adapted to aggressive, highly mineralised and desalinated water. Its protective enamel-coated steel sleeve facilitates maintenance, and there is never any need to drain the tank to replace it.



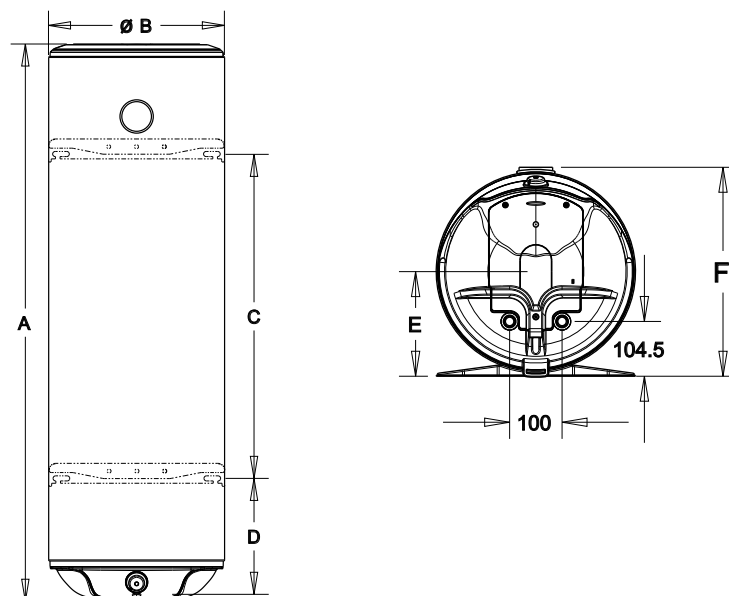
**Technical specifications**

Model	Output (W)	Voltage (V)	Energy consumption kWh/24 h at 65°C	Heat-up time at 60°C (Δt=50°C)	ErP energy class	Profile
30	1500	230 [220/240]	0.69	1h16	C	S
50	2100	230 [220/240]	0.90	1h24	C	M
80	2100	230 [220/240]	1.27	2h15	C	L

**Installation dimensions (mm)**

Model	Dimensions (mm)						Net weight (kg)
	A	B	c	D	E	F	
30	597	380	235	139	200	399	14.5
50	850	380	435	184	200	399	19
80	1225	380	700	234	200	399	25

CE ENEC IP 24



# Steatite Turbo

Steatite technology water heater created for long-life, reliable operation



## ELECTRIC WATER HEATER

MODELS 50 TO 100  
(Vertical wall-mounted)



### + COMFORT

- Fast heat-up time thanks to 2100W heating element (heating water up to 30% faster)
- Flat, chrome-plated thermometer
- Easy-to-change heating temperature thanks to simple mechanical controls

### + DURABILITY

- Steatite technology: ceramic dry heating element protected by a sleeve for limited scaling and easy maintenance
- Magnesium anode for increased tank protection
- Diamond-quality glass lining
- Pressure relief valve
- Dielectric union
- Specific lip gasket to avoid corrosion around the flange

### + INSTALLATION

#### Safe operation:

- IP 24 - full compliance with European standards for electrical safety and user protection

### + ENERGY SAVINGS

- High-efficiency water inlet
- CFC-free high-density insulation for higher energy savings

### + USER-FRIENDLY

- Front control knob
- Heating light indicator



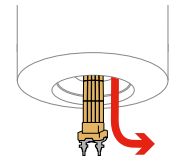
- 1** DIAMOND-QUALITY GLASS LINING for long life and reliability
- 2** Optimised stainless steel outlet pipe
- 3** MAGNESIUM ANODE for protection against corrosion
- 4** Inlet diffuser
- 5** High-density, 0% CFC polyurethane foam
- 6** Dielectric union



**Steatite** TECHNOLOGY

**DRY STEATITE HEATING ELEMENT**

Adapted to aggressive, highly mineralised and desalinated water. Its protective enamel-coated steel sleeve facilitates maintenance, and there is never any need to drain the tank to replace it



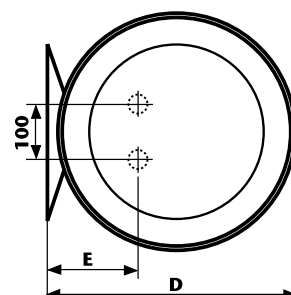
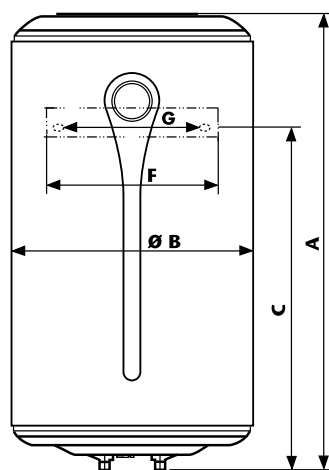
**Technical specifications**

Model	Output (W)	Voltage (V)	Energy consumption kWh/24 h at 65°C	Heat-up time at 60°C (Δt=50°C)	ErP energy class	Profile
50	2100	230 (220/240)	0.95	1h19	<b>C</b>	M
80	2100	230 (220/240)	1.35	2h22	<b>C</b>	L
100	2100	230 (220/240)	1.7	3h09	<b>C</b>	L

**Installation dimensions (mm)**

Model	Dimensions (mm)							Flange opening (Ø) mm	Net weight (kg)
	A	B	C	D	E	F	G		
50	612	433	382	451	158	300	239	72	15
80	859	433	592	451	158	300	239	72	21
100	1021	433	742	451	158	300	239	72	24

CE ENEC IP 24



# Genius Steatite

Low maintenance, long-lasting water heater with Steatite technology



## ELECTRIC WATER HEATER

MODELS 50 TO 100  
(Vertical wall-mounted)



### + COMFORT

- Boost function generates maximum heating for extra water needs
- Easy programming with quick mode selection

### + DURABILITY

- Steatite technology: ceramic dry heating element protected by a sleeve for limited scaling and easy maintenance
- Magnesium anode for increased tank protection
- Diamond-quality glass lining
- Pressure relief valve
- Dielectric union
- Specific lip gasket to avoid corrosion around the flange

### + INSTALLATION

- Wall-mounted plates and drilling template available on the packaging
- Easy grip thanks to a brand new top and bottom cover design

#### Safe operation:

- IP 24 - full compliance with European standards for electrical safety and user protection

### + ENERGY SAVINGS

- Eco+ self learning mode to provide the right amount of hot water when needed
- Absence mode: generates energy savings when away from home
- Electronic thermostat for extremely precise temperature control
- High-efficiency water inlet
- CFC-free high-density polyurethane insulation

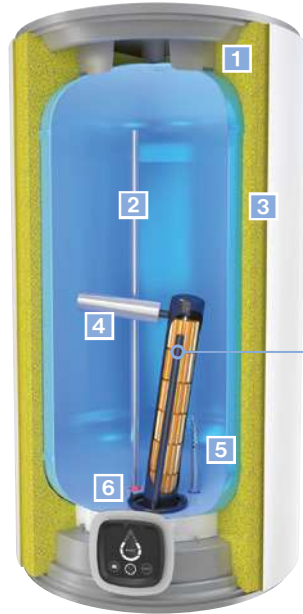


### + USER-FRIENDLY

- Ergonomic digital interface with heating indicator, operating modes and smart functions

- 1 Waterdrop LED indicator:** amount of hot water ready to use
- 2 Absence mode:** anti-frost position (7 °C)
- 3 Manual mode:** required hot water amount selection
- 4 Eco+ mode:** automatic operation based on daily consumer practices

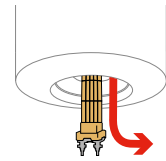
- 1 DIAMOND-QUALITY GLASS LINING** long life and reliability
- 2 Optimised stainless steel outlet pipe**
- 3 High-density, 0% CFC polyurethane foam**
- 4 MAGNESIUM ANODE** for protection against corrosion
- 5 Optimised inlet diffuser**
- 6 ELECTRONIC REGULATION** for temperature control accuracy



Steatite TECHNOLOGY

**DRY STEATITE HEATING ELEMENT**

Adapted to aggressive, highly mineralised and desalinated water. Its protective enamel-coated steel sleeve facilitates maintenance, and there is never any need to drain the tank to replace it



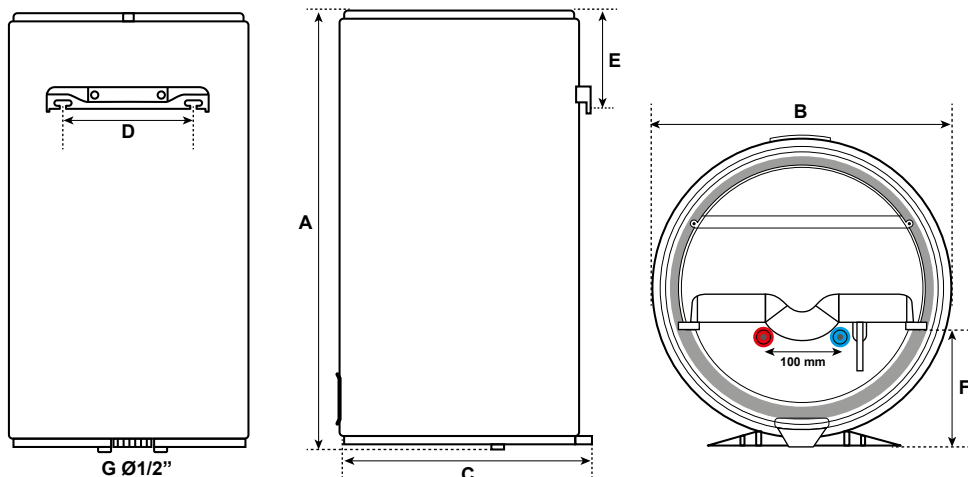
Technical specifications

Model	Output (W)	Voltage (V)	Heat-up time at 60°C (Δt=50°C)	ErP energy class	Profile
50	1800	220/240	1h37	B	M
80	1800	220/240	2h25	B	M
100	1800	220/240	3h14	B	M

Installation dimensions (mm)

Model	Dimensions (mm)							Flange opening (Ø) mm	Net weight (kg)
	A	B	C	D	E	F	G		
50	605	445	463	240	210	165.5	1/2"	72	17.5
80	808	445	463	240	197	165.5	1/2"	72	23
100	965	445	463	240	211	165.5	1/2"	72	25

CE ENEC IP 24





## O'PRO & Steatite Central Domestic

**Large capacity** water heaters  
with improved design for better  
integration and easy installation



### A WIDE SELECTION OF MODELS FOR ALL SPACE TYPES

- + Easy grip thanks to a new top and bottom cover design
- + Next-generation fully removable cover attached with screws

## FLOOR-STANDING MODEL



**Thicker top and bottom handles**  
Easier to operate



**Next-generation cover attached with screws**  
Easier to open and close

- Groove to guide cover placement
- Guide for placing attachment screws



**70° angle cold water/cover connection**  
Water heater installation in a more accessible corner



1. Unscrew the 3 screws




2. Pull up the cover

## WALL-MOUNTED MODEL



**Thicker top and bottom handles**  
Easier to operate




**Next-generation cover attached with screws**  
Easier to open and close


- Groove to guide cover placement
- Guide for placing attachment screws




**A more readable, light-up display on the cover**



1. Unscrew both screws



2. Open the cover to 45°



3. Pull up the cover

# O'Pro Central Domestic

Robust central domestic water heater equipped with O'Pro protection



## ELECTRIC WATER HEATER

MODELS 200 TO 300  
(Floor-standing)

MODELS 150 TO 200  
(Vertical and horizontal wall-mounted)



### + COMFORT

- Large tank capacity for more hot water

### + DURABILITY

- Long tank life thanks to O'Pro exclusive anti-corrosive system, which permanently combats rust
- Magnesium anode for increased tank protection
- Diamond-quality glass lining for long life and reliability
- Pressure relief valve
- Dielectric union
- Specific lip gasket to prevent corrosion around the flange

### + INSTALLATION


- Range of sizes to meet all installation requirements
- Vertical and horizontal wall-mounted & floor-standing models available
- Easy installation using deeper handles on both sides

#### Safe operation:

- IP 24 - full compliance with European standards for electrical safety and user protection

### + ENERGY SAVINGS

- High-efficiency water inlet
- CFC-free high-density insulation for higher energy savings



### + USER-FRIENDLY

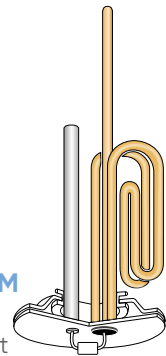
- Heating light indicator (Wall-mounted model)

- 1 **DIAMOND-QUALITY GLASS LINING** for long life and reliability
- 2 Optimised stainless steel
- 3 **MAGNESIUM ANODE** for protection against corrosion
- 4 Sheathed immersion heating element
- 5 Inlet diffuser
- 6 High-density, 0% CFC polyurethane foam
- 7 Dielectric union



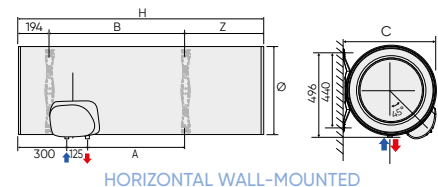
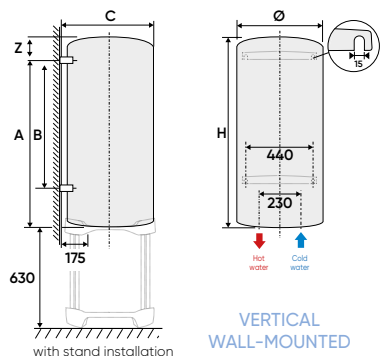
**EXCLUSIVE ANTI-CORROSIVE SYSTEM**

O'Pro technology uses an ohmic resistor to balance out the electric potential of both the tank and the heating element. This extends the life of the magnesium anode as well as strengthening protection against corrosion.



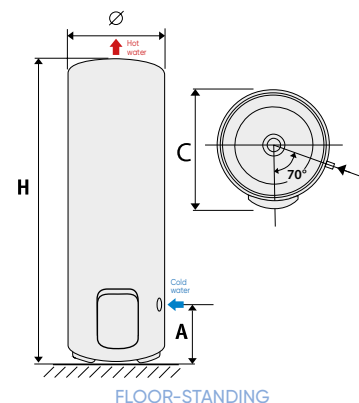
**Technical specifications**

Model	Output (W)	Voltage (V)	Energy consumption (kWh/24 h at 65°C)	Heat-up time at 60°C (Δt=50°C)	Hot water capacity at 40°C (L)	ErP energy Class	Profile
<b>O'Pro Central Domestic Vertical wall-mounted</b>							
150	2200	220-240	1.65	4h14	246	C	M
200	2200	220-240	1.94	5h44	374	C	L
<b>O'Pro Central Domestic Horizontal wall-mounted</b>							
150	2200	220-240	1.51	4h07	245	C	L
200	2200	220-240	1.81	5h33	301	C	L
<b>O'Pro Central Domestic Floor-standing</b>							
200	2200	220-240	1.82	5h06	334	C	L
300	3000	220-240	2.41	5h53	468	C	L



**Installation dimensions (mm)**

Model	Dimensions (mm)					Net weight (kg)
	Ø	A	B	C	H	
<b>O'Pro Central Domestic Vertical wall-mounted</b>						
150	513	1050	800	530	1155	35
200	513	1050	800	530	1475	43
<b>O'Pro Central Domestic Horizontal wall-mounted</b>						
150	520	-	800	610	1150	37
200	520	-	1050	610	1470	45
<b>O'Pro Central Domestic Floor-standing</b>						
200	575	-	-	590	1270	47
300	575	-	-	590	1765	60



# Steatite Central Domestic

Central domestic water heater with Steatite technology



## ELECTRIC WATER HEATER

MODELS 150 TO 200  
(Vertical wall-mounted)

MODELS 200 TO 300  
(Floor-standing)



### + COMFORT

- Greater comfort using one large-capacity central storage tank

### + DURABILITY

- Steatite technology: ceramic dry heating element protected by a sleeve for limited scaling and easy maintenance
- Diamond-quality glass lining
- Magnesium anode for increased tank protection
- Pressure relief valve
- Dielectric union
- Specific lip gasket to prevent corrosion around the flange

### + INSTALLATION

- Easy installation using deeper handles on both sides
- Vertical and floor standing model available

#### Safe operation:

- IP 24 - full compliance with European standards for electrical safety and user protection

### + ENERGY SAVINGS

- High-efficiency water inlet
- CFC-free high-density insulation for higher energy savings



### + USER-FRIENDLY

- Heating light indicator (Wall-mounted model)



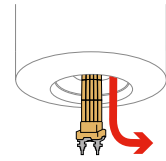
- 1 **DIAMOND-QUALITY GLASS LINING** for long life and reliability
- 2 Optimised stainless steel outlet pipe
- 3 High-density, 0% CFC polyurethane foam
- 4 **MAGNESIUM ANODE** for protection against corrosion
- 5 Optimised inlet diffuser
- 6 **ELECTRONIC REGULATION** for temperature control accuracy



**Steatite TECHNOLOGY**

**DRY STEATITE HEATING ELEMENT**

Adapted to aggressive, highly mineralised and desalinated water. Its protective enamel-coated steel sleeve facilitates maintenance, and there is never any need to drain the tank to replace it



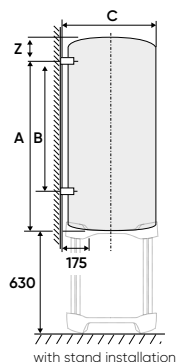
**Technical specifications**

Model	Output (W)	Voltage (V)	QPR	V40 L	Heat-up time from 15°C to 65°C	ErP energy class	Profile
<b>Steatite Central Domestic Vertical wall-mounted</b>							
150	1800	220-240	TBD	TBD	4h14	C	M
200	2200	220-240	1.94	374	5h44	C	L
<b>Steatite Central Domestic Floor-standing</b>							
200	2200	220-240	1.85	-	5h22	C	L
300	3000	220-240	2.5	-	6h08	C	L

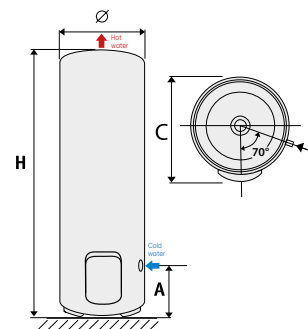
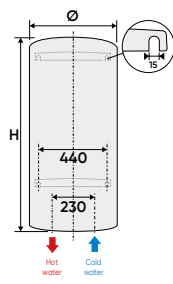
**Installation dimensions (mm)**

Model	Diameter (Ø)	Dimensions (mm)				Net weight (kg)
		H	A	B	C	
<b>Steatite Central Domestic Vertical wall-mounted</b>						
150	513	1155	1050	800	530	35
200	513	1475	1050	800	530	43
<b>Steatite Central Domestic Floor-standing</b>						
200	575	1270	-	-	590	47
300	575	1765	-	-	590	60

CE ENEC IP 24



VERTICAL WALL-MOUNTED



FLOOR-STANDING

# Zeneo

Wide selection of highly efficient water heaters, equipped with ACI hybrid dynamic anti-corrosive protection



## ELECTRIC WATER HEATER

STANDARD MODELS: 50 TO 200  
(Vertical wall-mounted)

COMPACT MODELS: 100 TO 200  
(Vertical wall-mounted)

MODELS: 150 TO 300 (Floor-standing)

MODELS: 100 TO 200 (Horizontal wall-mounted)



### + COMFORT

- Precise, constant and reliable heating temperature using electronic regulation

### + DURABILITY

- ACI hybrid technology: dynamic anti-corrosive protection
- Steatite technology: ceramic dry heating element protected by a sleeve for limited scaling and easy maintenance
- New electronic card: continuous protection of the 10mA tank
- Diamond-quality glass lining
- Pressure relief valve
- Dielectric union
- Specific lip gasket to avoid corrosion around the flange

### + INSTALLATION

- Vertical wall-mounted, horizontal wall-mounted & floor-standing versions to match all interior installation requirements
- Fully detachable next-generation screw-fixed hood
- Top and bottom handles for better grip

#### Safe operation:

- IP 25 - full compliance with European standards for electrical safety and user protection

### + ENERGY SAVINGS


- Accurate temperature control via electronic thermostat
- High-efficiency water inlet
- CFC-free high-density insulation for greater energy savings

### + USER-FRIENDLY

- Heating light indicator
- Light-up display on the hood for easy reading



- 1 High-density, 0% CFC polyurethane
- 2 **DIAMOND-QUALITY GLASS LINING** for long life and reliability
- 3 **ACI HYBRID ANTI-CORROSIVE SYSTEM**
- 4 Optimised stainless steel
- 5 Enamel-coated sleeve
- 6 **STEATITE DRY HEATING ELEMENT**
- 7 Stainless steel water inlet
- 8 Electronic thermostat



**ACi**  
hybrid

Patented ACI hybrid technology guarantees you:

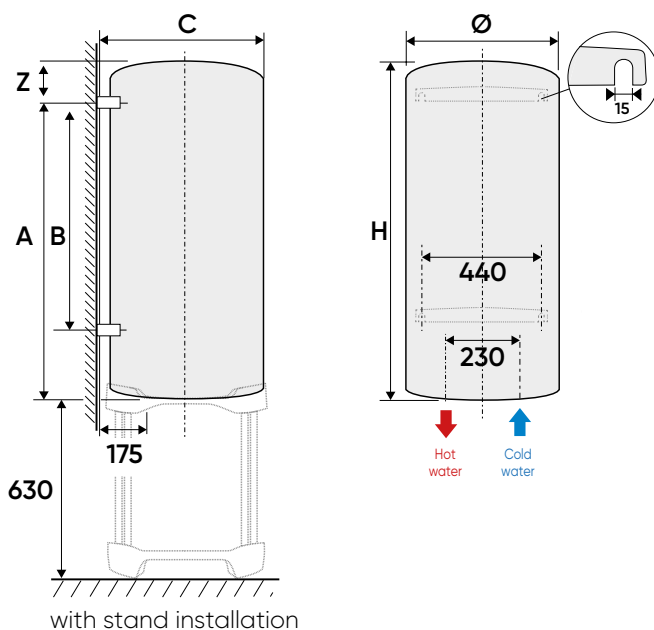
- + Permanent tank protection for all water types
- + Limited scaling and easy maintenance
- + Immediate, permanent protection thanks to the combined continuous current generated by the titanium anode and the magnesium

# Zeneo

Wide selection of highly efficient water heaters, equipped with ACI hybrid dynamic anti-corrosive protection



Rotating dielectric union included



## Technical specifications and installation dimensions

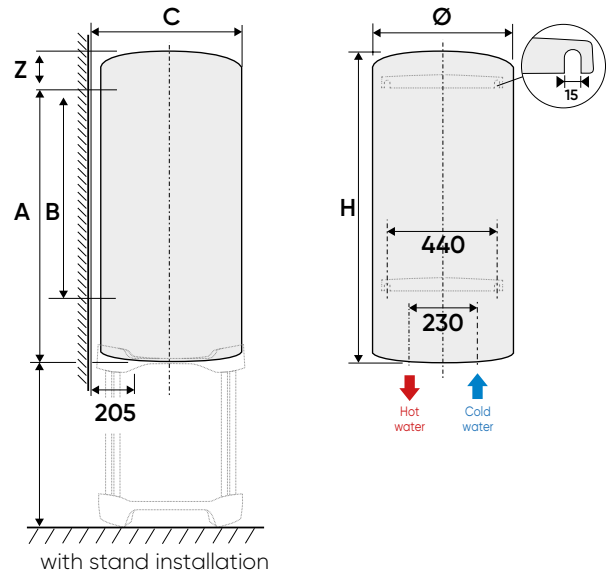
Model	Output (W)	Voltage (V)	Heating time	Hot water capacity at 40°C	Cooling constant	Energy consumption kWh/24 h	Dimensions (mm)						Net weight (kg)	ErP energy class	Profile	
							Ø	H	A	B	Z	C				
<b>Zeneo Standard Vertical wall-mounted</b>																
50	1200	230 V single phase	2h23	-	0.35	0.82	505	575	370	-	172	530	23	C	M	
75	1200	230 V single phase	4h08	142 L	0.28	1.08	513	705	570	-	135	530	23	C	M	
100	1200	230 V single phase	5h27	177 L	0.27	1.28	513	835	750	-	85	530	27	C	L	
150	1800	230 V single phase kit for 400 V 3-phase	5h14	277 L	0.23	1.65	513	1155	1050	800	105	530	35	C	M	
200	2200		5h44	374 L	0.20	1.94	513	1475	1050	800	425	530	45	C	L	
<b>Zeneo Vertical wall-mounted turbo range</b>																
50	1800	230 V single phase kit for 400 V 3-phase	1h27	-	0.35	0.82	505	575	370	-	172	530	23	C	M	
75	3000		1h37	132 l	0.31	1.11	510	735	575	-	135	530	27	C	M	
100	3000		2h20	184 L	0.28	1.34	510	900	750	-	85	530	30	C	L	
150	3000		3h20	269 L	0.22	1.56	530	1200	1050	800	105	550	39	C	M	
200	3000		4h46	363 L	0.20	1.87	530	1515	1050	800	425	550	49	C	L	

### Technical specifications and installation dimensions

Model	Output (W)	Voltage (V)	Heating time	Hot water capacity at 40°C	Cooling constant
<b>Zeneo Compact vertical wall-mounted (Ø 570 mm)</b>					
100	1200	230 V single phase	5h29	177 L	0.24
150	1800	230 V single phase kit for 400 V 3-phase	5h09	278 L	0.20
200	2200		5h53	369 L	0.20

Energy consumption kWh/24 h	Dimensions (mm)						Net weight (kg)	ErP energy class	Profile
	Ø	H	A	B	Z	C			
<b>Zeneo Compact vertical wall-mounted (Ø 570 mm)</b>									
1.15	570	740	570	-	165	585	32	C	L
1.43	570	990	750	500	235	585	41	C	M
1.88	570	1245	1050	800	190	585	51	C	L

IP 25

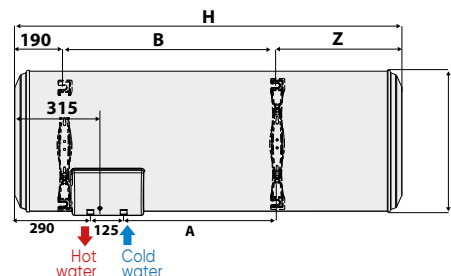
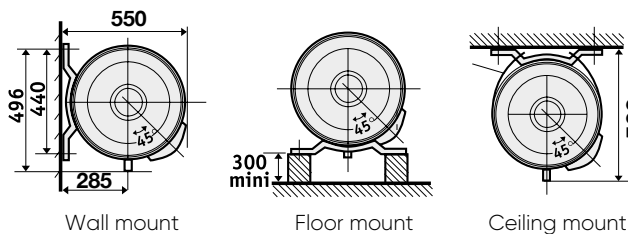
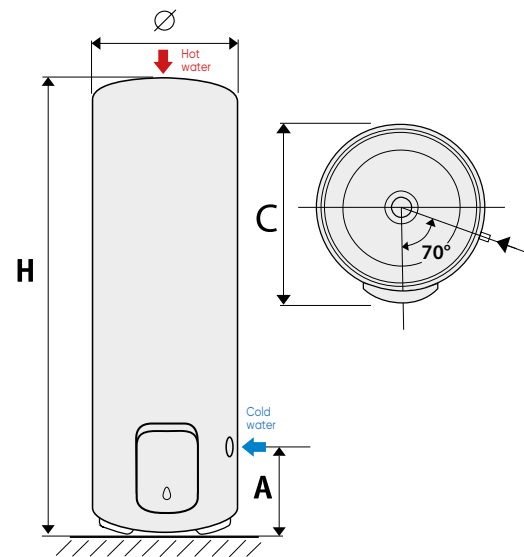


### Technical specifications and installation dimensions

Model	Output (W)	Voltage (V)	Heating time	Hot water capacity at 40°C	Cooling constant
<b>Zeneo Floor-standing</b>					
150	1800	230 V single phase kit for 400 V 3-phase	4h19	276 L	0.23
200	2200		5h14	376 L	0.20
250	3000		4h58	435 L	0.19
300	3000		6h18	537 L	0.18

Energy consumption kWh/24 h	Dimensions (mm)				Net weight (kg)	ErP energy class	Profile
	Ø	H	A	C			
<b>Zeneo Floor-standing</b>							
1.65	575	1015	280	645	42	C	M
1.88	575	1270	280	645	47	C	M
2.22	575	1510	280	645	53	C	L
2.49	575	1765	280	645	60	C	L

IP 25



### Technical specifications and installation dimensions

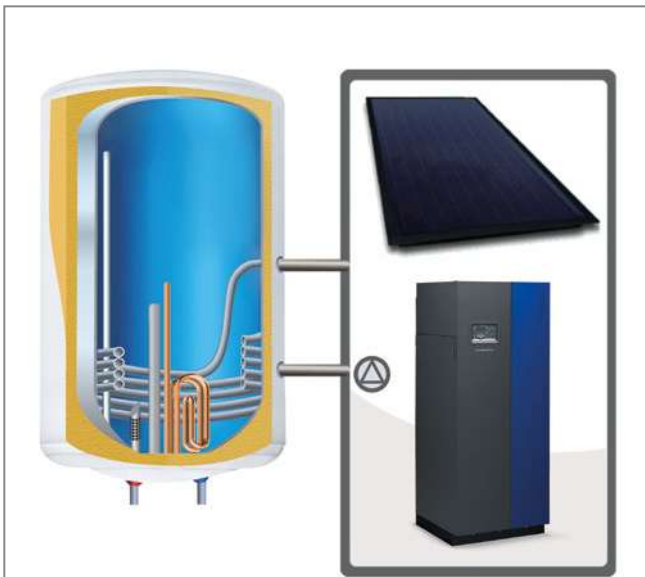
Model	Output (W)	Voltage (V)	Heating time	Hot water capacity at 40°C	Cooling constant	Energy consumption kWh/24 h	Dimensions (mm)						Net weight (kg)	ErP energy class	Profile
							Ø	H	A	B	Z	C			
<b>Zeneo Horizontal wall-mounted</b>															
100	1800	230 V single phase kit	2h59	171 L	0.32	1.16	520	830	275	500	150	-	32	C	L
150	1800	230 V single phase kit for 400 V 3-phase	4h20	251 L	0.25	1.56	520	1140	575	800	150	-	39	C	L
200	2200		5h08	332 L	0.22	1.87	520	1460	575	800	470	-	49	C	L

IP 25

# Indirect and combi water heaters

1

## COIL HEAT EXCHANGER

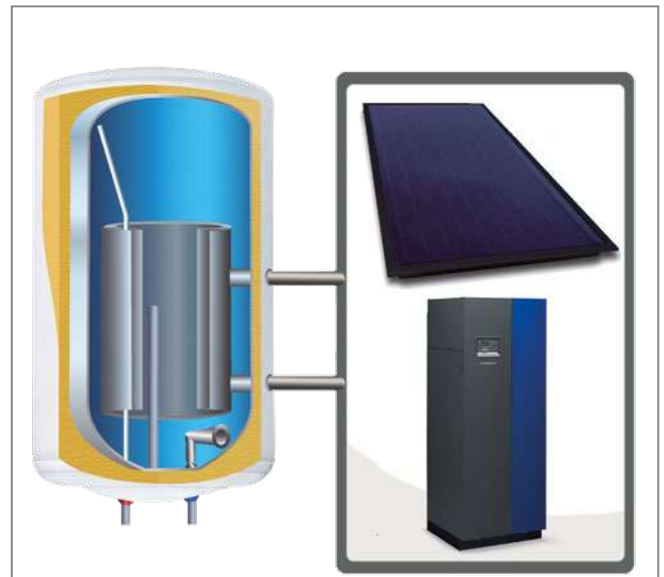


- + Optimised heat exchanger located at the bottom to heat the tank
- + High-efficiency cold water inlet, preventing hot and cold water from mixing to maintain a constant water temperature

The built-in coil is heated by a primary circuit connected to an external energy source that heats water in the tank. If back-up is needed, an optional electric kit can be installed.

2

## TANK-IN-TANK



Safe operation:

- + Exclusive annular heat exchanger to heat the tank
- + High-efficiency cold water inlet, preventing hot and cold water from mixing to maintain a constant water temperature

The annular heat exchanger inside the tank offers a large surface for heat exchanges between water contained in the tank and the primary circuit. It also ensures a vertical or horizontal position for the water heater, depending on installation configurations. The exclusive annular heat exchanger provides minimal pressure loss and can be operated even where no pump is fitted within the primary circuit.



INDIRECT & COMBI WATER HEATERS

RENEWABLE ENERGY WATER HEATERS

ELECTRIC ROOM HEATING

ACTIVE HEAT CONNECTORS

HD HEATING PANEL

EXTENSIVE HEAT PANEL

GENTLE HEAT RADIATORS

BATHROOM HEATING

COMPACT BATHROOM HEATERS

BATHROOM RADIATORS

## INDIRECT & COMBI WATER HEATERS



COMBI O'PRO

P. 78-79



INDIRECT & COMBI STEATITE

P. 80-81



MILEO/MILEO+

P. 82-83



DUOTHERM

P. 84-85

MODEL <sup>(1)</sup>	80/100		100/150/200		200/300	200/300		150/200	100/150/200	
INSTALLATION										
OUTPUT (W)	1500		2400		2400/3000	3300		2200	-	
ELECTRIC BACK-UP HEATING ELEMENT	Copper heating element					Copper heating element		Copper heating element		-
TANK PROTECTION	 Magnesium anode		Magnesium anode			Magnesium anode		Magnesium anode		
INTERFACE	Frontal knob		Internal controls			Internal controls		Internal controls		
DIELECTRIC UNION	✓		✓			✓		-		
PRESSURE RELIEF VALVE	✓		✓			✓		-		
HEATING INDICATOR	✓		✓			-		-		
ERP ENERGY CLASS										

(1) Model represents water heater capacity

# Combi O'Pro

Water heater equipped with built-in coil and O'Pro protection



## COMBI WATER HEATER

MODELS 80 TO 100  
(Vertical wall-mounted)



### + COMFORT

- Flat, chrome-plated thermometer
- Easy-to-change heating temperature thanks to simple mechanical controls

### + DURABILITY

- Equipped with a high-performance coil
- Long tank lifetime using O'Pro exclusive anti-corrosive system, which permanently combats rust
- Magnesium anode for increased tank protection
- Pressure relief valve
- Dielectric union
- Specific lip gasket to avoid corrosion around the flange

### + INSTALLATION

- Suitable for domestic boilers and compatible with solar installations

#### Safe operation:

- IP 23 - full compliance with European standards for electrical safety and user protection

### + ENERGY SAVINGS

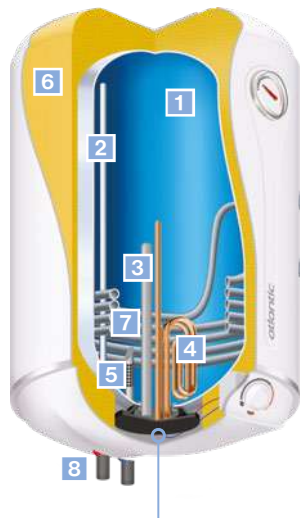
- High-efficiency water inlet
- CFC-free high-density insulation for higher energy savings

### + USER-FRIENDLY

- Heating light indicator


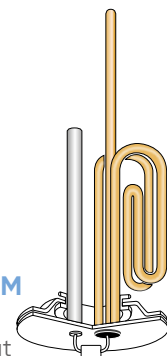


- 1 **DIAMOND-QUALITY ENAMEL**  
(glass-lined inner tank)
- 2 Optimised stainless outlet pipe
- 3 **MAGNESIUM ANODE**
- 4 Sheathed immersion heating element
- 5 Inlet diffuser
- 6 High-density, 0% CFC polyurethane foam
- 7 Optimised enamelled coil
- 8 Dielectric union



**O'Pro TECHNOLOGY**  
**EXCLUSIVE ANTI-CORROSIVE SYSTEM**

O'Pro technology uses an ohmic resistor to balance out the electric potential of both the tank and the heating element. This extends the life of the magnesium anode as well as strengthening protection against corrosion.



**Technical specifications**

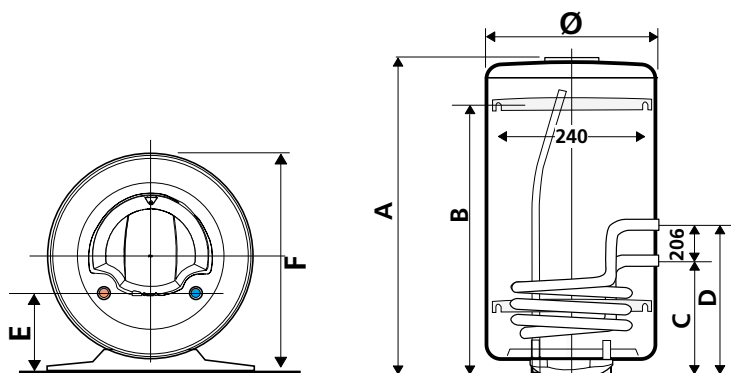
Model	Output (W)	Electric supply <sup>(1)</sup> (V/Hz)	Energy consumption (kWh/24 h)	Max temperature of use	Work pressure (bar)	Inner volume of coil (L)	Surface area of coil (m <sup>2</sup> )	Pressure loss at 2m <sup>3</sup> /h (mbar)	Pressure loss at 1m <sup>3</sup> /h (mbar)	Coil maxi working pressure (bar)	Standard testing pressure (bar)
80	1500	230/50	1.63	90°C	8	2.7	0.35	20	<15	6	12
100	1500	230/50	2.02	90°C	8	2.7	0.35	20	<15	6	12

Model	Heating time ΔT 20°C secondary 45°C	Heating time ΔT 50°C secondary 45°C	Power (kW) primary 90°C - 2m <sup>3</sup> /h secondary 45°C	Power (kW) primary 80°C - 2m <sup>3</sup> /h secondary 45°C	Continuous flow (l/h) primary 90°C secondary 60°C	Flow in 10 minutes (L)	Power (kW)				ErP energy Class Combi	Profile
							Primary 90°C - 2m <sup>3</sup> /h		Primary 80°C - 2m <sup>3</sup> /h			
							Δt = 30°C	Δt = 50°C	Δt = 30°C	Δt = 50°C		
80	1h16	3h10	17.5	13.6	431	93	11.6	19.4	11.6	19.4	C	L
100	2h54	7h20	17.5	13.6	431	103	11.6	19.4	11.6	19.4	C	L

**Installation dimensions (mm)**

Model	Diameter (Ø)	Dimensions (mm)						Net weight (kg)
		A	B	C	D	E	F	
80	433	791	590	251	457	165	451	22
100	433	948	740	251	457	165	451	25.5

IP23 CE ENEC



# Indirect & Combi Steatite

Water heater fitted with built-in coil & Steatite heating element, adapted to aggressive or hard water



## INDIRECT & COMBI WATER HEATER

MODELS 100 TO 200  
(Vertical wall-mounted)

MODELS 200 TO 300  
(Floor-standing)



### + COMFORT

- Capable of quickly producing large hot water amounts in any season

### + DURABILITY

- Equipped with an optimised coil and unique Steatite technology
- Ceramic dry heating element protected by a sleeve for limited scaling and easy maintenance
- Magnesium anode for better tank protection
- Pressure relief valve
- Dielectric union
- Specific lip gasket to avoid corrosion around the flange

### + INSTALLATION

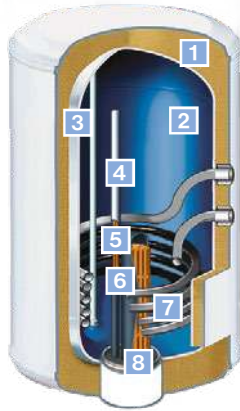
- IP 25 - full compliance with European standards for electrical safety and user protection for wall-mounted models
- IP 24 - full compliance with European standards for electrical safety and user protection for floor-standing models

### + ENERGY SAVINGS

- High-efficiency water inlet
- CFC-free high-density insulation for higher energy savings

COMBI STEATITE WITH ELECTRIC BACK-UP

- 1 High-density, 0% CFC polyurethane foam
- 2 DIAMOND-QUALITY ENAMEL
- 3 Optimised stainless steel
- 4 MAGNESIUM ANODE
- 5 Thermostat with safety cut-out device
- 6 Enamel-coated sleeve
- 7 Optimised enamelled coil
- 8 STEATITE DRY CERAMIC HEATING ELEMENT



INDIRECT

- 1 High-density, 0% CFC polyurethane foam
- 2 DIAMOND-QUALITY ENAMEL
- 3 Optimised stainless steel
- 4 MAGNESIUM ANODE
- 5 Optimised enamelled coil



Technical specifications Vertical wall-mounted

Model	Output <sup>(1)</sup> (W)	Voltage <sup>(1)</sup> (V)	Heating time with electric back up (10 to 60°C)	Minimal energy consumption (kWh/24h) - Storage 65°C ambient temperature 20°C	Coil surface area (m <sup>2</sup> )	Maximal tank pressure (bar)	Pressure drop at 1m <sup>3</sup> /h (mbar)	Coil maxi working pressure (bar)
100	2400	400 3~/230V	2h45	0.94	0.57	8	25	10
150	2400	400 3~/230V	4h10	1.04	0.69	8	30	10
200	2400	400 3~/230V	5h20	1.33	0.69	8	30	10

Model	Heat exchanger power (kW) - Primary flow 1m <sup>3</sup> /h, temperature of 80°C - Secondary circuit 10/45°C	Hourly flow (L/h) - Primary flow 1m <sup>3</sup> /h, temperature of 80°C - Secondary circuit 10/45°C	Boiler heating time delta 55°C (min) - Primary flow 1m <sup>3</sup> /h, temperature of 80°C - Secondary circuit 10/45°C	ErP energy class Indirect	ErP energy class Combi	Profile
100	16.0	393	35	B	C	L
150	16.7	412	40	B	C	M
200	16.7	412	50	B	C	L

Technical specifications Floor-standing

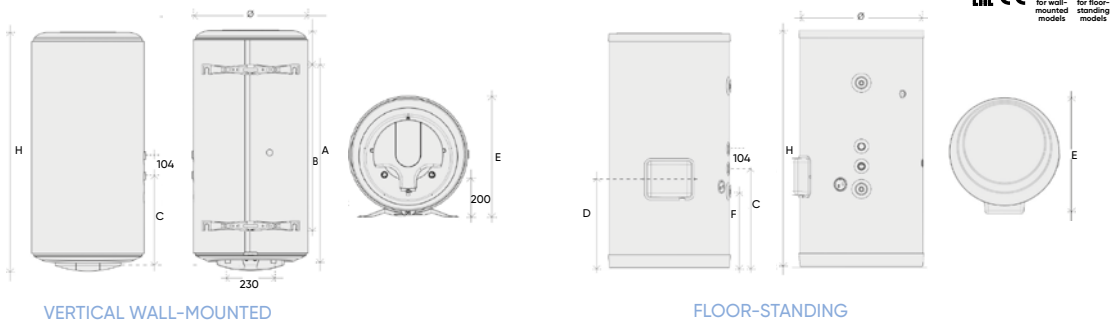
Model	Minimal energy consumption (kWh/24h) - Storage 65°C ambient temperature 20°C	Max temperature of use	Work pressure (bar)	Coil surface area (m <sup>2</sup> )	Pressure loss at 1m <sup>3</sup> /h (mbar)	Coil max working pressure (bar)
200	1.31	90°C	8	1.01	30	10
300	1.57	90°C	8	1.26	30	10

Model	Heat exchanger power (kW) - Primary flow 1m <sup>3</sup> /h, temperature of 80°C - Secondary circuit 10/45°C	Hourly flow (L/h) - Primary flow 1m <sup>3</sup> /h, temperature of 80°C - Secondary circuit 10/45°C	Boiler heating time delta 55°C (min) - Primary flow 1m <sup>3</sup> /h, temperature of 80°C - Secondary circuit 10/45°C	ErP energy class Indirect
200	23	566	35	B
300	24.7	610	45	B

Installation dimensions (mm)

Model	Diameter (Ø)	Dimensions (mm)							Net weight (kg)
		H	A	B	C	D	E	F	
<b>Indirect &amp; Combi Steatite Vertical wall-mounted</b>									
100	575	840	685	500	385	-	595	-	40
150	575	1160	975	800	450	-	595	-	55
200	575	1480	985	800	450	-	595	-	65
<b>Indirect &amp; Combi Steatite Floor-standing</b>									
200	635	1245	-	559	526	480	690	405	70
300	635	1740	-	1013	570	522	690	448	100

(1) Only for combi models



IP 25 for wall-mounted models  
IP 24 for floor-standing models

\* Depending on models

# Mileo/Mileo +

Water heater fitted with coil developed for operation with heat pumps



## INDIRECT & COMBI WATER HEATER

MODELS 200 TO 300  
(Floor-standing)



### + COMFORT

- Daily hot water for guaranteed comfort
- Built-in thermometer enables instant tank water temperature display
- Two ranges optimised for heat pumps, meeting all requirements (aerothermal and geothermal):
  - Mileo compatible with aerothermal heat pumps only
  - Mileo + compatible with aerothermal and geothermal heat pumps

### + DURABILITY

- Magnesium anode for better tank protection
- Pressure relief valve
- Dielectric union
- Specific lip gasket to avoid corrosion around the flange

### + INSTALLATION

- IP 25 - full compliance with European standards for electrical safety and user protection

### + ENERGY SAVINGS

- High-efficiency water inlet
- CFC-free high-density insulation and insulation jacket for higher energy savings

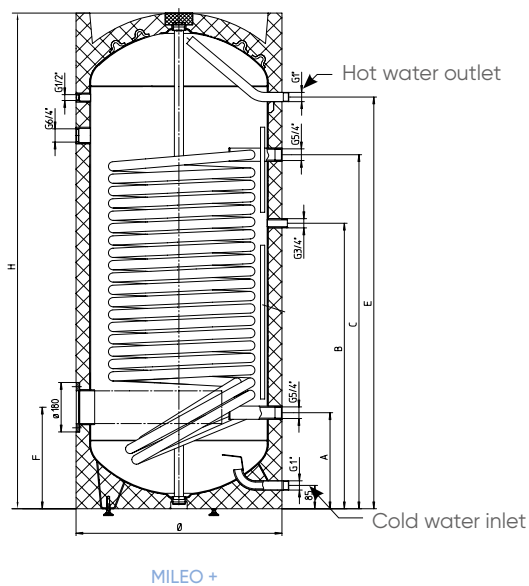
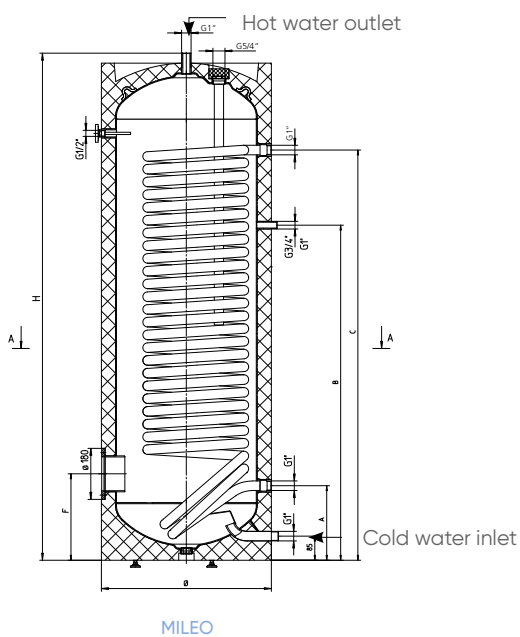
## Technical specifications

Model	Output (W)	Heating element type	Heat loss (kWh/24 h)	Max. primary use temperature (°C)	Max. working pressure (bar)	Coil surface area (m <sup>2</sup> )	ErP energy class Combi	Profile
<b>Mileo</b>								
200	3300	Sheathed	1.67	80	10	1.8		XL
300	3300	Sheathed	2.19	80	10	2.6		XXL
<b>Mileo +</b>								
200	3300	Sheathed	1.67	80	10	2.5		XL
300	3300	Sheathed	2.08	80	10	3.5		XXL

## Installation dimensions (mm)

Model	Dimensions (mm)						Diameter (Ø)	Net weight (kg)
	H	A	B	C	E	F		
<b>Mileo</b>								
200	1340	263	803	998	-	305	610	83
300	1797	263	983	1313	-	305	610	113
<b>Mileo +</b>								
200	1298	305	730	840	1057	305	610	98
300	1435	320	840	990	1160	345	680	162

IP 25



# Duotherm

Multiposition indirect water heater with exclusive annular exchanger



## INDIRECT WATER HEATER

MODELS 100 TO 200  
(Multi-position installation)



### + COMFORT

- Capable of quickly producing large hot water amounts in any season
- Equipped with an exclusive annular exchanger with low pressure loss. Capable of operating with and without a primary pump (forced or thermosiphon operation)
- Suitable for domestic boilers and renewable energy heating systems

### + DURABILITY

- Magnesium anode for better tank protection
- Specific lip gasket to avoid corrosion around the flange

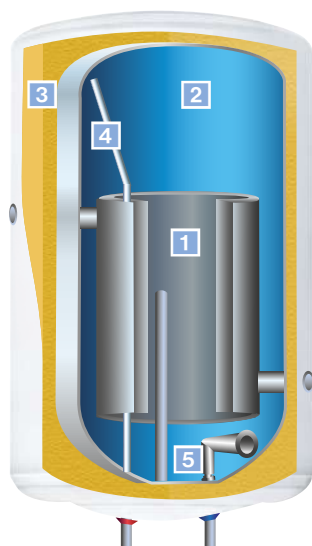
### + INSTALLATION

- Multiposition installation to fit perfectly into any space
- Optional installation kit and wall-mounting set for both horizontal and vertical installation

### + ENERGY SAVINGS

- Mechanical thermostat with integrated security
- High-efficiency water inlet
- CFC-free high-density insulation for higher energy savings

- 1 Annular heat exchanger
- 2 DIAMOND-QUALITY ENAMEL (glass-lined inner tank)
- 3 High-density, 0% CFC polyurethane foam
- 4 Optimised stainless steel
- 5 Stainless steel water inlet



WALL-MOUNTING SET

### Technical specifications With back-up heating element

Model	Output (W)	Voltage (V)	Energy consumption kWh/24 h(1)	Heating time with electrical back up	ErP energy class	Profile
150	2200	230 V mono	1.64	2h50	C	M
200	2200	230 V mono	2.16	5h15	C	M

### Technical specifications Annular exchanger only

Model	Heat exchanger power (kW)		Hourly flowrate (L)		Heating time		Minimal energy consumption (kWh/24h)	Cooling constant	ErP energy class
	Forced <sup>(1)</sup>	Thermosiphon <sup>(2)</sup>	Forced <sup>(1)</sup>	Thermosiphon <sup>(2)</sup>	Forced <sup>(1)</sup>	Thermosiphon <sup>(2)</sup>			
100	18	11.9	444	290	30	47	1.32	0.28	C
150	26	17.5	642	426	30	50	1.64	0.23	C
200	29	19.2	708	468	30	50	2.16	0.23	C

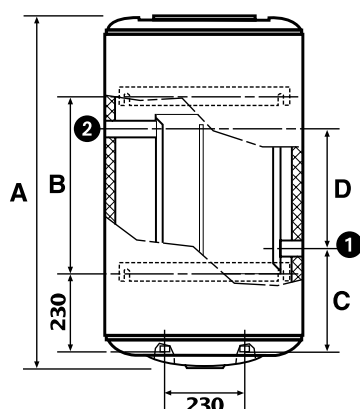
### Installation dimensions (mm)

Model	Diameter Ø	Dimensions (mm)				Net weight (kg)
		A	B	C	D	
100	570	747	320	298	175	39
150	570	1002	500	298	340	51
200	570	1257	700	298	460	62

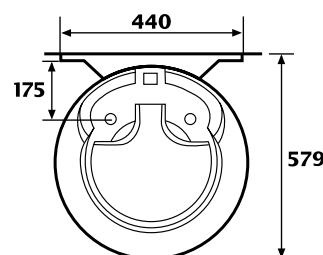
(1): Forced. Primary temperature of 90°C flow 2m<sup>3</sup>/h. Secondary circuit 10/45°C.

(2): Thermosiphon: Primary temperature of 90°C flow 2m<sup>3</sup>/h. Secondary circuit 10/45°C.

Note: Performance levels of the DUOTHERM exchanger are the same as those for the Non-equipped DUOTHERM.

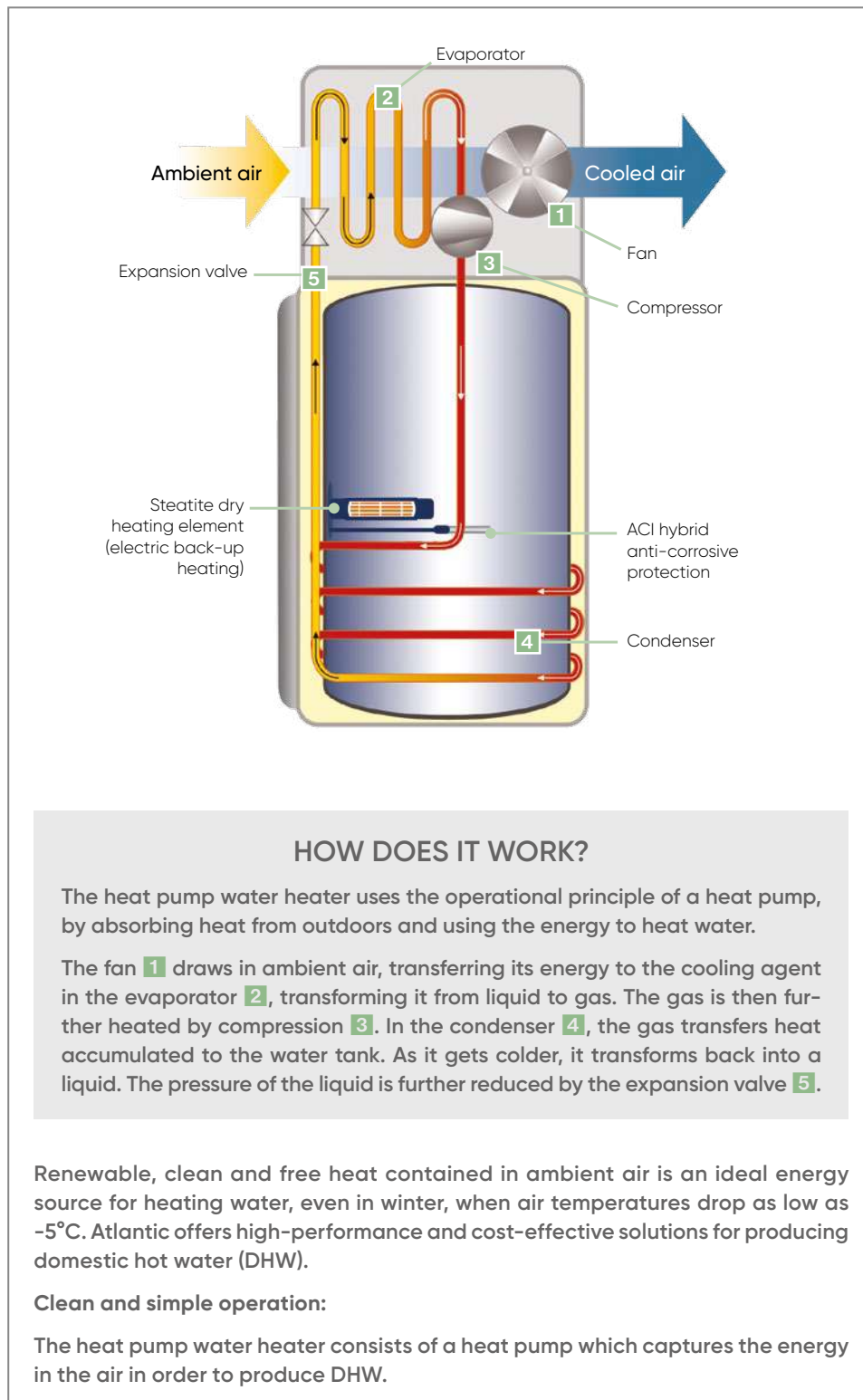


- 1 Water inlet 1 1/4"
- 2 Water outlet 1 1/4"



# Renewable energy water heaters

## HEAT PUMP WATER HEATER TECHNOLOGY the best year-round solution ever







## HEAT PUMP WATER HEATERS



EGEO

CALYPSO VM

CALYPSO SPLIT INVERTER

EXPLORER

P. 88-89

P. 90-91

P. 92-93

P. 94-95

**MODEL <sup>(1)</sup>**


200/250

100/150


200/270

200/270

**INSTALLATION**



with or without coil



with or without coil

**ELECTRIC BACK-UP OUTPUT (W)**

1800

1200/1800

1800

1800

**ELECTRIC BACK-UP HEATING ELEMENT**

Stainless Steel Sheated



**TANK PROTECTION**



**INTERFACE**

Digital interface

Digital controls

Digital controls

Digital controls

**CONNECTIVITY**



**ERP ENERGY CLASS**

A

A+

A+

A+

(1) Model represents water heater capacity

# Egeo

High performance, connected and cost-effective heat pump water heater with or without coil



## WI-FI CONNECTIVITY



Connect and control your water heater remotely with the **Cozytouch** application

## HEAT PUMP WATER HEATER

MODELS 200 & 250 (Floor-standing)

MODELS 250 with coil (Floor-standing)



### + COMFORT

- Low noise level (54 dB) for better comfort and integration
- Easy programming with quick mode selection
- Boost mode generates maximum heating for extra water needs
- Connectivity & remote control via the Cozytouch application

### + DURABILITY

- ACI hybrid anti-corrosive protection
- Diamond-quality glass lining for long life and reliability
- Pressure relief valve
- Dielectric union
- Specific lip gasket to prevent rust around the flange

### + INSTALLATION

- Ideal solution for an electric water heater replacement: no need to modify the electrical switchboard
- Next-generation cover attached with screws for easier opening and closing

### + ENERGY SAVINGS

- New R290 refrigerant for higher energy savings
- Eco+ self learning mode to provide the right amount of hot water when needed
- Monitor water & electricity use with the Cozytouch application
- Absence mode: generates energy savings when away from home



### + USER-FRIENDLY

- Ergonomic digital interface with heating indicator, operating modes and smart functions

**1 Wi-Fi connectivity**

**2 Waterdrop LED indicator:** amount of hot water ready to use

**3 Absence mode:** anti-frost position (7 °C)

**4 Manual mode:** required hot water amount selection

**5 Eco+ mode:** automatic operation based on daily consumer practices

**6 QR code** for easy pairing with Cozytouch



Steatite TECHNOLOGY



- 1 Heat pump
- 2 Air inlet / outlet
- 3 **DIAMOND-QUALITY ENAMEL TANK** for long life and reliability
- 4 **ACI HYBRID** anti-corrosive protection
- 5 Sheathed stainless steel heating element
- 6 Electronic regulation for temperature control accuracy

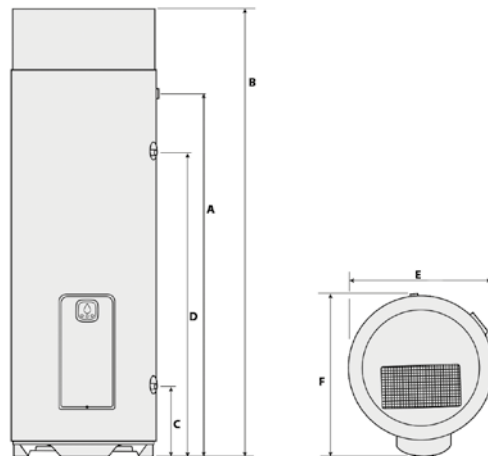


Patented ACI hybrid technology guarantees you:

- + Permanent tank protection for all water types
- + Limited scaling and easy maintenance
- + Immediate, permanent protection thanks to the combined continuous current generated by the titanium anode and magnesium

### Installation dimensions

Model	Dimensions (mm)					
	A	B	C	D	E	F
200	1180	1529	277	959	575	636
250	1432	1782	277	1199	575	636
250 (with coil)	1432	1782	277	1199	575	636



### Technical specifications

Model	Voltage (V)	Maximum total power consumed by the device (W)	Power consumed by electric heating (W)	COP at 15 °C (ambient)	V40 ErP (L)	Heating time from 15 °C to 51 °C (ambient installation 15 °C air) (H)	Acoustic power (db(A))	Refrigerant fluid	Net weight without coil (kg)	ErP class
200	230	2250	1800	2.4	270.5	3h42	54	R290	64	A
250	230	2250	1800	2.66	336.6	4h34	54	R290	71	A
250 L (with coil)	230	2250	1800	2.5	337.9	4h35	54	R290	82	A



RENEWABLE ENERGY WATER HEATERS

ELECTRIC ROOM HEATING

ACTIVE HEAT CONVECTORS

HD HEATING PANEL

EXTENSIVE HEAT PANEL

GENTLE HEAT RADIATORS

BATHROOM HEATING

COMPACT BATHROOM HEATERS

BATHROOM RADIATORS

# Calypso VM

Highly efficient wall-mounted heat pump water heater



## HEAT PUMP WATER HEATER

MODELS 100 TO 150  
(Vertical wall-mounted)



## CONNECTIVITY



Manage and tailor your water heater to your needs remotely with the **Cozytouch** application



**Cozytouch Bridge** required

### + COMFORT

- Connectivity & remote control via the Cozytouch application
- Auto function for smart operation
- Comfort thanks to electric back-up

### + DURABILITY

- ACI hybrid anti-corrosive system
- Steatite technology: ceramic dry heating element protected by a sleeve for limited scaling and easy maintenance
- Diamond-quality glass lining for long life and reliability
- Pressure relief valve
- Dielectric union
- Specific lip gasket to prevent corrosion around the flange

### + INSTALLATION

- Easy installation with optimised wall brackets

### + ENERGY SAVINGS

- Smart energy consumption control
- Energy savings using high-performance heat pump
- CFC-free high-density insulation around tank for higher energy savings
- Photovoltaic connection to benefit from free solar energy
- High-efficiency water inlet



### + USER-FRIENDLY

- Intuitive digital control panel with built-in daily programming and a range of modes that can be selected

- 1 User-friendly digital screen
- 2 Direct access to menu
- 3 Direct access to Boost mode
- 4 Navigation buttons
- 5 Validation button
- 6 Back button



- 1 Evaporator
- 2 High-efficiency heat pump with wide temperature range
- 3 **DIAMOND-QUALITY GLASS LINING** for long life and reliability
- 4 Enamel-coated sleeve and **STEATITE HEATING ELEMENT**
- 5 Air inlet/outlet
- 6 **ACI HYBRID ANTI-CORROSIVE PROTECTION**



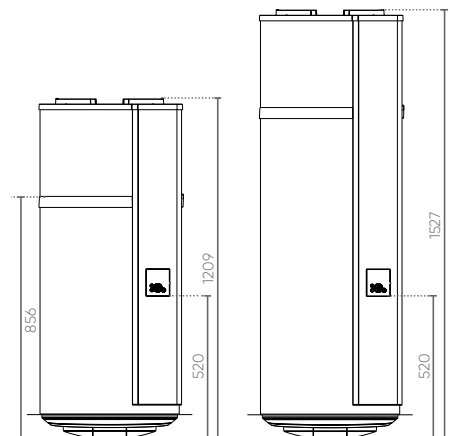
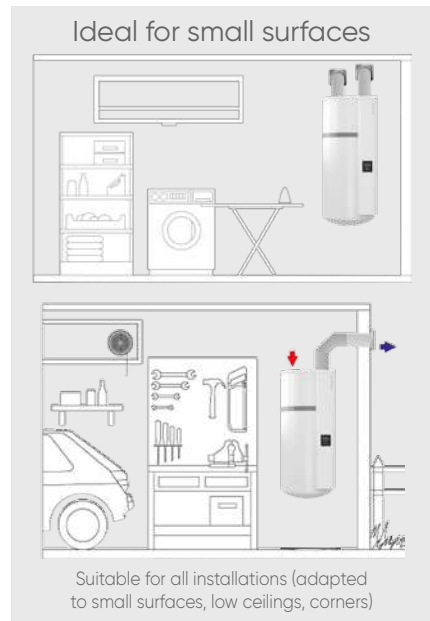
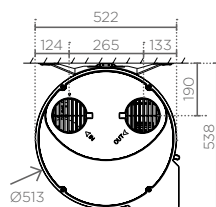
Patented ACI hybrid technology guarantees you:

- + Permanent tank protection for all water types
- + Limited scaling and easy maintenance
- + Immediate, permanent protection thanks to the combined continuous current generated by the titanium anode and magnesium

### Technical specifications

Specifications	Model	
	100	150
Design	Wall-mounted	Wall-mounted
Configuration	Ambient/Ducted	Ambient/Ducted
Tank protection	ACI hybrid	ACI hybrid
Heating element	Steatite	Steatite
Dimensions (height x width x depth) (mm)	1209 x 522 x 538	1527 x 522 x 538
Weight (kg)	57	66
Electrical connection (V/Hz)	230/50	230/50
Total maximum power (W)	1550	2150
Maximum heat pump power (W)	350	350
Power electric heating element (W)	1200	1800
Heat pump water temperature range	50 to 62°C	50 to 62°C
Heat pump air temperature range	-5 to 43°C	-5 to 43°C
COP (at T <sub>air</sub> = 7°C ducted, T <sub>water</sub> from 15°C to 53°C)	2.66 <sup>(1)</sup>	3.05 <sup>(1)</sup>
COP (at T <sub>air</sub> = 15°C ambient T <sub>water</sub> from 15°C to 53°C)	2.88 <sup>(1)</sup>	3.28 <sup>(1)</sup>
Acoustic power ErP (dB(A)) in ducted configuration	45	45
Acoustic power ErP (dB(A)) in ambient configuration	50	50
Heating time (at T <sub>air</sub> = 7°C)	6h47 <sup>(1)</sup>	10h25 <sup>(1)</sup>
V40 ErP (L)	126	196
ErP class	<b>A+</b>	<b>A+</b>
Profile	M	L
Connectivity IO	YES	YES
Input PV	YES	YES

(1) Compliant with EN 16147 conditions



# Calypso Split Inverter

Wall-mounted or floor-standing heat pump water heater with outdoor compressor unit



## HEAT PUMP WATER HEATER

MODEL 200 (Vertical wall-mounted)

MODEL 270 (Floor-standing)



## CONNECTIVITY



Connect and control your heat pump water heater remotely using the **Cozytouch** application



**Cozytouch Bridge** required

### + COMFORT

- Connectivity & remote control using the Cozytouch application
- High efficiency due to Inverter technology
- Low noise level for installation in living areas
- Auto function for smart control
- Comfort thanks to electric back-up

### + DURABILITY

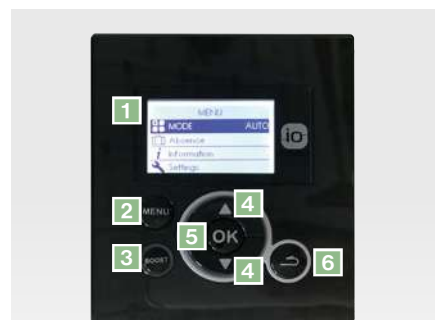
- ACI hybrid anti-corrosive protection
- Steatite Technology: ceramic heating element protected by a sleeve to limit scaling
- Diamond-quality glass lining for long life and reliability
- Pressure relief valve
- Dielectric union
- Specific lip gasket to prevent corrosion around the flange

### + INSTALLATION

- Space-saving solution for installation even in small rooms thanks to outdoor unit
- Easy mounting for wall fixation
- Installation recommended in geographies with temperatures ranging from -15 to 37°C

### + ENERGY SAVINGS

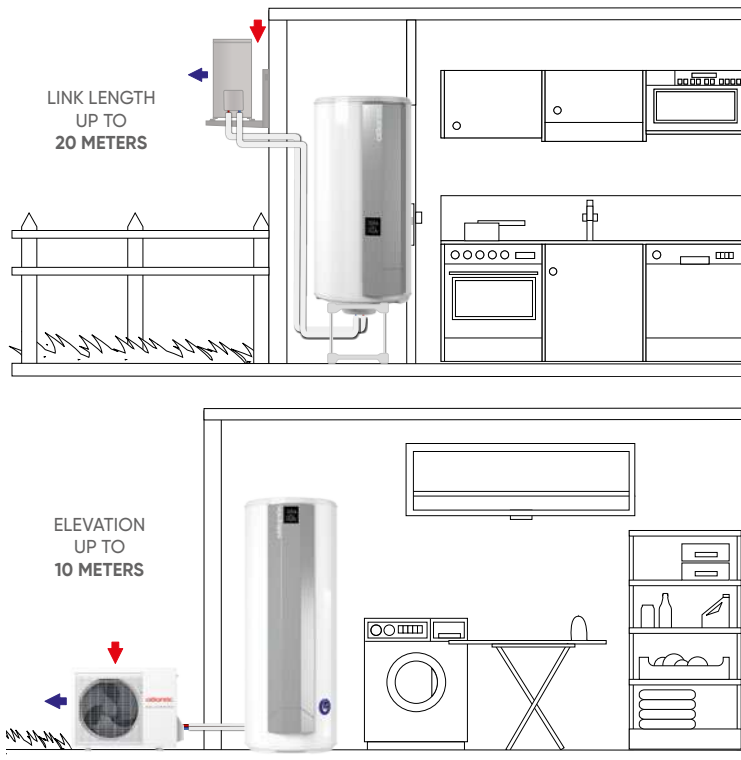
- Smart energy consumption control
- Energy savings using high-performance heat pump
- CFC-free high-density insulation around tank for higher energy savings
- High-efficiency water inlet



### + USER-FRIENDLY

- Intuitive digital control panel with built-in daily programming and a range of modes that can be selected

- 1 User-friendly digital screen
- 2 Direct access to menu
- 3 Direct access to Boost mode
- 4 Navigation buttons
- 5 Validation button
- 6 Back button

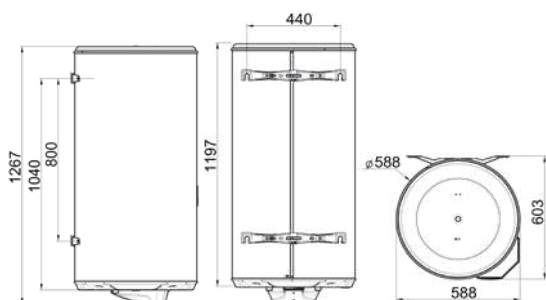


Patented ACI hybrid technology guarantees you:

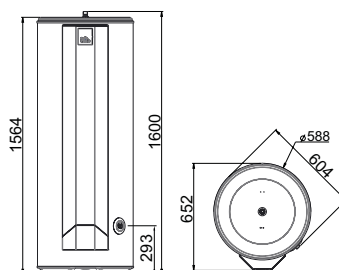
- ⊕ Permanent tank protection for all water types
- ⊕ Limited scaling and easy maintenance
- ⊕ Immediate, permanent protection thanks to the combined continuous current generated by the titanium anode and magnesium

### Technical specifications

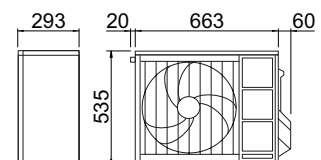
Specifications	Wall-mounted	Floor-standing	Outdoor unit
Model	200	270	-
ErP class	<b>A+</b>	<b>A+</b>	-
Profile	L	XL	-
V40 ErP [L]	259	348	-
Voltage frequency [V/Hz]	230/50	230/50	230/50
Maximum heat pump power consumption [W]	-	-	1100
Heating element power [W]	1800	1800	-
COP (at Tair = 7°C)	2.90 [L]	3.29 [XL]	-
Heating time (at Tair = 7°C)	3h02	4h26	-
Refrigerant fluid	-	-	R410A
Refrigerant fluid load [g]	-	-	850
Acoustic power [dB(A)]	-	-	58
Dimensions (height x width x depth) [mm]	1284 x 580 x 609	1618 x 580 x 648	535 x 743 x 293
Weight [kg]	55	66	26



VERTICAL WALL-MOUNTED 200



FLOOR-STANDING 270



OUTDOOR UNIT



# Explorer

High-performance heat pump water heater with or without coil



## HEAT PUMP WATER HEATER

MODELS 200 TO 270  
(Floor-standing)



## CONNECTIVITY



Connect and control your heat pump water heater remotely using the **Cozytouch application**



**Cozytouch Bridge** required

### + COMFORT

- Capable of producing hot water using several different energy types : heat pump, electric back-up, boiler and solar (thermal and photovoltaic)
- Wide heat pump temperature range (-5 to 43°C)
- Household-friendly noise level (53 dB(a))
- Comfort using electric back-up
- Re-circulation connection to provide comfort on all points-of-use (versions with coil only)
- Can be tilted down on one side for easy transport
- Remote control via your smartphone using the Cozytouch application

### + DURABILITY

- ACI hybrid anti-corrosive protection
- Steatite technology: ceramic dry heating element protected by a sleeve for limited scaling and easy maintenance
- Diamond-quality glass lining for long life and reliability
- Pressure relief valve
- Dielectric union
- Specific lip gasket to prevent rust around the flange

### + INSTALLATION

- Easy to install with adjustable & ducted air inlet/outlet and adjustable feet

### + ENERGY SAVINGS

- High efficiency thanks to a COP > 3\*
- Photovoltaic mode automatically chooses solar energy to produce a store of hot water, maximising own energy consumption (set lower Twater overnight)
- Large coil optimised for fast heating, adapted to low-temperature devices (versions with coil only)
- More environmentally friendly R513A refrigerant (vs. R134A refrigerant)
- CFC-free high-density insulation for higher energy savings
- High-efficiency water inlet



### + USER-FRIENDLY

- Digital control panel with built-in day-to-day programming and a range of modes that can be selected

- 1** Menu button with access to general information, energy consumption and mode selection (Boost, Auto, Manual, Absence)
- 2** Control knob for temperature adjustments
- 3** Temperature selection button
- 4** Return to previous screen view
- 5** Graphical display of active mode and energy consumption statistics





- 1 Evaporator
- 2 High-efficiency heat pump with wide temperature range
- 3 Intuitive control panel
- 4 DIAMOND-QUALITY ENAMEL
- 5 ENAMEL-COATED SLEEVE AND STEATITE HEATING ELEMENT
- 6 Coil (1.2 m<sup>2</sup>): Solar mode & Boiler mode
- 7 Adjustable air inlet/outlet (360°)
- 8 ACI HYBRID ANTI-CORROSIVE PROTECTION
- 9 Adjustable feet



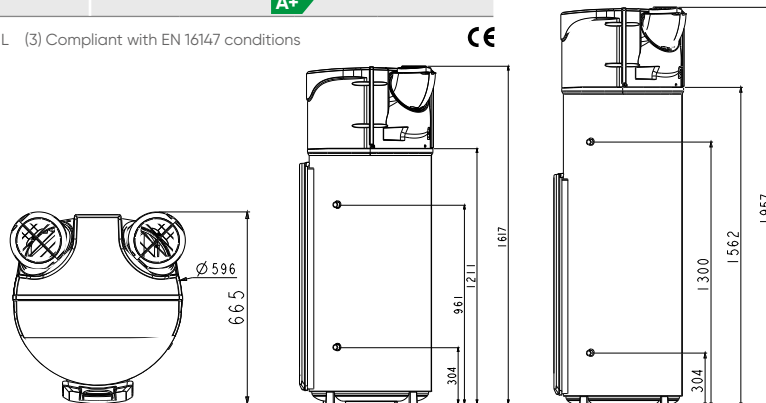
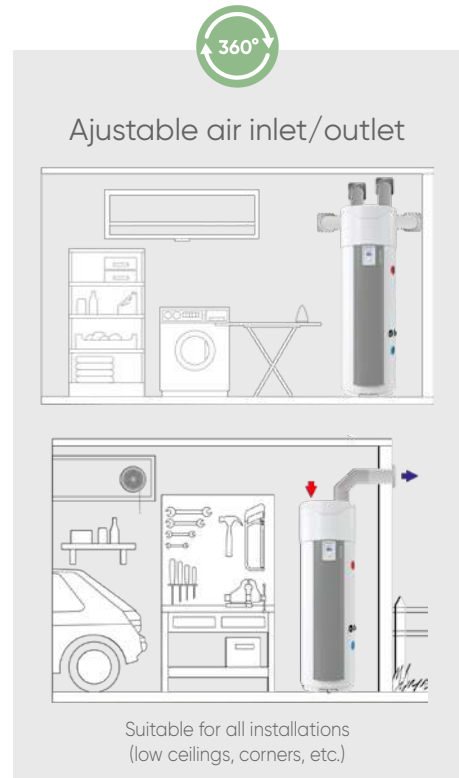
Patented ACI hybrid technology guarantees you:

- + Permanent tank protection for all water types
- + Limited scaling and easy maintenance
- + Immediate, permanent protection thanks to the combined continuous current generated by the titanium anode and magnesium

### Technical specifications

Specifications	Model			
	200	200 <sup>(1)</sup> With coil	270	270 <sup>(2)</sup> With coil
Dimensions (height x width x depth) (mm)	1617 x 620 x 665		1957 x 620 x 665	
Net weight (kg)	80	97	92	111
Rated water pressure (bars)	8			
Electrical connection (V/Hz)	230V single phase/50 Hz			
Maximum total power consumed by the device (W)	2500			
Maximum power consumed by the heat pump (W)	700			
Power consumed by electric back-up (W)	1800			
Water temperature range by heat pump (°C)	50 to 62°C			
Heat pump air temperature range of use (°C)	-5 to +43°C			
Vacuum air flow (ambient installation) (m <sup>3</sup> /h)	390			
Acoustic power (dB(A))	53			
Refrigerant fluid R513A capacity (kg)	0.8		0.86	
Coil surface (m <sup>2</sup> )	1.2			
Heating up time (at Tair 7°C)	7h52	7h53	10h49	10h52
V40 (at Tair 7°C)	265	261	356	358
COP at Tair 7°C <sup>(3)</sup> (ducted installation)	2.8	2.8	3.2	3
COP at Tair 15°C <sup>(3)</sup> (ambient)	3.1	3.1	3.5	3.5
COP at Tair 20°C <sup>(3)</sup> (ambient)	3.2	3.3	3.8	3.8
Recirculation connection	Available for models with coil			
Profile	L		XL	
ErP class	A+			

(1) ErP capacity is 195 L (2) ErP capacity is 260 L (3) Compliant with EN 16147 conditions



\*For Explorer 270 at Tair 7°C

# Heat pumps water heater smart functions & features



## AUTO MODE

With Auto mode, heat pump water heaters fit perfectly into your life, learning your habits from one week to another and memorising them to provide you with everyday comfort by anticipating your needs, along with optimised energy savings.



## CONNECTIVITY

Heat pump water heaters are compatible with Cozytouch technology (learn more on p.6) for remote control using a smartphone or tablet. With Cozytouch, you can monitor your appliance in real time (setting temperatures, monitoring electricity use, etc.) and tailor your everyday comfort, security and energy consumption to your standards. Cozytouch gives you complete control over your daily comfort and your energy-saving requirements.



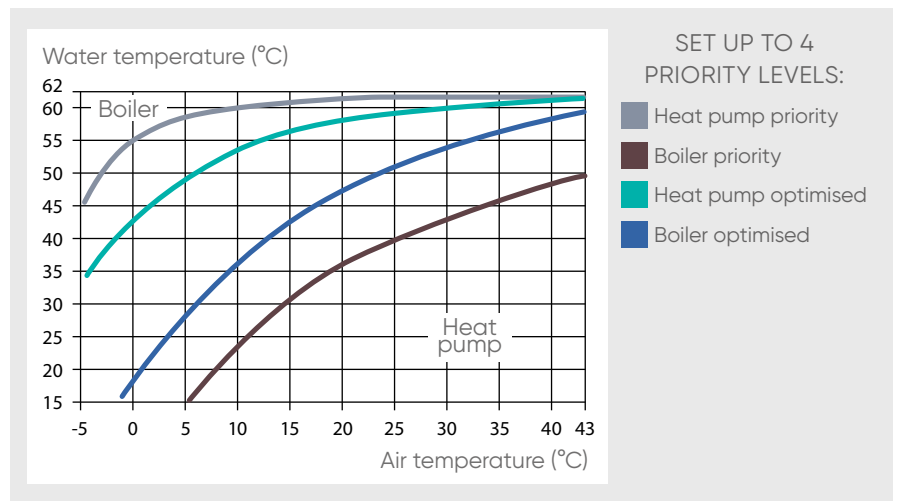
Cozytouch



## SMART ENERGY\*

When connected to a boiler system, Explorer activates its Smart Energy function, which helps choose the right energy source at the right moment, factoring in the air and water temperature, by calculating its energy consumption.

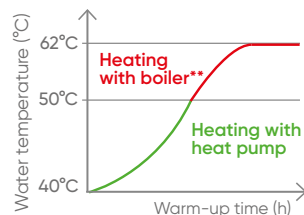
**Therefore, Smart Energy grants the most efficient and cost-effective Explorer performance when connected to a boiler system.**



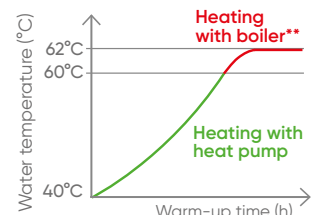
### HEATING CYCLE EXAMPLES AT 2 DIFFERENT AIR TEMPERATURE conditions with pre-selected HEAT PUMP OPTIMISED mode



AMBIENT AIR AT 5°C



AMBIENT AIR AT 25°C



\*Model with coil only. \*\*Heating with electric back-up if boiler is off



## PHOTOVOLTAIC COMPATIBILITY

Thanks to photovoltaic compatibility, heat pump water heaters are open to Smart Grid technology.



Combined with a photovoltaic installation, heat pump water heaters give you free energy storage, since photovoltaic panels collect free solar energy and send it to the heat pump water heater for storage and use.

Therefore, solar and heat pump energy allow you to heat water at no cost, as well as supplying free energy to domestic appliances, no matter the weather.

- More energy savings on all of your installed appliances
- Free energy storage
- Low-consumption water heater that offers continuous energy savings, no matter the weather
- Use of solar and heat pump energy to heat water at no cost, and to supply free energy to domestic appliances
- A specific connection to automatically switch to photovoltaic energy when available



## PHOTOVOLTAIC MODE

When activated, this mode allows Explorer to use free solar energy to produce hot water. Photovoltaic mode maximises consumption of your own energy thanks to 3 features:

- During the night, set temperature is reduced to 45°C, allowing Explorer to use less energy to heat water.
- During the day, when a photovoltaic signal is detected, Explorer uses the solar energy to produce a store of hot water at the maximum set temperature (62°C).
- If no photovoltaic signal is detected, Explorer gets back to its previous mode to heat water.

## Typical operation of solar installation



Solar energy is collected by the photovoltaic panels and sent to the inverter to adapt to all of the installed household appliances **1**

Electricity is then sent to the working domestic appliances or to the power grid **2**  
Explorer is working on the power grid supply (normal electricity supply) **3**



RENEWABLE ENERGY WATER HEATERS

ELECTRIC ROOM HEATING

ACTIVE HEAT CONNECTORS

HD HEATING PANEL

EXTENSIVE HEAT PANEL

GENTLE HEAT RADIATORS

BATHROOM HEATING

COMPACT BATHROOM HEATERS

BATHROOM RADIATORS

# Installation accessories

➤ Atlantic offers a wide range of accessories that facilitate installation, improving water heater integration into surroundings

## VERTICAL WALL-MOUNTED VERSIONS

### + OPTIFIX

Easy and quick mounting and replacement



- Adapted to replace main brands of water heaters already installed
- Fitted for easy installation even in hard-to-reach locations
- No need to drill new holes
- Safe and robust installation of the new water heater includes all components required for installation (wall plate and bolts)

#### Compatible with

- Ego, O'Pro+, O'Pro Turbo, Steatite & O'Pro Small, O'Pro models from 10 to 100

#### Properties

- 36 cm width
- Galvanised steel

### + QUICK-FITTING PLATE

- Ideal for confined spaces, the appliance is attached to this support
- Easy to fit the appliance in corner locations
- Saves fitting time, no need to have access for screwing to the wall

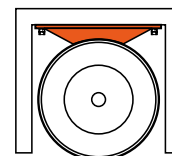


#### Compatible with

- Zeneo wall-mounted
- O'Pro Central Domestic wall-mounted

#### Properties

- Model 50 to 100 = 1 plate
- Model 150 to 200 = 2 plates



### + UNIVERSAL STAND

- Designed for easy access to water heater's fittings
- Designed to easily install the safety pressure valve, cold & hot inlets/outlets
- Ideal where there is no load-bearing wall
- Adjustable height
- Can be fitted with stabiliser feet



#### Compatible with

- Zeneo wall-mounted,
- O'Pro Central Domestic wall-mounted
- Calypso

#### Properties

- Width and length: 50 cm
- Height: 55 cm
- Bearing weight 3.4 kg



### + UNIVERSAL WALL FASTENER

- Simplified replacing of old water heaters
- No sealing or fixing to be redone = saves time when installing
- Old fixings from any water heater brand can be re-used, with no need to drill new holes



#### Compatible with

- Zeneo wall-mounted
- O'Pro Central Domestic wall-mounted

## HORIZONTAL WALL-MOUNTED & FLOOR-STANDING WATER HEATERS

### + UNDER CEILING BELT

- Mandatory for ceiling installation
- Allows the appliance to slide a few centimetres when positioning it in place



#### Compatible with

- O'Pro Central Domestic wall-mounted


### + RISER

- Helps with pipes installation
- Optimum solution when you need clear space below the appliance



#### Compatible with

- Zeneo floor-standing
- O'Pro Central Domestic floor-standing



## ACI HYBRID WATER HEATER KITS

### + TRI 400 V KIT FOR ACI

- Kit to transform single-phase water heaters into 3-phase water heaters.

#### Compatible with

- Zeneo



### + AGRO KIT (ACI HYBRID ONLY)

- Thermostat for agricultural or tertiary use (product warranty modified)

#### Compatible with

- Zeneo

## EASYRACCORD



### + EASYRACCORD HYDRAULIC CONNECTION

- Easy hydraulic connection thanks to the mobility of both parts. Easier workpiece clamping from nut-shaped steel part.

#### Compatible with

- Zeneo
- Calypso

# ELECTRIC ROOM HEATING

A full range of sizes and styles designed for any room



## ACTIVE HEAT CONVECTORS


---



p.108

## HD HEATING PANEL

---




p.116



## EXTENSIVE HEAT PANEL

---



p.118

## GENTLE HEAT RADIATORS

---



p.122

ELECTRIC ROOM  
HEATING

ACTIVE HEAT  
CONVECTORS

HD HEATING  
PANEL

EXTENSIVE  
HEAT PANEL

GENTLE HEAT  
RADIATORS

BATHROOM  
HEATING

COMPACT  
BATHROOM  
HEATERS

BATHROOM  
RADIATORS

# Room heating the right choice



## 4 MAIN BENEFITS of Atlantic room heating

1



### DURABILITY

By selecting quality materials and sleek assembly, we create devices that will stand the test of time.

2



### COMFORT

Thermal comfort is essential to everyone's well-being. Atlantic's heating experts develop thermal comfort solutions to cater to your every single need.

3



### ENERGY SAVINGS

Energy savings generated through optimised controls & smart functions that grant users comfort with a maximum level of energy savings.

4



### DESIGN

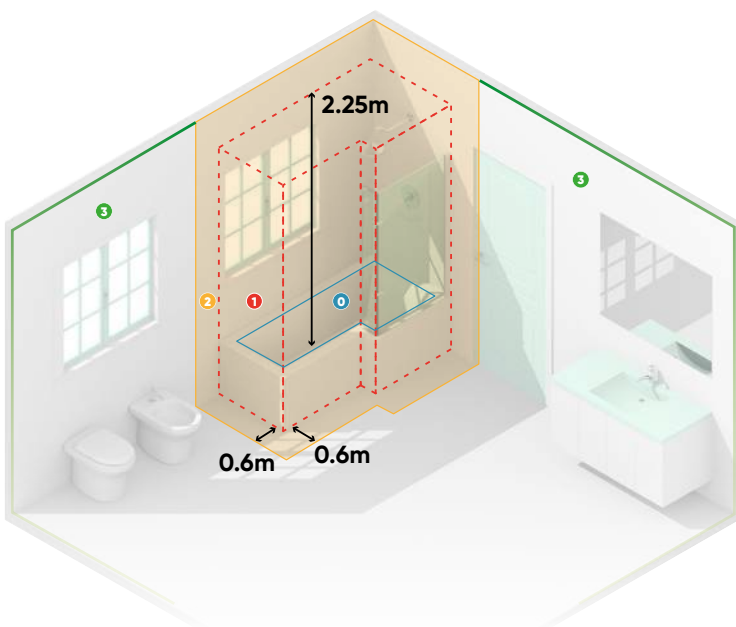
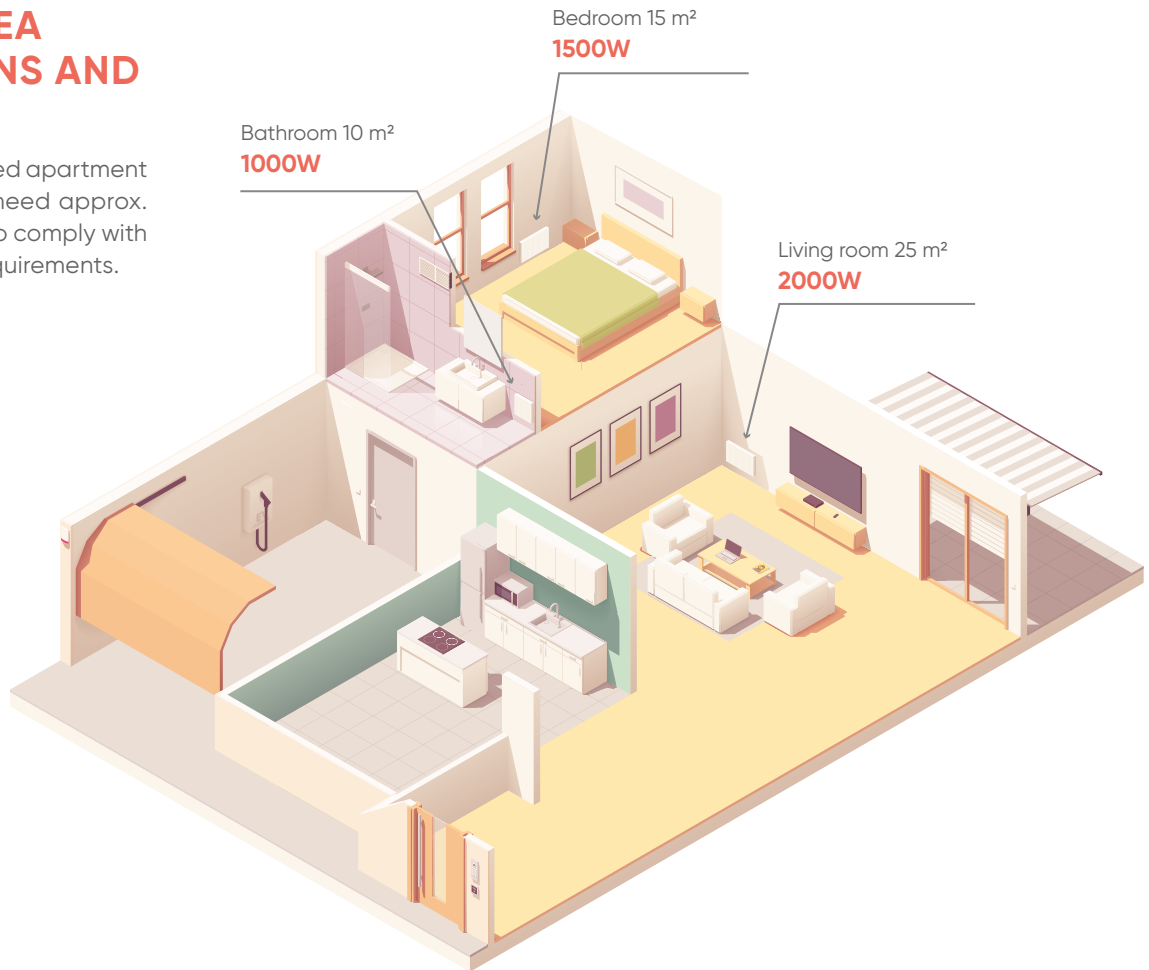
A combination of attractive design, high-quality materials and smart engineering to create a stylish & aesthetically pleasing environment.



# Selecting the right appliance

## FLOOR AREA DIMENSIONS AND POWER

With a well insulated apartment or room, you will need approx. 1000 W per 10 m<sup>2</sup> to comply with the latest local requirements.



## USER PROTECTION AND SAFETY


The ingress protection (IP) rating of a panel heater must also be considered when choosing its location. Atlantic panel heaters have a high IP index of up to IP 24 and can be installed in areas 2 or 3 of your bathroom, depending on the country regulations. Atlantic products' IP index guarantees safe operation.

# Heating modes and technologies for different needs

## HEATING MODES AND TECHNOLOGIES FOR DIFFERENT NEEDS


### ACTIVE HEAT - Electric convectors

Aluminium heating element with a diffuser for active heating. Cold air circulates through the appliance and is heated up. Free convection distributes the heat throughout the room.



### EXTENSIVE HEAT - Electric panels

Black-painted extruded large surface aluminium heating element for extensive heating. The large aluminium plates provide an extensive level of comfort and perceived comfort. Such products are recommended for "day rooms" (i.e., living room) or areas with high ceilings.



### GENTLE HEAT - Electric radiators

Combination of extruded aluminium plates, cast iron and heating films or fluid technology for gentle, comfortable heating. These models offer a low surface temperature, providing gentle, evenly spread and long-lasting heat.




## HEATING ELEMENTS

Atlantic uses different types of heating elements to providing its clients with best-in-class comfort.



Light, modern and fast-reacting aluminium is the ideal solution for anyone who wants a **quick temperature rise**.



These appliances surround you with continuous gentle heat similar to central heating, due to their capacity **to store heat and release it gradually without drying the ambient air**.



These appliances provide a **lasting and gradual feeling of warmth** in the room due to the cast iron element and the heating cable on the front panel.

## ENERGY-SAVING TECHNOLOGIES



### Connectivity & remote control

With the Atlantic Cozytouch application, you can control your appliances remotely and easily track the electricity consumption of all connected products.



Cozytouch



### Open/closed window detection

Open and closed window sensors mean the appliance shuts off automatically to avoid unnecessarily heating the room. The appliance automatically resumes its original programming when it detects closed windows.



### Smart Pilot

One simple move, and the panel heater takes care of everything. With the Smart Pilot function, the appliance automatically adapts to the user's lifestyle, to easily achieve optimum comfort and maximum energy savings.

Smart Pilot

- + **Memorises the user's daily lifestyle by**
  - Identifying & memorising when the user is at home
  - Conducting a weekly fine-tuned analysis
- + **Anticipates heating** based on the user's lifestyle, ensuring that the room is already at the right temperature upon arrival
- + **Adapts to unforeseen events** with presence and opened window detection, to maintain user comfort



### What are the ErP regulations for **electric heating products**?












Effective since **1 January 2018**, in an effort **to optimise energy savings on CE marked products, the ErP** ("Energy-related Products") regulations **apply to all electric heating products**: convectors, extensive heat panel heaters, radiators and bathroom radiators. ErP regulations are based on **a calculation of energy efficiency (Ns)**.

The two main criteria to calculate energy efficiency (Ns) are:

- **Regulation performance:** From basic mechanical thermostat to digital weekly programmer.
- **Advanced features presence:** Such as presence/absence detection, remote control or open window detection.























# Electric room heating

Heat up any atmosphere by adapting to your lifestyle, even when you sleep... Discover our range of heating solutions designed for all budgets, all areas and all of your needs.

	ACTIVE HEAT CONVECTORS				HD HEATING PANELS
					
	<b>F617</b> P. 108-109	<b>F127</b> P. 108-109	<b>F19 DESIGN</b> P. 110-111	<b>F119 DESIGN</b> P. 112-113	<b>F120 DESIGN</b> P. 114-115
<b>OUTPUT (W)</b>	500/750/1000/1250/1500/2000		500/1000/1500/2000/2500	500/1000/1500/2000/2500	500/1000/1500/2000/2500
<b>MODELS</b>					
<b>HEATING TECHNOLOGY</b>	Sheathed element+ aluminium diffuser		Sheathed element + aluminium diffuser	Sheathed element + aluminium diffuser	Sheathed element + aluminium diffuser
<b>CONTROLS</b>	Control knob + cursor	LCD digital controls	Control knob	Control knob + cursor	Digital controls
<b>THERMOSTAT</b>	Electronic		Mechanical	Electronic	Electronic
<b>CONNECTIVITY</b>	-	-	-	-	-
<b>SMART PILOT</b>	-	-	-	-	-
<b>PROGRAMMING</b>	-	✓	-	-	✓
<b>OPEN/CLOSED WINDOW DETECTION</b>	-	-	-	-	✓
<b>PRESENCE/ ABSENCE DETECTION</b>	-	-	-	-	-
<b>SAVINGS</b>	-		-	-	



HD HEATING PANELS	EXTENSIVE HEAT PANELS		GENTLE HEAT RADIATORS		
-------------------	-----------------------	--	-----------------------	--	--

					
<b>ALDIS ECOBOOST WI-FI</b> P. 116-117	<b>SOLIUS DIGITAL</b> P. 118-119	<b>SOLIUS WI-FI</b> P. 120-121	<b>ACCESSIO</b> P. 122-123	<b>AGILIA IO</b> P. 124-125	<b>ONIRIS SMART PILOT IO</b> P. 126-127
1000/1500/2000	750/1000/1500/2000	750/1000/1500/2000	300/500/750/1000/1250/1500/2000	500/750/1000/1250/1500/2000	750/1000/1250/1500/2000
					
Sheathed element + aluminium diffuser	Aluminium extensive diffuser	Aluminium extensive diffuser	Heat-conducting fluid	Double heating element	Double heating element
LCD digital controls	Digital controls	LCD digital controls	LCD digital controls	LCD digital controls	LCD digital controls
Electronic	Electronic	Electronic	Electronic	Electronic	Electronic
	-		-		
-	-	-	-	<b>Smart Pilot</b>	<b>Smart Pilot</b>
✓	✓	✓	✓	✓	✓
-	✓	-	✓	✓	✓
✓	-	-	-	✓	✓
					

ELECTRIC ROOM HEATING

ACTIVE HEAT CONNECTORS

HD HEATING PANEL

EXTENSIVE HEAT PANEL

GENTLE HEAT RADIATORS

BATHROOM HEATING

COMPACT BATHROOM HEATERS

BATHROOM RADIATORS

# F617/F127

Traditional French active heat convector with user-friendly controls



## ACTIVE HEAT CONVECTOR



MODELS 500 TO 2000W



### + COMFORT

- Easy prog: 24/7, programme your device adapting to your daily lifestyle for greater comfort (F127)
- Sheathed heating element with an aluminium diffuser for active heating

### + DESIGN

- Front air outlet wings
- Available model:
  -  Horizontal
- Colour:
  -  White (RAL 9016)

### + INSTALLATION

- Class II and IP 24 protection with dual electric insulation for the greatest safety
- Easy to install: H-shaped vertical support, which can also be used as an installation template

### + ENERGY SAVINGS

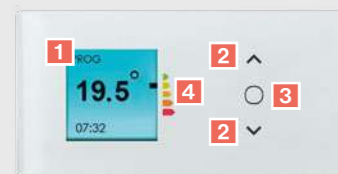
- High-precision electronic thermostat
- **F127:** Energy Consumption Indicator on LCD Control Panel



### + USER-FRIENDLY

#### F617:

- Mode-setting cursor and control knob
  - Modes: Comfort, Eco, Anti-Frost, Off
- 1 Mode-setting cursor
  - 2 Temperature control knob
  - 3 Heating light indicator



### + USER-FRIENDLY

#### F127:

- Ergonomic LCD digital controls
  - Modes: Manual/Prog
- 1 Temperature and active mode display (Modes: Manual/Prog)
  - 2 Navigation arrows
  - 3 Access to menu/select
  - 4 Energy consumption indicator



## EASY PROG (F127)

- **Manual mode:** sets up the device at the desired temperature, from Off to 30°C.
- **Prog mode:** sets up to 3 periods of Comfort temperature by day (24 hrs) over 7 days. You can also copy and apply a daily programme to other days of the week.



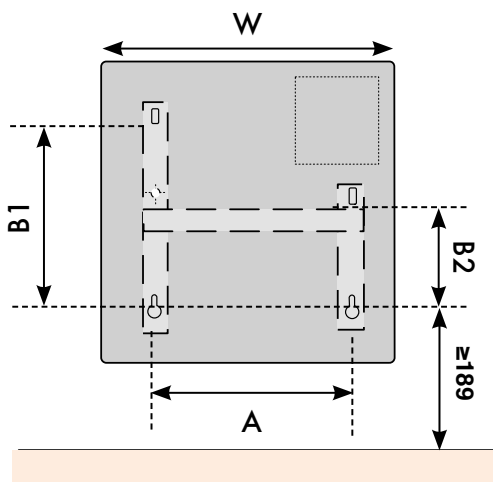
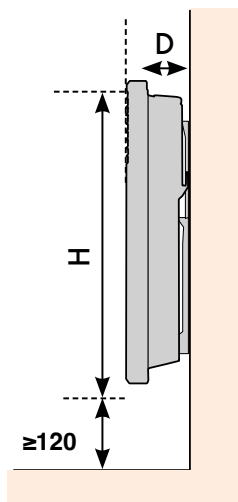
- 1 LCD digital controls
- 2 Air outlet
- 3 Overheating safety device
- 4 SHEATHED HEATING ELEMENT WITH ALUMINIUM DIFFUSER
- 5 SHEATHED HEATING ELEMENT + OVERHEATING SAFETY DEVICE
- 6 Front panel
- 7 Anti-tilt sensor



### Technical specifications

Output (W)	Dimensions (mm)						Net weight (kg)
	Width (W)	Height (H)	Depth (D)	A	B1	B2	
500	370	451	102	121	256	158	3.8
750	370	451	102	121	256	158	4
1000	447	451	102	195	256	158	4.2
1250	517	451	102	269	256	158	5
1500	590	451	102	343	256	158	5.5
2000	740	451	102	491	256	158	6.8

CE Class II IP 24



ACTIVE HEAT CONVECTORS

HD HEATING PANEL

EXTENSIVE HEAT PANEL

GENTLE HEAT RADIATORS

BATHROOM HEATING

COMPACT BATHROOM HEATERS

BATHROOM RADIATORS


# F19 Design

Active heat convector with modern design



## ACTIVE HEAT CONVECTOR

MODELS 500 TO 2500W



### + COMFORT

- Efficient heat distribution across the appliance's surface
- Sheathed heating element with an aluminium diffuser

### + DESIGN

- High-end modern design
- Stamped front air outlet
- Available model:

Horizontal



- Colour:


White (RAL 9016)

### + INSTALLATION

- Class II and IP 24 protection with dual electric insulation for maximum safety
- Easy to install: H-shaped vertical support\*
- Models with plug and standing kit\*\*

### + ENERGY SAVINGS

- Enhanced multi-frequency thermostat



### + USER-FRIENDLY

- Control knob

**1** Temperature control knob

**2** On/Off switch

\*For fixed models only. \*\*Optional, to be purchased separately



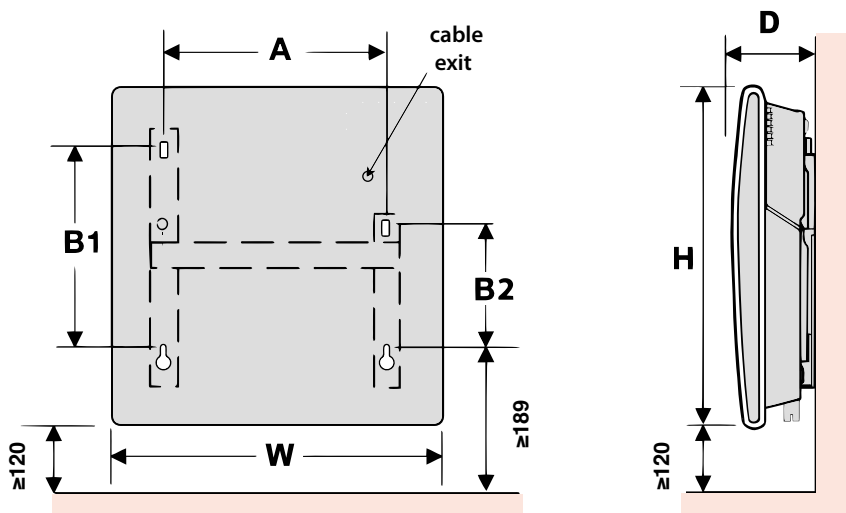
- 1** Control knob
- 2** Air outlet
- 3** OVERHEATING SAFETY DEVICE
- 4** SHEATHED HEATING ELEMENT WITH ALUMINIUM DIFFUSER
- 5** Room temperature sensor
- 6** Front panel
- 7** Anti-tilt sensor



## Technical specifications

Output (W)	Dimensions (mm)						Net weight (kg)
	Width (W)	Height (H)	Depth (D)	A	B1	B2	
500	391	461	114	122	256	158	3.1
1000	465	461	114	196	256	158	3.6
1500	613	461	114	344	256	158	4.5
2000	761	461	114	492	256	158	5.4
2500	909	461	114	640	256	158	6.3

CE Class II IP 24



# F119 Design

Active heat convector with high-precision electronic thermostat



## ACTIVE HEAT CONVECTOR

MODELS 500 TO 2500W



### + COMFORT

- Fast heating through efficient heat distribution across the appliance's surface
- Sheathed heating element with an aluminium diffuser

### + DESIGN

- High-end modern design
- Stamped front air outlet
- Available model:

Horizontal



• Colour:

White (RAL 9016)

### + INSTALLATION

- Extremely safe thanks to Class II, IP 24 protection and dual electric insulation
- Easy to install: H-shaped vertical support\*
- Models with plug and standing kit\*\* (optional)

### + ENERGY SAVINGS

- High-precision electronic thermostat



### + USER-FRIENDLY


- 1 Temperature-setting knob
- 2 Mode-setting cursor
- 3 Heating light indicator

- Modes: Comfort, Eco, Anti-frost, Off, Programme
- Mode-setting cursor and control knob

In order to be ErP/CE-compliant, F119 Design (fixed models) must be installed with centralised weekly programming.

\*For fixed models only. \*\*Optional, to be purchased separately.

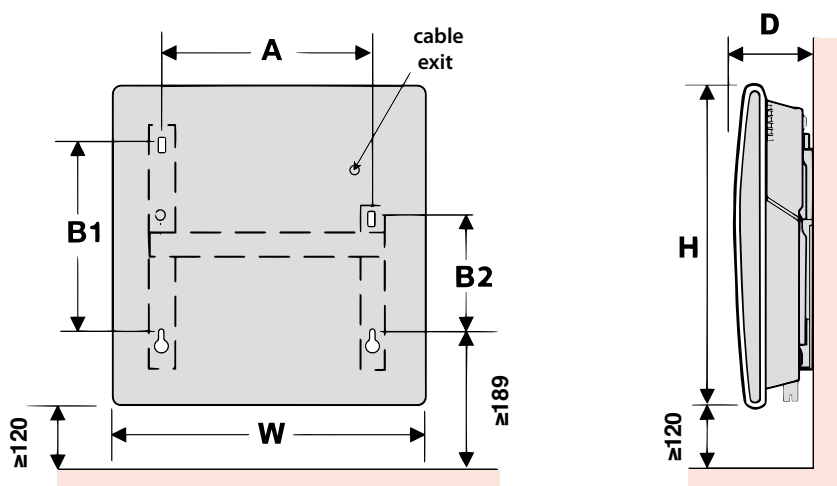
- 1** Control knob
- 2** Mode-setting cursor
- 3** Air outlet
- 4** OVERHEATING SAFETY DEVICE
- 5** SHEATHED HEATING ELEMENT WITH ALUMINIUM DIFFUSER
- 6** Room temperature sensor
- 7** Front panel
- 8** Anti-tilt sensor



## Technical specifications

Output (W)	Dimensions (mm)						Net weight (kg)
	Width (W)	Height (H)	Depth (D)	A	B1	B2	
500	391	461	114	122	256	158	3.1
1000	465	461	114	196	256	158	3.5
1500	613	461	114	344	256	158	4.4
2000	761	461	114	492	256	158	5.3
2500	909	461	114	640	256	158	6.2

CE Class II IP 24




# F120 Design

HD Heating panel with a modern design and easy weekly programming for greater comfort & savings



## HD HEATING PANEL

MODELS 500 TO 2500W



### + COMFORT

- Quick and consistent heat diffusion thanks to even heat distribution across the appliance's surface
- Sheathed heating element with an aluminium diffuser

### + DESIGN

- Upscale and modern design that easily blends in with any home interior
- Stamped front air outlet
- Available model:
  - Horizontal
  - Vertical
- Colour:
  - White (RAL 9016)

### + INSTALLATION

- Extremely safe thanks to Class II, IP 24 protection and dual electric insulation
- Easy to install: H-shaped vertical support

### + ENERGY SAVINGS

- High-precision electronic thermostat
- Weekly programming on a free daily basis & electronic regulation
- Open window detection



### + USER-FRIENDLY

- Digital display with 3 heating modes: Eco/ Comfort/ Prog

- 1 Comfort mode:** temperature can be regulated from 12°C to 28°C/ at 7°C (anti-frost)/OFF
- 2 Eco mode:** temperature can be regulated from 10°C to 19°C/ at 7°C (anti-frost)/OFF
- 3 Prog mode:** adjustable temperature setting per day & hour

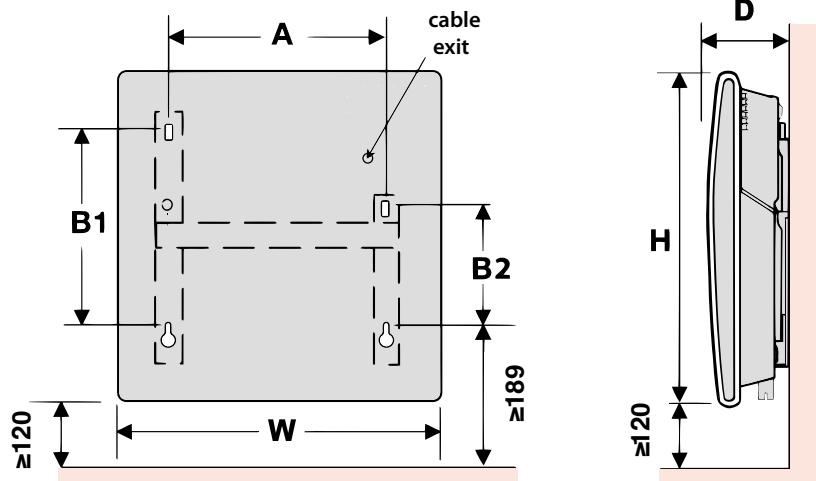
- 1** Digital display
- 2** HIGH ACCURACY ELECTRONIC THERMOSTAT
- 3** Air outlet
- 4** OVERHEATING SAFETY DEVICE
- 5** SHEATHED HEATING ELEMENT WITH ALUMINIUM DIFFUSER
- 6** Room temperature sensor
- 7** Front panel



### Technical specifications

Output (W)	Dimensions (mm)						Net weight (kg)
	Width (W)	Height (H)	Depth (D)	A	B1	B2	
500	391	461	114	122	256	158	3.1
1000	465	461	114	196	256	158	3.7
1500	613	461	114	344	256	158	4.6
2000	761	461	114	492	256	158	5.5
2500	909	461	114	640	256	158	6.2

CE Class II IP 24



# Altis Ecoboost Wi-Fi

Premium HD heating panel with Ecoboost functions



## HD HEATING PANEL

MODELS 1000 TO 2000W



## WI-FI CONNECTIVITY



Connect and control your heating appliance remotely with the **Cozytouch application**

### + COMFORT

- Even heat distribution across the appliance's surface for faster heating and more comfort
- Easy 24/7 prog combined with Ecoboost: programme your device adapting to your daily lifestyle
- Sheathed heating element with an aluminium diffuser
- Remote control via the Cozytouch application

### + DESIGN

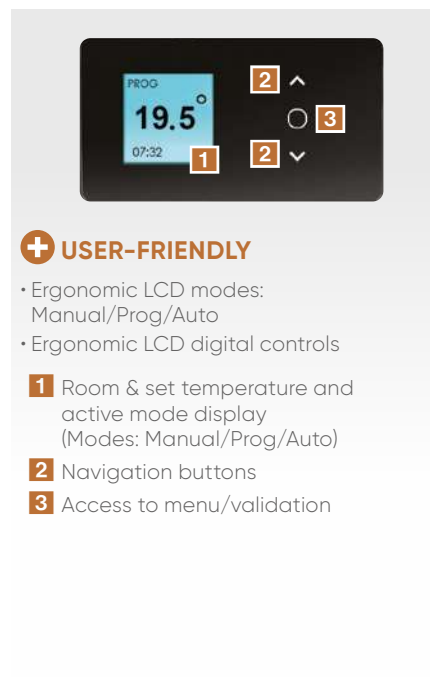
- Premium HD heating panel
- Front air outlet wings
- Available model:
  - Horizontal
- Colour:
  - White (RAL 9016)

### + INSTALLATION

- Class II and IP 24 protection with dual electric insulation for the greatest safety
- Easy to install: H-shaped vertical support
- Model with plug and standing kit (optional)\*

### + ENERGY SAVINGS

- Auto/Boost function works with absence/presence sensor to reduce energy consumption
- High-precision electronic thermostat
- Electricity use monitoring via the Cozytouch application

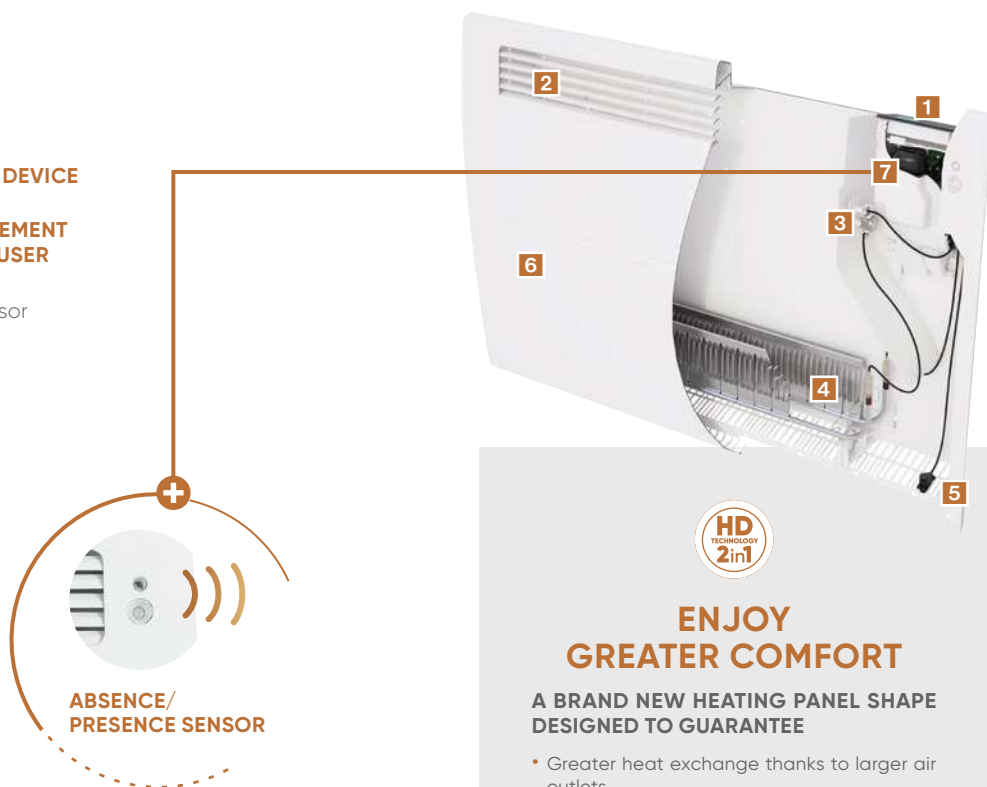


### + USER-FRIENDLY

- Ergonomic LCD modes: Manual/Prog/Auto
- Ergonomic LCD digital controls
- 1** Room & set temperature and active mode display (Modes: Manual/Prog/Auto)
- 2** Navigation buttons
- 3** Access to menu/validation

\*Optional, to be purchased separately.

- 1 LCD digital controls
- 2 Air outlet
- 3 OVERHEATING SAFETY DEVICE
- 4 SHEATHED HEATING ELEMENT WITH ALUMINIUM DIFFUSER
- 5 Room temperature sensor
- 6 HD front panel
- 7 Anti-tilt sensor



**HD TECHNOLOGY 2in1**

## ENJOY GREATER COMFORT

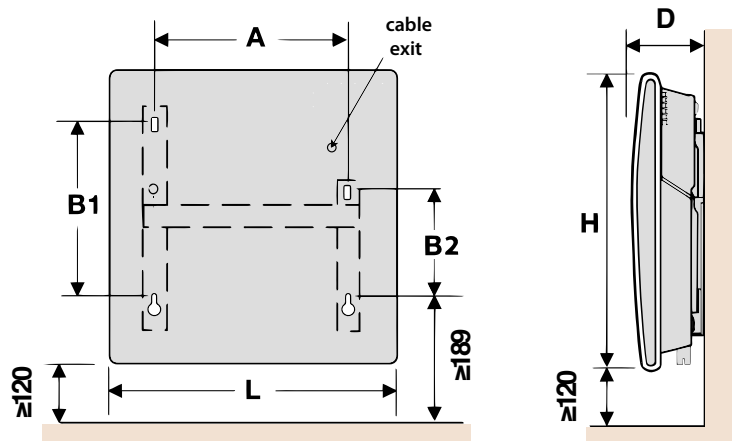
A BRAND NEW HEATING PANEL SHAPE DESIGNED TO GUARANTEE

- Greater heat exchange thanks to larger air outlets
- Quick room temperature rises
- Better comfort with no energy loss thanks to better front panel standardisation
- Safety & compliance with standards, preventing any overheating

### Technical specifications

Output (W)	Dimensions (mm)						Net weight (kg)
	Width (W)	Height (H)	Depth (D)	A	B1	B2	
1000	539	461	114	270	256	158	4.8
1500	687	461	114	418	256	158	6.1
2000	835	461	114	566	256	158	7.2

CE Class II IP 24




# Solius Digital

Extensive heat panel with weekly programming and homogeneous heat spread



## EXTENSIVE HEAT PANEL

MODELS 750 TO 2000W



### + COMFORT

- Instantaneous feeling of warmth & even heat distribution
- Extensive heat panel and a blackpainted, extruded-aluminium heating element and wide heating surface

### + DESIGN

- Upscale and modern design that easily blends in with any home interior
- Stamped front air outlet
- Available model:
  - Horizontal
- Colour:
  - White (RAL 9016)

### + INSTALLATION

- Extremely safe thanks to Class II, IP 24 protection and dual electric insulation
- Easy to install: H-shaped vertical support
- Model with standing kit and plug (optional)\*

### + ENERGY SAVINGS

- High-precision electronic thermostat
- Weekly programming on a free daily basis (day per day/hour per hour)
- Open window detection
- High precision electronic thermostat



### + USER-FRIENDLY

- Digital display with 3 heating modes : Eco/ Comfort/ Prog

- 1 Comfort mode:** temperature can be regulated from 12°C to 28°C/ at 7°C (anti-frost)/OFF
- 2 Eco mode:** temperature can be regulated from 10°C to 19°C/at 7°C (anti-frost)/OFF
- 3 Prog mode:** adjustable temperature setting per day & hour

\*Optional, to be purchased separately.





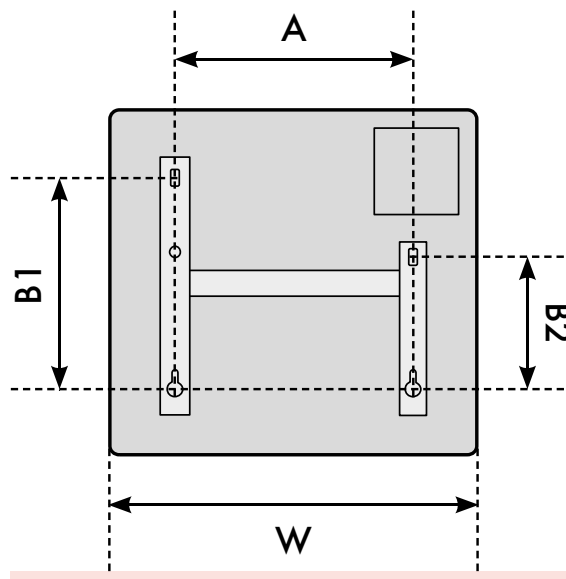
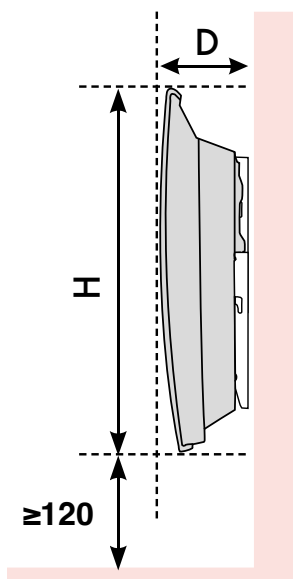
- 1** Perforated front air outlet
- 2** EXTRUDED ALUMINIUM HEATING ELEMENT
- 3** Room temperature sensor
- 4** OVERHEATING SAFETY DEVICE
- 5** Anti-tilt sensor



### Technical specifications

Output (W)	Dimensions (mm)						Net weight (kg)
	Width (W)	Height (H)	Depth (D)	A	B1	B2	
750	453	477	130	269	256	158	4.5
1000	527	477	130	343	256	158	5.2
1500	749	477	130	565	256	158	6.7
2000	971	477	130	787	256	158	10

CE Class II IP 24



EXTENSIVE HEAT PANEL

GENTLE HEAT RADIATORS

BATHROOM HEATING

COMPACT BATHROOM HEATERS

BATHROOM RADIATORS

# Solius Wi-Fi

Connected extensive heat panel with weekly programming for higher energy savings




## WI-FI CONNECTIVITY



Connect and control your heating appliance remotely with the **Cozytouch** application

## EXTENSIVE HEAT PANEL

MODELS 750 TO 2000W



### + COMFORT

- Instantaneous feeling of warmth & even heat distribution
- Easy prog: programme your device 24/7 adapting to your daily lifestyle
- Extensive heat panel and a black-painted, extruded-aluminium heating element and wide heating surface
- Connectivity & remote control via the Cozytouch application

### + DESIGN

- Slim, space-saving design that fits into your home even better
- Available model:
  - Horizontal
- Colour:
  - White (RAL 9016)
  - Anthracite (RAL 7021)

### + INSTALLATION

- Extremely safe thanks to Class II, IP 24 protection and dual electric insulation
- Easy to install: H-shaped vertical support
- Model with standing kit and plug (optional)\*

### + ENERGY SAVINGS

- High-precision electronic thermostat
- Auto/Boost function works with absence/presence sensor to reduce energy consumption
- Electricity use monitoring via the Cozytouch application



### + USER-FRIENDLY

- Digital control panel with a touch screen
- Modes: Manual/Prog
- 1** Room & set temperature and active mode display (Modes: Manual/Prog)
- 2** Navigation buttons
- 3** Access to menu/select



## EASY PROG

- **Manual mode:** sets up the device at the desired temperature from Off to 30°C.
- **Prog mode:** sets up to 3 periods of Comfort temperature by day (24hrs) over 7 days. You can also copy and apply a daily programme to other days of the week.

\*Optional, to be purchased separately.



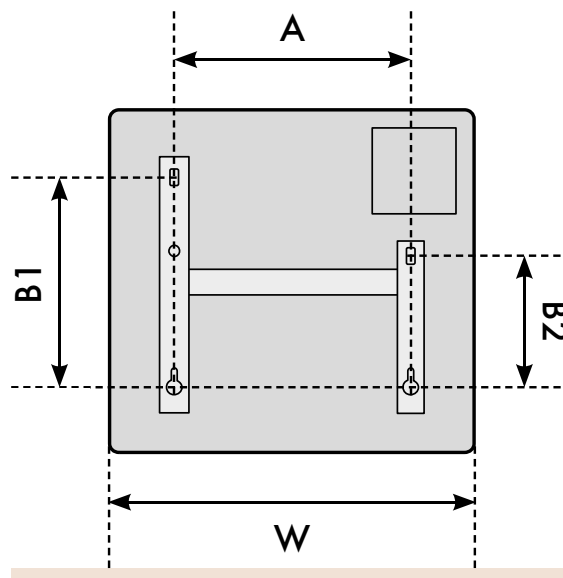
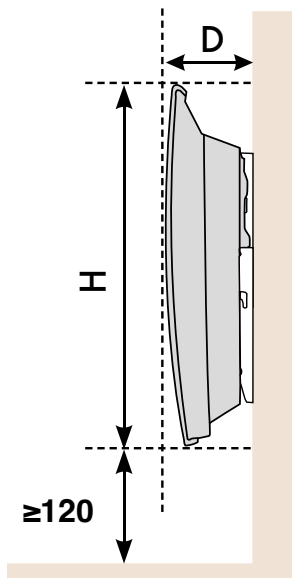
- 1** Perforated front air outlet
- 2** EXTRUDED ALUMINIUM HEATING ELEMENT
- 3** Room temperature sensor
- 4** OVERHEATING SAFETY DEVICE
- 5** Anti-tilt sensor



### Technical specifications

Output (W)	Dimensions (mm)						Net weight (kg)
	Width (W)	Height (H)	Depth (D)	A	B1	B2	
750	527	477	129	269	256	158	5.2
1000	601	477	129	343	256	158	5.8
1500	823	477	129	565	256	158	7.8
2000	1045	477	129	787	256	158	9.2

CE Class II IP 24



# Accessio

User-friendly thermofluid radiator for comfort that feels like central heating



## GENTLE HEAT RADIATOR

MODELS 300 TO 2000W



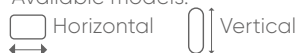
### + COMFORT

- Thermofluid technology providing long-lasting comfort
- Soft, evenly distributed and gentle heat

### + DESIGN

- A vintage, retro design
- Save space with a slimmer unit starting at widths of just 410 mm

• Available models:



• Colour:



### + INSTALLATION

- Class II and IP 24 protection with dual electric insulation for maximum safety
- Easy to install: H-shaped vertical support

### + ENERGY SAVINGS

- Open window detection
- High-quality electronic thermostat



### + USER-FRIENDLY

- Ergonomic LCD digital controls showing temperature and energy consumption
- Modes: Manual/Prog

**1** Digital screen showing temperature and energy consumption

**2** Navigation buttons

**3** Access to menu/select



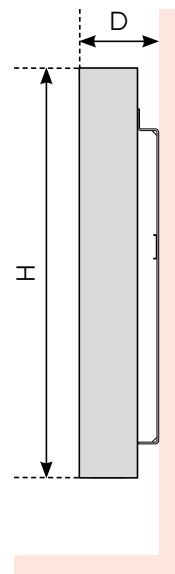
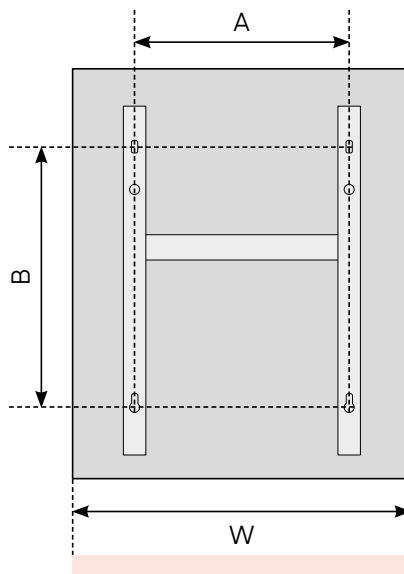
- 1 Heat-conducting fluid
- 2 LCD digital controls



### Technical specifications

Output (W)	Dimensions (mm)					Net weight (kg)
	Width (W)	Height (H)	Depth (D)	A	B	
300	410	575	127	161	354	8.25
500	410	575	127	161	354	8.25
750	490	575	127	242	354	9.9
1000	490	575	127	242	354	9.9
1250	651	575	127	400	354	13.2
1500	732	575	127	400	354	14.8
2000	973	575	127	725	354	19.7

CE Class II IP 24



# Agilia IO

Compact radiator with an understated, elegant style, designed to save space



## GENTLE HEAT RADIATOR

MODELS 500 TO 2000W (Horizontal)

MODELS 1500 TO 2000W (Vertical)



## CONNECTIVITY



Connect and control your heating appliance remotely with the **Cozytouch application**






**Cozytouch Bridge** required

### + COMFORT

- Even & gentle heat diffusion
- Double heating element: Aluminium heating element + wide heating front film
- Customisable programming adapting to the user's daily lifestyle
- Connectivity & remote control via the Cozytouch application

### + DESIGN

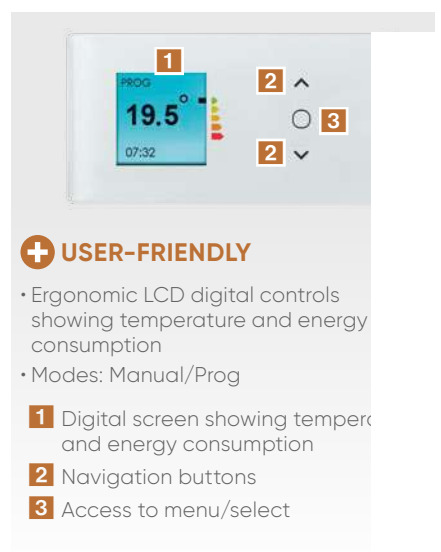
- Compact & elegant design to match all interiors
- Available models:  
 Horizontal  Vertical
- Colour:  
 White (RAL 9016)

### + INSTALLATION

- Class II and IP 24 protection with dual electric insulation for maximum safety
- Easy to install: H-shaped vertical support

### + ENERGY SAVINGS

- Smart Pilot functions memorise the user's daily lifestyle & comfort requirements to drive optimal energy savings
- Open/closed window detection function, which switches to anti-frost mode as soon as a window opens
- Presence/Absence detection
- Electricity use monitoring via the Cozytouch application



### + USER-FRIENDLY

- Ergonomic LCD digital controls showing temperature and energy consumption
- Modes: Manual/Prog

- 1** Digital screen showing temperature and energy consumption
- 2** Navigation buttons
- 3** Access to menu/select



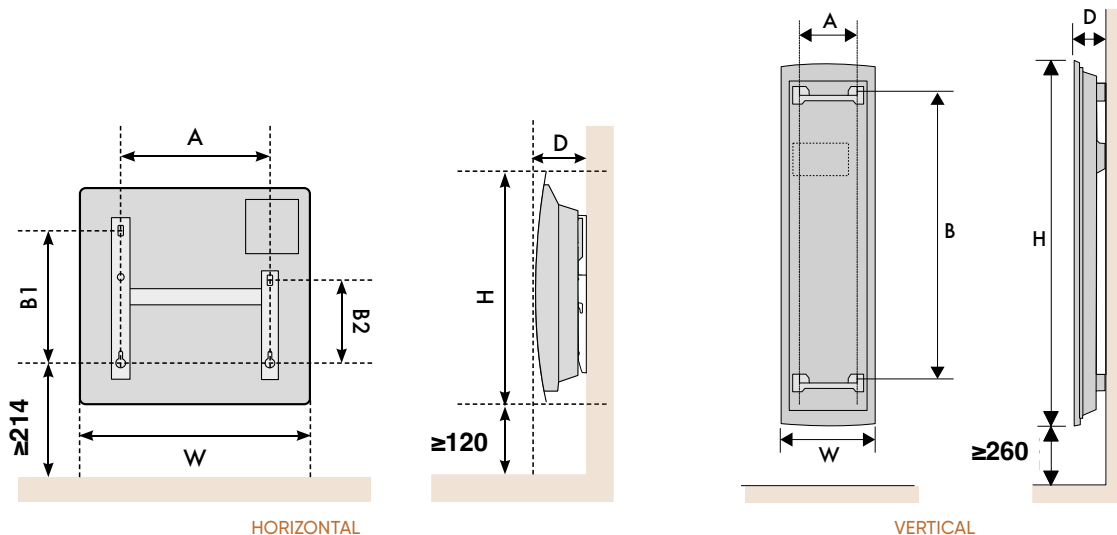
- 1 Heating front film
- 2 SHEATED HEATING ELEMENT WITH ALUMINIUM DIFFUSOR
- 3 Movement and light sensors
- 4 LCD digital controls
- 5 Anti-tilt sensor



### Technical specifications


Output (W)	Dimensions (mm)							Net weight (kg)
	Width (W)	Height (H)	Depth (D)	A	B	B1	B2	
<b>Agilia IO Horizontal</b>								
500	372	530	129	120.8	-	246	158.5	5.5
750	372	530	129	120.8	-	246	158.5	5.5
1000	446	530	129	194.8	-	246	158.5	6
1250	520	530	129	268.8	-	246	158.5	7.5
1500	594	530	138	342.8	-	246	158.5	9
2000	742	530	138	490.8	-	246	158.5	9
<b>Agilia IO Vertical</b>								
1500	460	1392	145	280	1082	-	-	18
2000	460	1540	145	280	1230	-	-	19.5

CE Class II IP 24



# Oniris Smart Pilot

Slim-line design radiator with smart energy-saving functions



## GENTLE HEAT RADIATOR

MODELS 750 TO 2000W (Horizontal)

MODELS 1000 TO 2000W (Vertical)

MODELS 750 TO 1500W (Plinth)



## CONNECTIVITY



Connect and control your heating appliance remotely with the **Cozytouch application**



**Cozytouch Bridge** required

### + COMFORT

- Even and gentle heat diffusion
- Double heating element: aluminium heating element + wide heating front film
- Connectivity & remote control via the Cozytouch application
- Customisable programming means you only use heat when you really need it.

### + DESIGN

- The baseboard model is just 30cm high, making it ideal for installation under windows or in rooms with lower ceilings.
- A width of 47 cm in the vertical format, for installation on walls with reduced space
- Available models:



• Colours:

○ Textured matt white (RAL 9016)

● Anthracite (RAL 7016)

### + INSTALLATION

- Class II and IP 24 protection with dual electric insulation for maximum safety
- Easy to install: H-shaped vertical support

### + ENERGY SAVINGS

- Absence/presence sensor\*
- Smart Pilot functions\* memorise the user's daily lifestyle & comfort requirements to drive optimal energy savings
- Open/closed window detection\* function, which switches to anti-frost mode as soon as a window opens
- Electricity use monitoring via the Cozytouch application



### + USER-FRIENDLY

- LCD digital controls showing temperature and energy consumption
- Built-in, editable programming

**1** Menu button to access various functions

**2** Energy consumption indicator

**3** On/Off switch

**4** Menu navigation, temperature & active mode-setting buttons

\* Not available for Oniris Smart Pilot IO Plinth





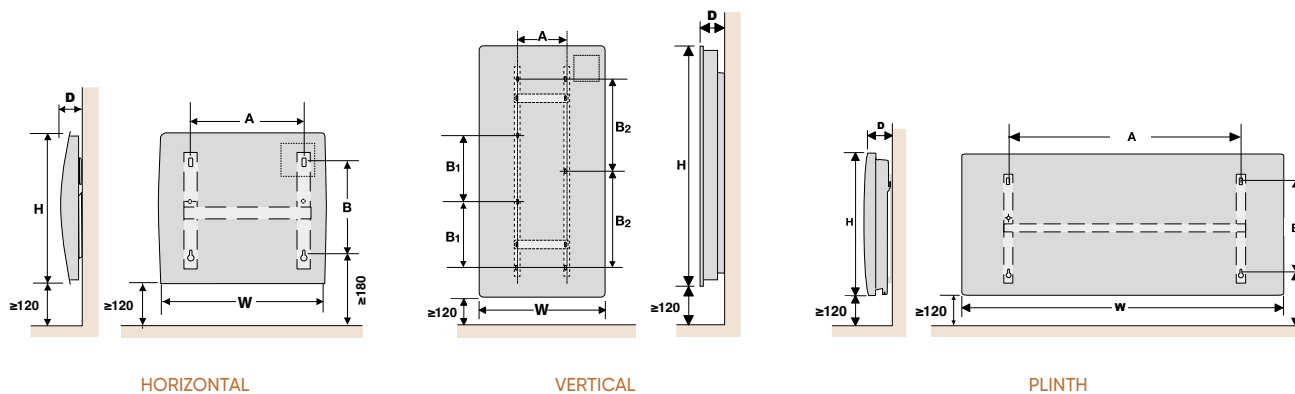
- 1 Aluminium heating element
- 2 ALUMINIUM FRONT PANEL
- 3 Heating film on front panel
- 4 OVERHEATING SAFETY DEVICE
- 5 Room temperature sensor



## Technical specifications

Output (W)	Dimensions (mm)							Net weight (kg)
	Width (W)	Height (H)	Depth (D)	A	B	B1	B2	
<b>Oniris Smart Pilot IO horizontal</b>								
750	613	615	110	383	341	-	-	10.8
1000	761	615	110	531	341	-	-	13
1250	909	615	110	679	341	-	-	15.4
1500	1058	615	110	827	341	-	-	18
2000	1205	615	110	975	341	-	-	20.4
<b>Oniris Smart Pilot IO vertical</b>								
1000	470	1120	149	338	282	453	383	18
1500	470	1340	149	338	376	453	383	20
2000	470	1540	149	338	376	453	383	23
<b>Oniris Smart Pilot IO plinth</b>								
750	886	300	108	755	172	-	-	8
1000	1034	300	108	903	172	-	-	9
1500	1550	300	108	1369	172	-	-	14

CE Class II IP 24



# BATHROOM HEATING

Discover the impressive range of Atlantic heating appliances intended to add style & value to your home

## COMPACT BATHROOM HEATERS

---



p.136

## BATHROOM RADIATORS

---



p.140



# Heating modes and technologies for different needs

## Atlantic bathroom solutions **OFFER:**

1



### COMFORT AT ALL TIMES

- Fast heating of the bathroom before showering or bathing
- Warm towels before use
- Dry towels after use
- Additional heating boost

2



### FULL COMPLIANCE WITH DAILY LIFESTYLE AND NEEDS

- Programmable devices for better management of their energy use
- Practical accessories to make life easier, such as repositionable towel holders and towel rails
- Quick room temperature thanks to the boost mode (+3° in 15 minutes for products equipped with turbo fan)

3



### PERFECT INTEGRATION INTO YOUR HOME

- Extensive choice of appliances with unique design, various shapes and valuable materials
- 8 colours available to perfectly match your tastes and interior design
- Large variety of sizes, suitable for even the most confined spaces
- Wide output range to fit all installation types

4



### EASY INSTALLATION AND MAINTENANCE

- Installation template on packaging back
- Easy to install for any mechanic handyman (with the appropriate tools)
- Once hanged, they are almost maintenance-free
- ASP technology ensures that the device is cleaned quickly



# ATLANTIC TECHNOLOGIES

With Atlantic, you can benefit from a riche selection of bathroom radiators:



### ELECTRIC BATHROOM RADIATORS

Are perfectly silent and do not need any drainage maintenance (no risk of leaks). Electric bathroom radiators can either be dry or filled with heat-conducting fluid.



### WATER-FILLED BATHROOM RADIATORS

Connected to central heating, the water-filled bathroom radiator is always kept at a steady, pleasant temperature.

Available in several output levels, it adapts to multiple surfaces.



### MIXED BATHROOM RADIATORS

Combine an electric source with a central heating connection. It operates using the hot water system in winter and electrically throughout the rest of the year, thereby emitting a consistent temperature in every season and customisable comfort.

## 3CS TECHNOLOGY

### PERFECT COMFORT AND SUBSTANTIAL ENERGY SAVINGS

With a unique technology called the Triple Comfort System (3CS), Atlantic bathroom radiators ensure a temperature for ideal comfort, unlike traditional towel dryers. Even covered with towels, it will maximise heat in the entire bathroom.. A powerful fan will provide the right room temperature in a few minutes.

**+** Thanks to Shower mode, the bathroom radiator takes care of everything:




Fast bathroom heating with the fan



Warming towels while showering



Drying towels after use



### BOOST COMFORT WITHOUT WAITING

The Boost mode rapidly heats the bathroom using to the built-in fan: 3°C in 15 minutes (for models with fan).



### CONNECTIVITY AND REMOTE CONTROL WITH THE COZYTOUCH APPLICATION

The Atlantic Cozytouch application is easy to use and intuitive. You can control your comfort and track your energy consumption in real time wherever you are.



Cozytouch



# Atlantic technologies



## DESIGN

With its breadth of models, colours and shapes, Atlantic provides the ideal combination between design and technology for your bathroom radiator.


### Colours

To perfectly complement your tastes and interior design, Atlantic has developed a variety of models with an attractive range of modern colours\*\* to choose from.

### Shape

Models with narrow and slim design are available, allowing for easier integration into narrow spaces.

Atlantic has also designed a rotating model (with collectors on the left or the right). Bathroom radiators with round or flat tube shapes are recommended for beautifully matching your bathroom decor and lines.




\*\*On special order

# Bathroom radiator accessories\*

> Atlantic produces an array of accessories

**FOR THEOLA DIGITAL, 2012, 2012 DIGITAL AND DORIS DIGITAL**

**+ HOLDER**



Round towel holder (x2)



Hook towel holder (x1)



**+ TOWEL RAIL**



Towel rail (x1)



Drying towel rail (x1)



**FOR ADELIS**

**+ HOLDER**



Towel rail (x1)



Butterfly hook towel holder (x1)



**FOR ALL ATLANTIC BATHROOM RADIATORS**

**+ MIRROR**



(x1)



\*Optional, to be purchased separately

# Bathroom heating

With Atlantic's diverse choice of models, colors and shapes, you will be able to select the bathroom radiator to complement your needs, requirements and tastes.

## COMPACT BATHROOM HEATERS



TELIA  
P. 136-137



KEA  
P. 138-139










## BATHROOM RADIATORS



THEOLA DIGITAL  
P. 140-141



2012  
P. 142-143

	TELIA P. 136-137	KEA P. 138-139	THEOLA DIGITAL P. 140-141	2012 P. 142-143
OUTPUT (W)	1800	1400	300/500/750	300/500/750/1000
MODELS	Standard/With towel rails/ With mirror and towel rails	Standard	Narrow/Standard	Narrow/Standard
VERSIONS	Electric	Electric	Electric	Electric/Water-filled
CONTROLS	LCD digital controls	LCD digital controls	LED digital controls	LED digital controls
CONNECTIVITY	-	-	-	-
 3CS Triple Control System	-	-	-	-
TURBO FAN	✓	✓	-	-
PROGRAMMING	✓	✓	✓	✓
ENERGY SAVINGS				
COLOURS				





## BATHROOM RADIATORS



**2012 DIGITAL**  
P. 144-145



**DORIS DIGITAL**  
P. 146-147



**ADELIS**  
P. 148-149



**SENSIUM**  
P. 150-151

300/500/750/1000	500/750/1000/1500/1750/2000	300/500/750/1000/1300/1500/1750/2000	1750
Narrow/Standard	Narrow/Standard	Narrow/Standard	Standard
Electric	Electric/Mixed	Electric/Water-filled	Electric
LCD digital controls	LCD digital controls	LCD digital controls	LCD digital controls
-	-		
-	✓	✓	✓
-	✓	✓	✓
✓	✓	✓	✓

# Telia

Compact bathroom heater with fan and built-in programming



## COMPACT BATHROOM HEATER

MODEL 1800W



### + COMFORT

- Compact bathroom heater with built-in programming
- Fan with aluminium diffuser for fast heating
- Boost mode (15 mins)

### + DESIGN

- Premium and compact design to better fit into your home
- 3 models available: With 2 rails & mirror, with only 2 rails and without rails
- 2 towel rails for quick towel drying
- Colours:
  - White (RAL 9016)
  - Anthracite grey (RAL 7016)

### + ENERGY SAVINGS

- Energy savings thanks to built-in programming and absence/presence detection
- Open/closed window detection function switching to anti-frost mode as soon as a window opens
- Electronic thermostat



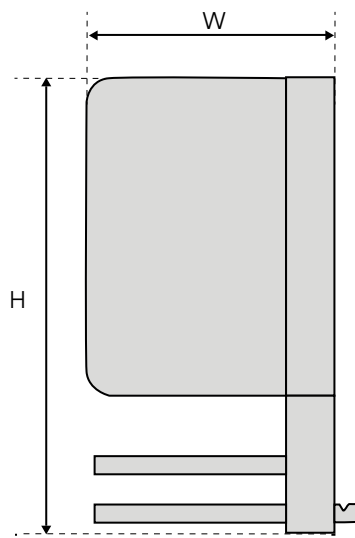
### + USER-FRIENDLY

- Ergonomic LCD digital controls
  - 4 modes: Comfort, Anti-frost, Eco, Open window
- 1 Absence/presence detection
  - 2 Active mode
  - 3 Boost mode
  - 4 Validation button
  - 5 Navigation buttons

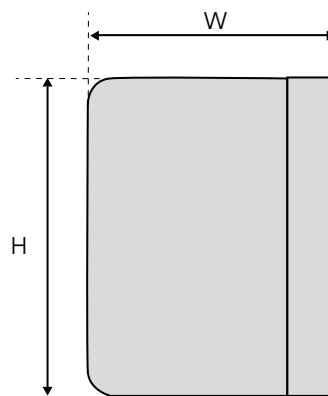


## Technical specifications

Output (W)	Dimensions (mm)			Net weight (kg)
	Width (W)	Height (H)	Depth (D)	
<b>White without rails &amp; mirror</b>				
1800	318	403	112	3
<b>Anthracite grey with rails</b>				
1800	318	579	112	3.7
<b>Anthracite grey with rails &amp; mirror</b>				
1800	318	579	112	4.5



WITH RAILS



WITHOUT RAILS

# Kea

Compact bathroom heater adapted to confined spaces



## COMPACT BATHROOM HEATER

MODEL 1800W



### + COMFORT

- Aluminium heating panel with diffuser and large heating area
- Rapid temperature rise produced by Boost mode (+ 3 °C in less than 15 minutes)
- Direct access button helps to dry towels quickly

### + DESIGN

- Modern and elegant design
- Compact bathroom heater adapted to confined spaces
- Lateral opening towel rails
- Colours:
  - White (RAL 9016)
  - Anthracite grey (RAL 7016)

### + ENERGY SAVINGS

- Built-in programming
- Electronic thermostat



### + USER-FRIENDLY

- LCD digital controls
- 1** Menu button to access various functions
- 2** Boost mode or Drying mode activation
- 3** Temperature settings
- 4** On/Off button



1 LCD DIGITAL CONTROLS

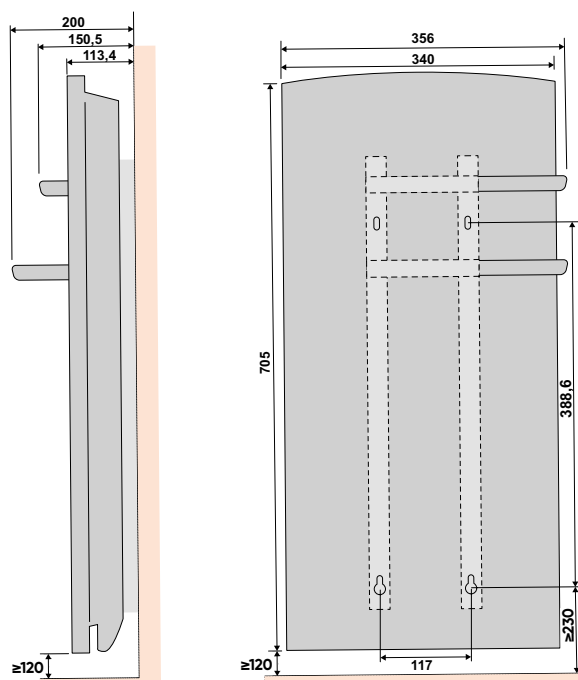
2 Aluminium heating element

3 Fan



### Technical specifications

Output (W)	Dimensions (mm)			Net weight (kg)
	Width (W)	Height (H)	Depth (D)	
800 + 600	340	705	113	9



# Theola Digital

Minimalist design electric bathroom radiator with weekly programming for higher energy savings



## BATHROOM RADIATOR

MODELS 300 TO 750W (Standard)

MODELS 300 TO 500W (Narrow)



### + COMFORT

- Towel dryer with large rails for drying towels and clothes quickly
- Constant and gentle heat due to the heat-conducting fluid
- Quick temperature rise with Boost mode (adjustable from 15 to 60 mins)

### + DESIGN

- Elegant design with standard and narrow models to fit any bathroom
- Colour:
  - White (RAL 9016)

### + ENERGY SAVINGS

- Digital thermostat
- 7 customisable programmes, catering to every single need



### + USER-FRIENDLY

- Ergonomic control panel with LED screen designed for easy use

- 1 Boost mode and boost LED indicator
- 2 Manual mode
- 3 Programming mode
- 4 Setting
- 5 Selection mode button
- 6 Heating indicator
- 7 Navigation buttons



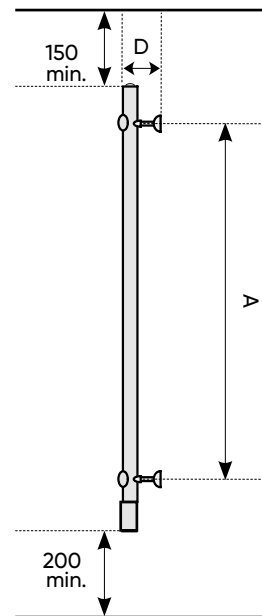
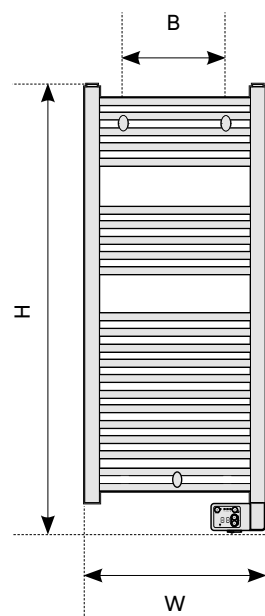
- 1** Towel rails
- 2** OVERHEATING SAFETY DEVICE
- 3** Heating element
- 4** ROOM TEMPERATURE SENSOR
- 5** LCD digital controls
- 6** HEAT-CONDUCTING FLUID
- 7** Vertical collectors



### Technical specifications

Output (W)	Dimensions (mm)					Net weight (kg)
	Width (W)	Height (H)	Depth (D)	A	B	
<b>Theola Digital Standard</b>						
300	500	689	100	451	370	6.5
500	500	978	100	741	370	10
750	480	1470	100	1230	350	15.4
<b>Theola Digital Narrow</b>						
300	400	815	100	574	270	7
500	400	1427	100	1025	270	12.5

CE IP 24 Class II



# 2012

## Slim towel dryer adapted to confined spaces



### TOWEL DRYER

MODELS 500 TO 1000W (Standard)

MODELS 300 TO 500W (Narrow)



#### + COMFORT

- Towel dryer with large rails for drying towels and clothes quickly
- Heat-conducting fluid for constant and gentle heating
- Quick temperature rise with Boost mode (adjustable from 15min to 60mins)
- Available in electric and water-filled versions
- Simplified instructions available on back of digital panel
- Removable towel bar with customisable placement included

#### + DESIGN

- Elegant design with standard and narrow models to fit any bathroom
- Colours:
  - White (RAL 9016)

#### + ENERGY SAVINGS

- Digital thermostat
- 7 customisable programmes, catering to every single need



#### + USER-FRIENDLY

- New ergonomic control panel with LED screen designed for easy use

- 1 Boost mode and boost LED indicator
- 2 Manual mode
- 3 Programming mode
- 4 Setting
- 5 Selection mode button
- 6 Heating indicator
- 7 Navigation buttons





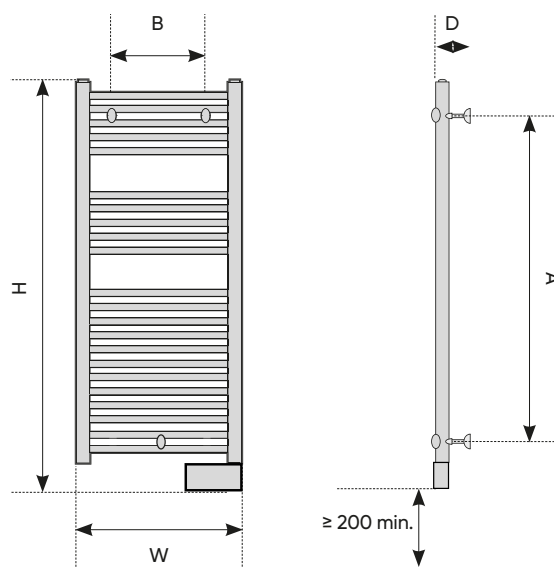
- 1** Towel rails
- 2** OVERHEATING SAFETY DEVICE
- 3** Heating element
- 4** ROOM TEMPERATURE SENSOR
- 5** LCD digital controls
- 6** HEAT-CONDUCTING FLUID
- 7** Vertical collectors



Additional removable towel bar with customisable placement included

## Technical specifications

Output (W)	Dimensions (mm)					Net weight (kg)
	Width (W)	Height (H)	Depth (D)	A	B	
<b>2012 Electric Standard</b>						
500	500	966	83	823	370	13.8
750	500	1398	83	1214	370	19.5
1000	550	1783	83	1640	400	23
<b>2012 Electric Narrow</b>						
300	400	799	83	656	270	8.5
500	400	1332	83	1189	270	13.8



# 2012 Digital

Slim bathroom radiator with digital control box



## BATHROOM RADIATOR

MODELS 500 TO 1000W (Standard)

MODELS 300 TO 500W (Narrow)



### + COMFORT

- Solution for towel warming, towel drying and bathroom heating
- Heat-conducting fluid for constant and gentle heating
- Free weekly programming
- Boost mode for greater comfort

### + DESIGN

- Elegant slim design adapted to narrow spaces
- Available widths: 400, 500, 550 mm
- Colour:
  - White (RAL 9016)

### + ENERGY SAVINGS

- Energy savings through built-in programming
- Electronic thermostat



### + USER-FRIENDLY

- Ergonomic digital control box

- 1 LCD screen showing temperature and active mode
- 2 Navigation buttons
- 3 Back button
- 4 Access to menu/select
- 5 Boost mode

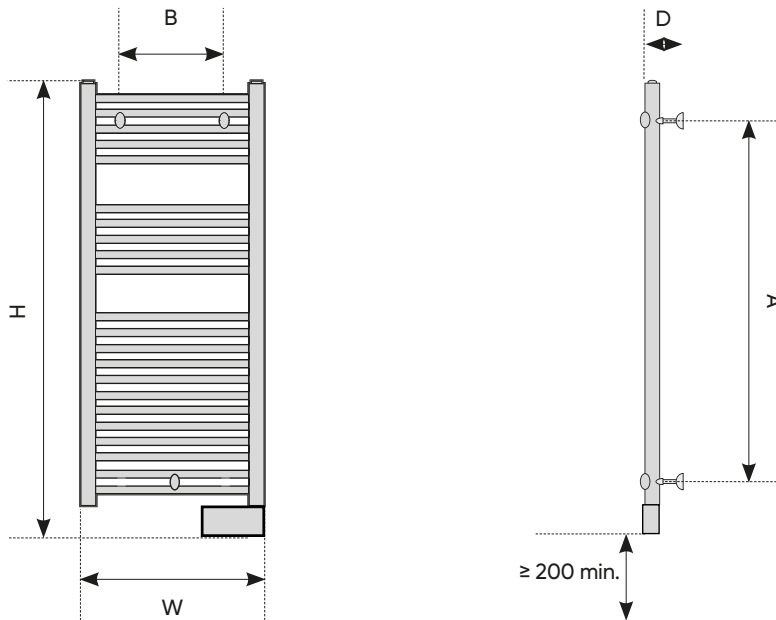


- 1** Towel rails
- 2** OVERHEATING SAFETY DEVICE
- 3** Heating element
- 4** ROOM TEMPERATURE SENSOR
- 5** LCD digital controls
- 6** HEAT-CONDUCTING FLUID
- 7** Vertical collectors



## Technical specifications

Output (W)	Dimensions (mm)					Net weight (kg)
	Width (W)	Height (H)	Depth (D)	A	B	
<b>2012 Digital narrow</b>						
300	400	889	83	665	270	7.5
500	400	1422	83	1189	270	16.5
<b>2012 Digital standard</b>						
500	500	1135	83	902	370	11.6
750	500	1627	83	1394	370	16.8
1000	550	1873	83	1640	400	21.5



# Doris Digital

Elegant bathroom radiator with fan and built-in programming



## BATHROOM RADIATOR

MODELS 300 TO 1000W (Without fan)

MODELS 1300 TO 2000W (With fan)



### + COMFORT

- Bathroom radiator fitted with 3CS technology: solution for both towel drying, towel warming and bathroom heating
- Standard model available in either electric or mixed (electric + water filled) versions
- Available models: with or without fan
- Boost mode: rapid heating (+3°C in less than 15 minutes for models with fan)
- Heat-conducting fluid

### + DESIGN

- Available models: Standard & Narrow
- Colours:
  - Glossy White
  - Carat White
  - Anthracite grey
  - Black

### + ENERGY SAVINGS


- Energy savings thanks to weekly programming
- Customisable programming



### + USER-FRIENDLY

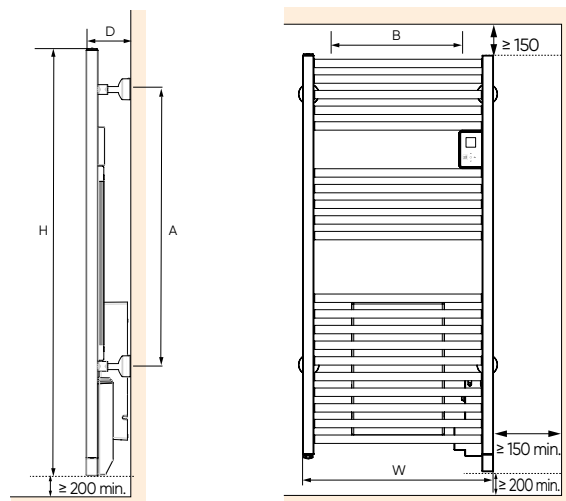
- Eye level digital touch screen
- 1 LCD screen showing temperature and active mode
- 2 Navigation buttons
- 3 Back button
- 4 Access to menu/select
- 5 Boost mode

- 1** Towel rail tubes
- 2** LCD DIGITAL CONTROLS
- 3** HEAT-CONDUCTING FLUID
- 4** Heating element
- 5** Turbo fan 1000W (optional)
- 6** ROOM TEMPERATURE SENSOR
- 7** Vertical collectors



## Technical specifications

Output (W)	Dimensions (mm)					Net weight (kg)
	Width (W)	Height (H)	Depth (D)	A	B	
<b>Doris Standard with fan</b>						
500 - 1000	500	1090	120	708	470	16
750 - 1000	500	1582	120	1200	470	21
1000 - 1000	550	1828	120	1446	520	26
<b>Doris Standard without fan</b>						
500	500	1090	100	708	470	14
750	500	1582	100	1200	470	19
1000	550	1828	100	1146	520	24
<b>Doris Narrow with fan</b>						
300 - 1000	400	850	120	246	314	10.5
500 - 1000	400	1380	120	656	314	15
<b>Doris Narrow without fan</b>						
300	400	850	100	246	314	9
500	400	1380	100	246	314	13



# Adelis

Design bathroom radiator with a fine selection of colours & large towel rails



## BATHROOM RADIATOR

MODELS 500 TO 1000W (Without fan)

MODELS 1500 TO 2000W (With fan)



Standard

Narrow

## CONNECTIVITY



Connect and control your bathroom heating remotely with the **Cozytouch application**



**Cozytouch Bridge** required

### + COMFORT

- Available in electric, mixed and water-filled versions
- Manage and customise your bathroom heating remotely according to your needs using the Cozytouch application
- 3CS technology: ideal temperature for comfort and pleasantly warm towels
- Boost mode: fast heating (+ 3 °C in less than 15 minutes for models with fan)

### + DESIGN

- Available models: Standard and Narrow
- Colours:

- Glossy White     Black
- Carat White     Beige
- Satin Graphite     Satin Sea Green
- Charcoal Grey     Deep Blue

### + ENERGY SAVINGS

- Energy savings through customisable programming
- Digital thermostat
- Electricity use monitoring via the Cozytouch application




### + USER-FRIENDLY

- Digital Display
- 1** Color LCD screen
- 2** Selection and validation button
- 3** Boost mode with direct access button
- 4** Dry mode with direct access button
- 5** Up and down arrows
- 6** Return button



## Fine selection of colours

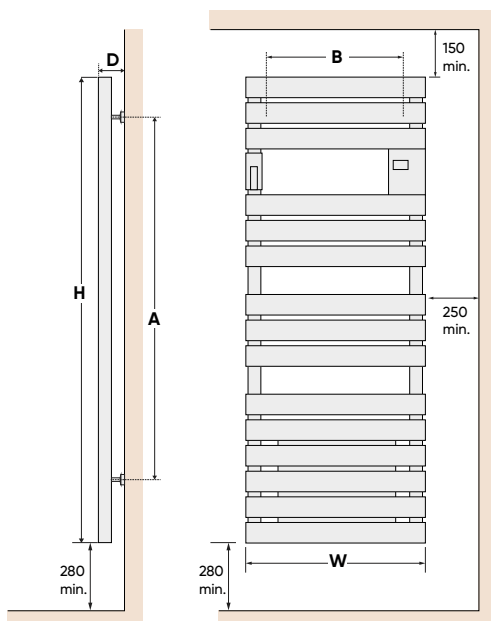


## Technical specifications

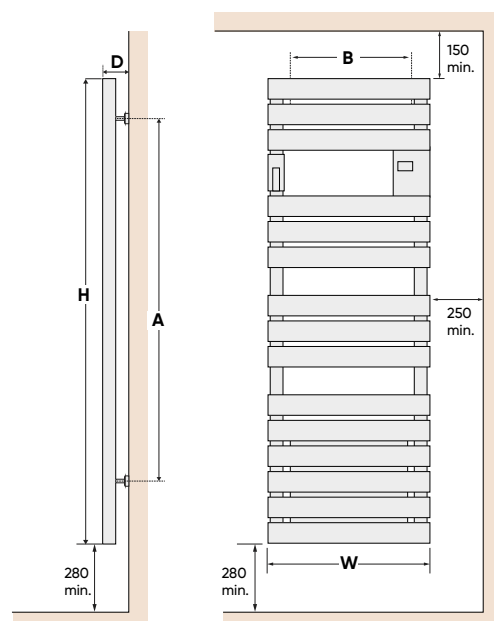
Output (W)	Dimensions (mm)					Net weight (kg)
	Width (W)	Height (H)	Depth (D)	A	B	
<b>Adelis Standard with fan</b>						
500 - 1000	556	1027	120	577	453	22
750 - 1000	556	1402	120	727	453	29
1000 - 1000	556	1777	120	1102	453	33
<b>Adelisoris Standard without fan</b>						
500	556	1027	100	577	453	20
750	556	1402	100	727	453	27
1000	556	1777	100	1102	453	31
<b>Adelis Narrow with fan</b>						
500 - 1000	456	1402	120	727	353	25
750 - 1000	456	1702	120	1027	353	30
<b>Adelis Narrow without fan</b>						
500	456	1402	100	727	353	23
750	456	1702	100	1027	353	28



### Adelis Standard



### Adelis Narrow



# Sensium

Premium design bathroom radiator equipped with a high-end sound system



## BATHROOM RADIATOR

MODEL 1750W



## CONNECTIVITY



Connect and control your bathroom heating remotely with the **Cozytouch application**



**Cozytouch Bridge** required

### + COMFORT

- Large heating surface for drying towels and clothes
- Standardised and gentle heat
- Manage and customise your bathroom heating remotely according to your needs using the Cozytouch application
- Option to listen to music through a smartphone via Bluetooth (HD-sound with audio-system CABASSE)
- Fitted with 3CS technology: Heating the room, warming the towels before use and drying them after use
- Boost mode: fast heating (+ 3 °C in less than 15 minutes)
- Equipped with a new silent fan

### + DESIGN

- Outstanding design and subdued light behind the radiator
- Sophisticated technology and HD sound
- Left or right collector models
- Colours:
  - Black (RAL 9005)
  - White (RAL 9010)

### + ENERGY SAVINGS

- Electricity use monitoring via the Cozytouch application
- Smart control function with memory, learning the user's lifestyle & comfort requirements
- Absence and presence detection

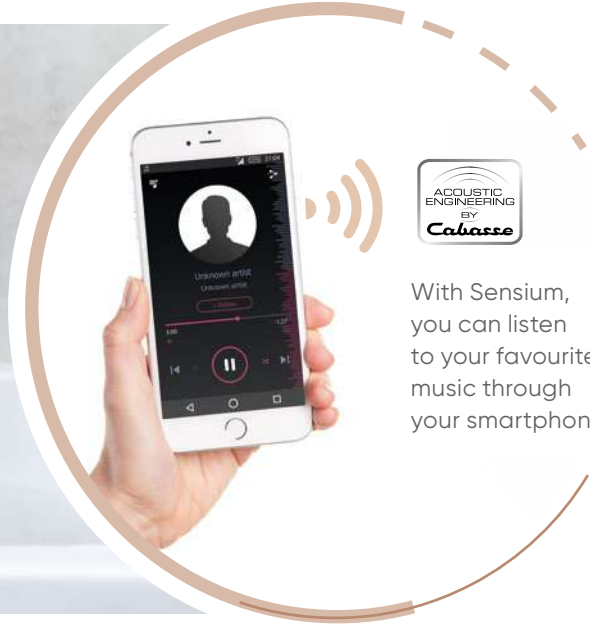


### + USER-FRIENDLY

- Intuitive control panel

- 1 Mode control knob
- 2 Boost mode
- 3 Drying mode
- 4 LCD screen

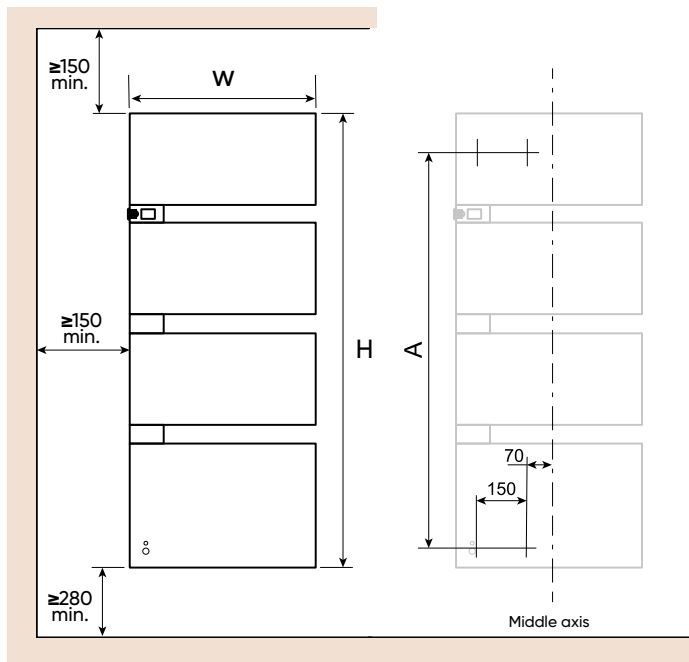




With Sensium, you can listen to your favourite music through your smartphone

### Technical specifications

Output (W)	Dimensions (mm)				Net weight (kg)
	Width (W)	Height (H)	Depth (D)	A	
1750	565	1340	150	1140	28



# Notes

A series of horizontal dotted lines for writing notes.



# atlantic

[www.atlantic-comfort.com](http://www.atlantic-comfort.com)

**ATLANTIC INTERNATIONAL**

2 Allée S. Pénillault-Crapez  
94110 Arcueil  
FRANCE

