

WOODBIDGE SOCCER CLUB SCHOLARSHIP PROGRAM



SCHOLARSHIPS

Everything you need to know about getting a scholarship

NCAA – National Collegiate Athletic Association (Divisions I, II & III)

NAIA – National Association of Intercollegiate Athletics

NJCAA – National Junior College Athletic Association (Divisions I & III)

NCCAA – National Christian College Athletic Association (Divisions I & II)

Canadian Universities



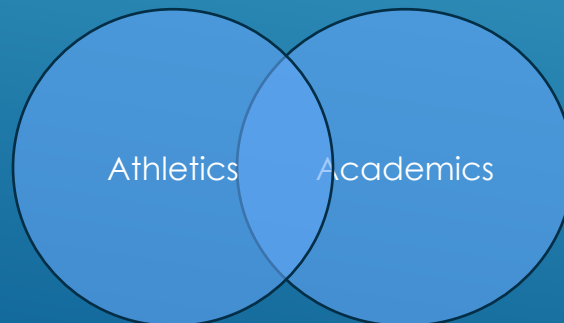
SCHOLARSHIPS

NCAA Division I

How Many Schools (Nationwide): 206 men's programs
320 women's programs

Scholarship Count: Women's soccer up to 14 scholarships.
Men's soccer up to 9.9 scholarships.

Scholarship Breakdown: Scholarships can be full or partial rides at the Division-I level, but with rosters exceeding 20 players, they are used carefully.



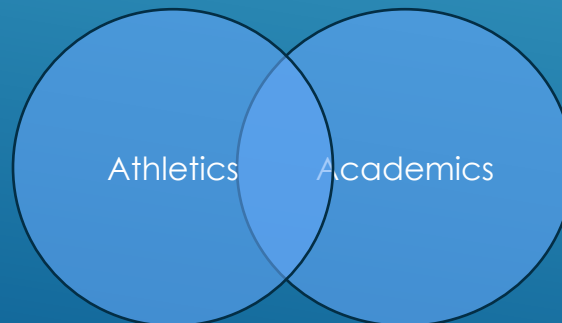
SCHOLARSHIPS

NCAA Division II

**How Many Schools (Nationwide): 179 men's programs
227 women's programs**

**Scholarship Count: Women's soccer up to 9.9 scholarships.
Men's soccer up to nine scholarships.**

**Scholarship Breakdown: Partial rides are common in Division II soccer,
as coaches can distribute the money to as many players as they wish.**



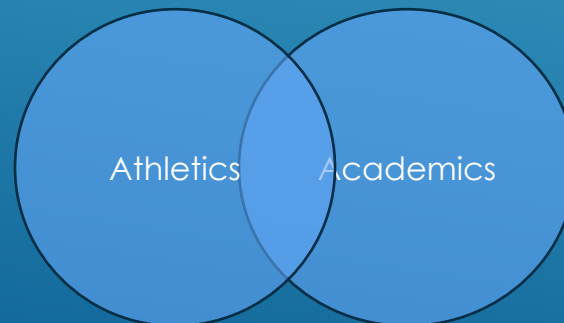
SCHOLARSHIPS

NCAA Division III

How Many Schools (Nationwide): 401 men's programs
424 women's programs

Scholarship Count: Athletic scholarships are not offered in Division III athletics.

Scholarship Breakdown: With no athletic scholarships, students often find financial aid or academic scholarships to assist with costs while playing soccer.



SCHOLARSHIPS

NAIA

How Many Schools (Nationwide): 218 men's programs
223 women's programs



Scholarship Count: Both men's and women's soccer are allowed up to 12 scholarships per team.

Scholarship Breakdown: Partial scholarships are common. Strong students who meet certain academic criteria can receive aid without it counting toward the program's limit.

SCHOLARSHIPS

NJCAA Division I

How Many Schools: 136 men's programs
118 women's programs.

Scholarship Count: Men's and women's soccer are allowed 18 scholarships at the junior-college level.

Scholarship Breakdown: Many scholarships at the junior-college level are full rides, but partial rides are common, too.



SCHOLARSHIPS

NJCAA Division III

How Many Schools: 78 men's programs
58 women's programs.

Scholarship Count: Much like NCAA Division III four-year schools, D-III schools at the junior-college level do not offer athletic scholarships.



HOW TO SELECT YOUR SCHOOL

- Academics
- Soccer
- Geography
- Financial
- Size



THE RECRUITING PROCESS

Step 1 – Research Schools – Size and location, academics – Quality of soccer program, coach, roster size and grade breakdown

Step 2 – Make List of Potential Schools – Include a few long shots, but majority of realistic choices

Step 3 – Contact Coach – E-mail is usually most effective – Inform coach of schedule for high school or club – Be sure to put jersey number, jersey colors, potential positions, field number, and opponent



THE RECRUITING PROCESS

Step 4 – Set up a College Visit

- Official Visit – Paid for by the school
 - Allowed only five
 - Can start after July 15 going into Senior year of h.s.
- Unofficial Visit: Paid for on your own
 - Unlimited
 - Can take anytime
- Alert the coach that you are coming and request meeting
- Tour the campus, meet with admissions, etc...



THE RECRUITING PROCESS

Step 5 – Follow up


Let the coach know what you thought of the visit and if you'd like to continue to stay in contact

Step 6 – Rank Visits

Keep a personal reflection after each visit



RECRUITING RULES FOR D1


- A prospective student-athlete can call coach at anytime
 - Coach can't call a recruit until after July 1 of senior year in high school, then only once a week
 - A prospective student-athlete can e-mail coach at anytime, but coach can't return e-mail until prospect's junior year
 - Parent/Player shouldn't approach college coach at a showcase or tournament. Managers can hand out team brochures
- 

WHEN TO START THE PROCESS

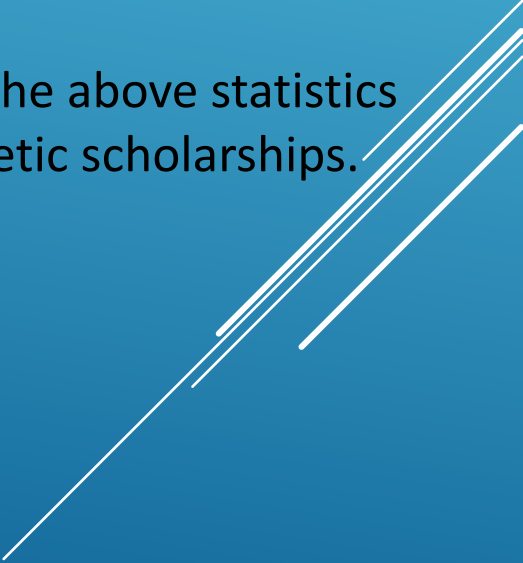
(FEMALES)

- Process much earlier than males
 - **DIVISION I LEVEL**
 - Evaluation = Freshman or Sophomore Year
 - Commitments = Sophomore or Junior Year
 - **DIVISION II LEVEL**
 - Evaluation = Sophomore or Junior Year
 - Commitments = Junior Year, Early Senior Year
 - **DIVISION III LEVEL**
 - Commitments = Senior Year
 - **Signing Period = Early February**
- 

HOW TO GAIN EXPOSURE

- Club vs. High School
 - High School for local coaches
 - Club just easier access and majority of the time is an overall higher level
 - College Showcases
Team profiles
 - Camps (summer, winter, identification)
 - Visits, E-mails, Phone Calls, Recruiting Services
- 


WHAT CAN YOU DO TO GIVE YOURSELF THE BEST CHANCE FOR AN ATHLETIC SCHOLARSHIP

- Maintain a high GPA
 - Send the college coach your cover letter and resume
 - Inform the college coach of your club and high school schedules/events
 - Attend ID camps at the colleges you have an interest in attending
 - While an athletic scholarship is not impossible to receive, the above statistics are only meant to better inform you to the realities of athletic scholarships.
- 

WHAT TO SEND TO COACHES

- 1 page profile sheet usually sufficient
 - High school name & phone number
 - Your cumulative GPA & class rank
 - Desired major (if you have one)
 - ACT/SAT scores
 - Your NAIA/NCAA Eligibility Number
 - Any honours
 - Contact Information – email address, home mailing address, home phone, cell phone

WHAT TO SEND TO COACHES (CONT)

- Positions you play
 - Your physical characteristics – height & weight, 40-yd dash time w/ & w/o ball, mile time, vertical jump, long jump
 - Relevant stats for offensive players & GKs
 - Videos – include a link to highlight film
 - Most effective if coach hasn't seen you play
 - Schedules – be sure to include jersey number, colors, field location, opponent
- 

SAMPLE EMAIL

Dear [Coach's Name],

My name is [Your Name], I am part of the class of [Your Graduating Class] at [Your High School] in [Your Hometown and State]. I am interested in [The Name of The University] and learning more about your program. [Include information here about the research you did into their program]

I play [List your position or best events here and the name of your team]. Some of my best accomplishments to date are [list your top two or three best times, awards or recognitions]. You can view my complete online profile here [Link to your online profile if you have one]. Here is a link to my highlight tape [link to your online highlight tape]. Please feel free to contact my coach(s) [List the email and phone number for your high school and/or club team coach]. Here is my schedule:


| <u>Date</u> | <u>Location</u> | <u>Name of Event</u> | <u>My Team Name</u> |
|-----------------|---|-------------------------|---------------------|
| 13/4/2018 | Cincinnati, Oh | Puma Blue Chip Showcase | Woodbridge Strikers |
| Fri 4/13/18 | - 4:45pm vs BSA Ohio Celtic, Kings Hammer Field #9 | | |
| Sat 4/14/18 | - 3:00pm vs Michigan Jaguars, Kings Hammer Field #13 | | |
| Sun 4/15/18 | - 9:45am vs Michigan Wolves-Hawks, Kings Hammer Field #13 | | |
| 19/5/2018 | Toronto, Canada | Umbro Showcase | Woodbridge Strikers |
| No Schedule Yet | | | |

[List your GPA and test scores here if you have taken them]. [Talk about what you like about the academic reputations of the school].

I will be following up this email with a phone call. I look forward to hearing back from you and learning more about your program.


Sincerely,
[Your Name]
[Email]
[Phone]
[Address]

TIPS

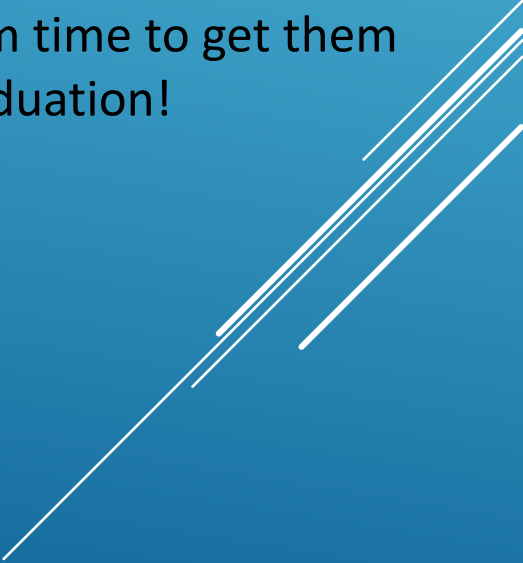
- Have a professional sounding email address
 - The title needs to make the coach want to open it
 - Make use of Spell Check and use proper grammar
 - Follow up your email with a phone call
 - Do not blind copy in 50 coaches to the same email
 - Do NOT have your Mom or Dad send an email on your behalf!
- 
- A decorative graphic consisting of several parallel white lines of varying lengths, slanted diagonally from the bottom right towards the top right, set against a blue gradient background.

HIGHLIGHT VIDEO


Another tool that can be helpful with the recruiting process, but may not be needed

- Time - (3-7) minutes max
 - Showcase talents and normal skills for your position
 - Zoomed in close-ups when possible
 - Training clips can work as well
 - Some coaches may ask for a full game
- 

ADDITIONAL INFORMATION

- School Applications – some are more complex than others! Don't procrastinate.....
 - Meet deadlines – there are others waiting for your spot and your scholarship money!
 - Early applications are best – especially for scholarship purposes
 - Reference Letters from High School Counselors – give them time to get them done and follow up. Don't wait until after high school graduation!
 - Take your SATs or ACTs (Junior Year)
- 

ROLE OF THE PARENT VS. PLAYER

- Coaches like to communicate with the player rather than the parent
 - Player should be the one contacting the coach, arranging visits, etc...
 - On a visit, important the player talks to the coach and not just the parent; should come with a list of questions
- 

NCAA ELIGIBILITY CENTER

Division 1 & Division 2 interested student athletes must register with the NCAA Clearinghouse before they can receive a scholarship or compete.

- www.eligibilitycenter.org