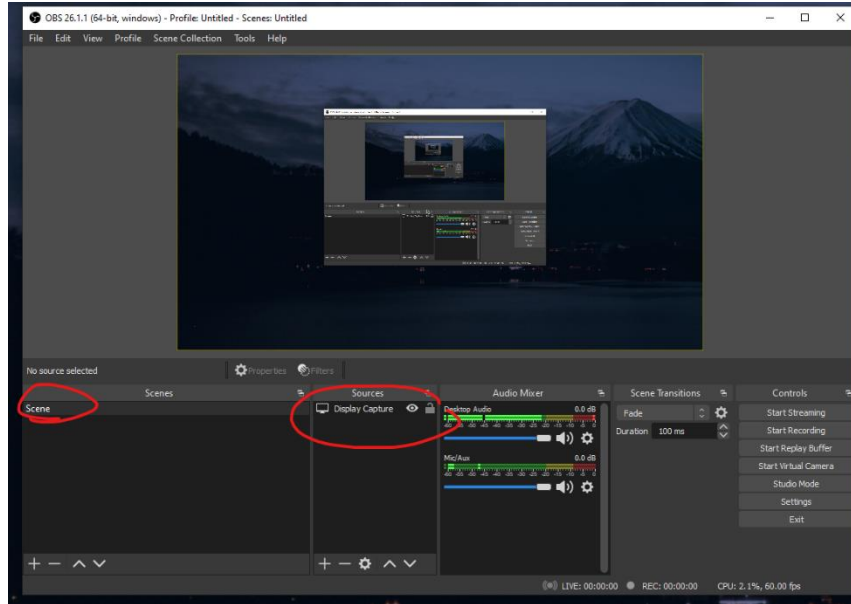


How to start OBS with replay buffer when starting windows. I know there are the included apps run well in games, but this can run on any scene and captures the whole screen everywhere.

U can set obs to start minimized too so it doesn't bother u anytime u log in <https://www.google.com/search?-b-d&q=make+obs+start+minimized>

1. open OBS and make sure it's a clear scene and add only display capture

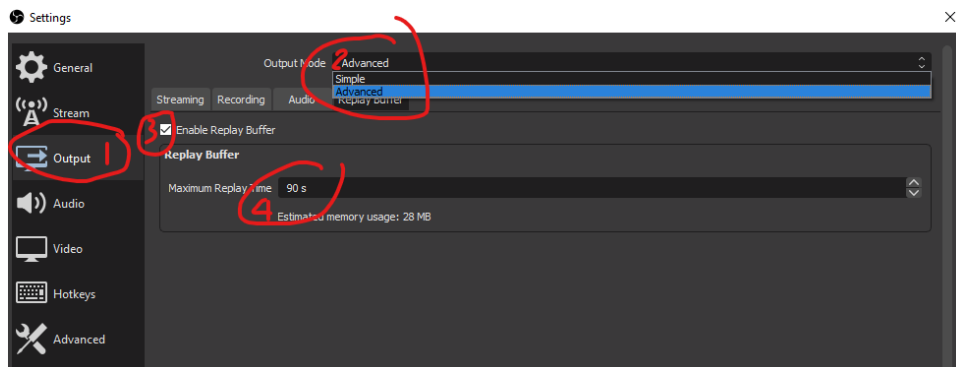


2. Then open settings > output > follow this image

thanks to this dude _____

You can put any time you want

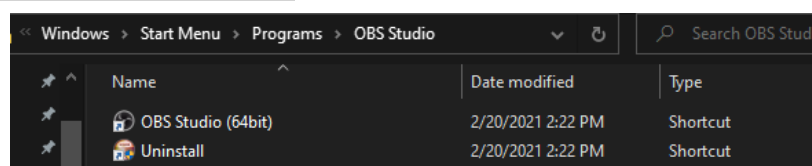
“the more time the more RAM gets filled”



3. after you setup replay buffer search for obs in the search bar and click open file location, this opens the shortcut that open obs from the start menu and copy the obs studio shortcut

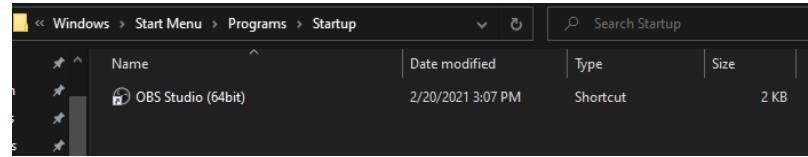
Or just copy this file path

C:\ProgramData\Microsoft\Windows\Start Menu\Programs\OBS Studio

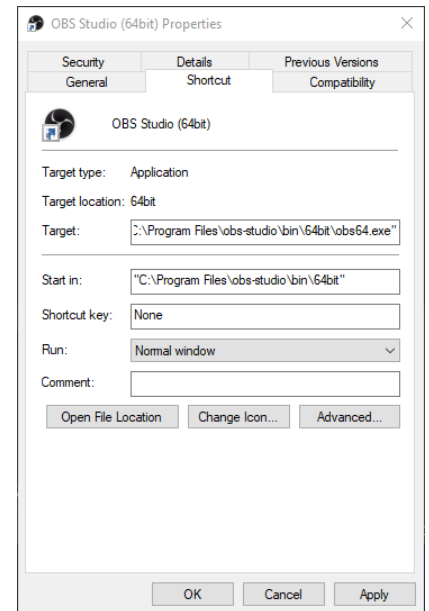


4. after you copy the obs studio shortcut and paste it in this location

C:\ProgramData\Microsoft\Windows\Start Menu\Programs\StartUp *“this is the startup file path”*



5. after you paste it in the startup file path right click it and click properties

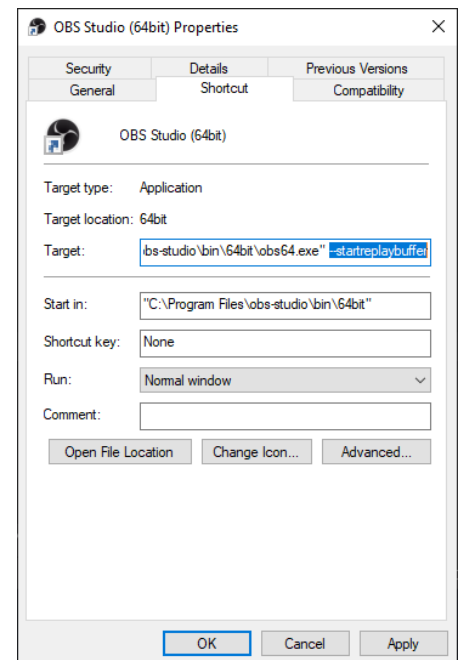


6. last thing is to add the **--startreplaybuffer** parameter in the **Target** section,

So it becomes like this

"C:\Program Files\obs-studio\bin\64bit\obs64.exe" --startreplaybuffer

7. click apply and restart



All the credit/thanks to this thread, **koala** really helped there.

<https://obsproject.com/forum/threads/is-there-a-way-to-automatically-start-replay-buffer-on-start-up.100552/>