



Stoic Trading Group

Market Structure

Table of Contents:

Page 2 - Importance of Market Structure

Page 3 - Market Structure Basics & Rules

Page 4 - Strong vs Weak Highs & Lows

Page 5 - Break of Structure & Change of Character

Page 6 - Break Validity & Steps

Importance of Market Structure

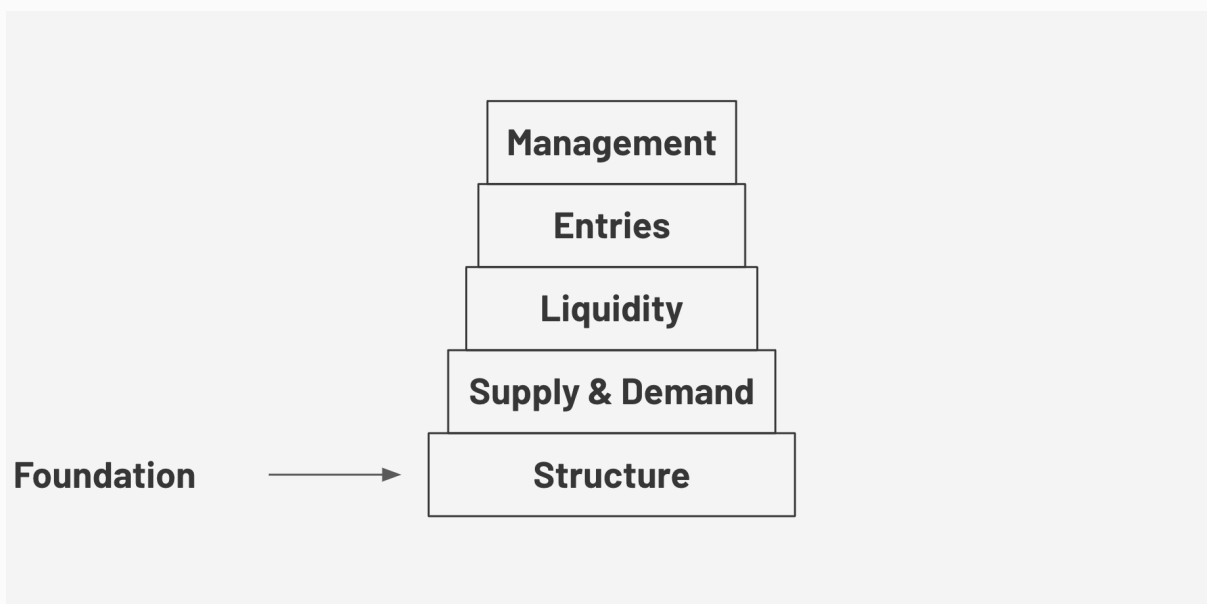
The foundation of success in trading is Market Structure, it helps you determine the direction of price.

We have a repeatable system to identify Market Structure, this removes confusion and keeps the chart-work as simple as possible.

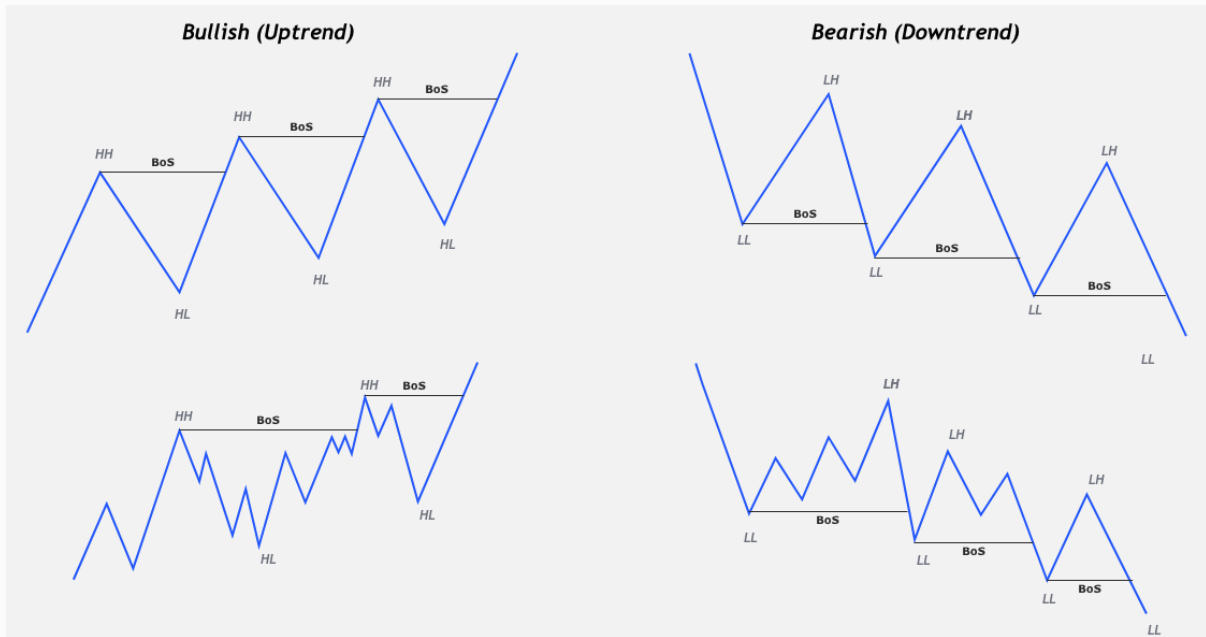
Benefits of having a good understanding of Market Structure;

- Be on the right side of the market
- Higher Win Rate

The key to having a successful trading career is having a solid foundation, master the basics and you're already ahead of the majority of people. Simplicity is key.



Market Structure Basics



Market Structure Rules

Swing High = Highest point before the swing low.

Swing Low = Lowest point before the swing high.

Fractal Structure = Structure between Swings.

Expect a pullback after a BoS, price will always retrace.

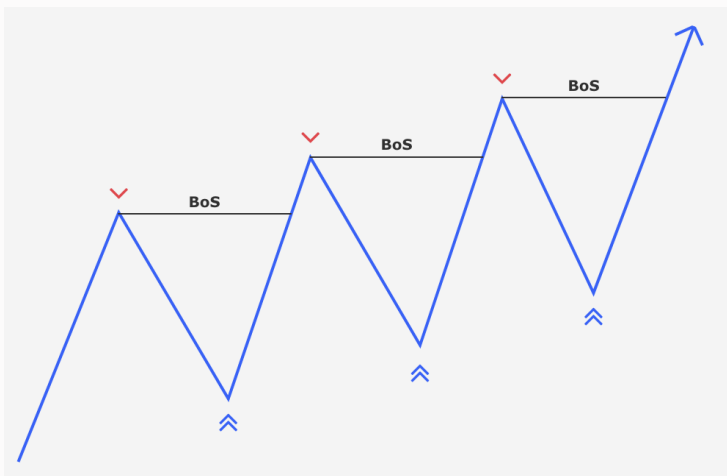
Strong vs Weak Highs & Lows



When you move to the Lower Time Frames after HTF analysis, it's easy to get the Swing points mixed up with the market noise on the LTF.

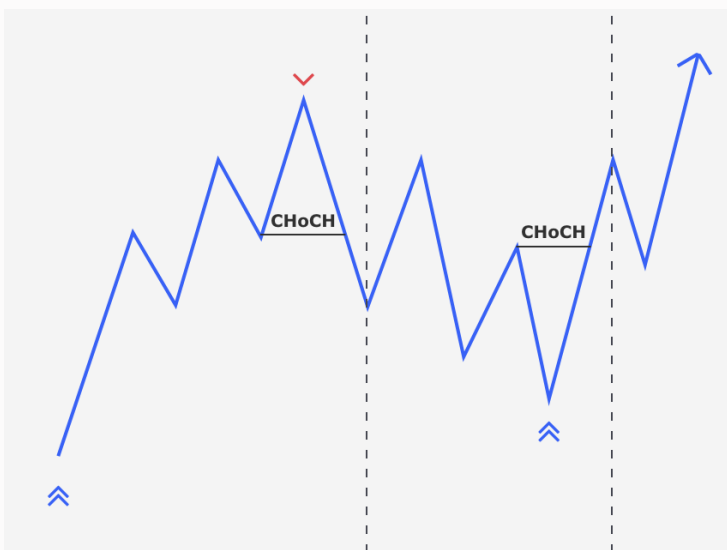
Using the coloured icons helps you visually understand the main swing points in price. After experience on the charts, it's easier to distinguish the main Swing points without the use of icons but is a great tool to begin with.

Break of Structure (BoS) & Change of Character (CHoCH)



A BoS is when price breaks past the previous structure and creates HH's / LL's when continuing the trend.

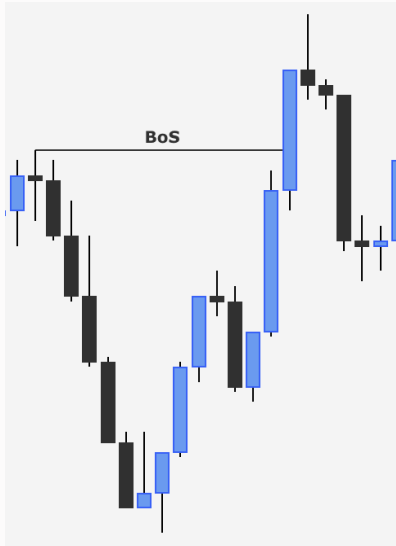
This is a clear sign that the market is still trending.



A CHoCH is similar to a BoS but this forms within the Swing Highs & Lows.

This is the first sign that price is reversing on the LTF.

Break Validity & Step by Step Process



In order for a BoS or CHoCH to be valid, the candle body must close through the level.

If the candle just wicks through but fails to close, this isn't valid.

This often occurs with a "Liquidity Grab".

This rule should be used universally throughout your analysis, price must close above the level you're looking at. This is typically when the market is trying to get retail traders on the wrong side of the market to be immediately taken out after they enter a trade.

Steps:

- 1. Identify Market Trend (i.e Uptrend, Downtrend or Consolidation)**
- 2. Mark on Swing Highs & Lows on HTF**
- 3. Mark on Breaks of Structure**
- 4. Mark on Changes of Character on LTF**



Stoic Trading Group

Market Structure

Thank you for learning with us, we have a simplistic approach to trading the financial markets. **Here's what we have to offer:**

Free Discord Channel

- **Morning Livestreams** - Live Chart Breakdowns
- **Our Personal Trade Concepts** - Follow Along & Learn
- **Psychology Tips**
- **Community of Like-Minded Traders**

YouTube Channel (Stoic Trading Group)

Premium 1-1 Mentorship

- **Bespoke Learning Packages**
- **1-1 Guidance to Becoming a Funded Trader**

<https://allmylinks.com/stoic>