

Unconfirmed

Patient ID:	709658	Patient name:	sarah eggleton
Date of birth:	21/10/1983 (39 Years)	Gender:	Female
Height:		Weight:	
BMI:		BSA:	
Physician:		Ward/Dept:	

Recording information

Start:	17/01/2023 13:16:00	Ambulatory Arterial Stiffness Index (AASI):	0.35
End:	18/01/2023 15:41:00	Morning Surge Index (MSI):	15.96 %
Duration:	1.02:25:00	Comfort mode max. pressure:	170
Successful readings:	39 (84.78 %)	Child mode:	Disabled
Systolic > limits:	0.00 %	Serial number:	90227-008172
Diastolic > limits:	10.26 %		
MBP 06:00-10:00: Systolic 114 mmHg, Diastolic 74 mmHg, MAP 88 mmHg, PP 40 mmHg; HR 83 BPM			

Summary of entire recording - Successful: 84.78 % (39 of 46), Avg.: 107/70 mmHg

	Hourly avg.	Std. dev.	Min.	Max.	Dipping
Overall summary - Successful: 84.78% (39 of 46), Avg: 107/70 mmHg					
Systolic above limits: 0.00%, Diastolic above limits: 10.26%					
Systolic (mmHg)	107	9.18	91 (19:39 Tue)	127 (08:39 Wed)	11.40%
Diastolic (mmHg)	70	8.82	48 (19:39 Tue)	91 (10:39 Wed)	7.54%
MAP (mmHg)	82	8.65	62 (20:09 Tue)	98 (10:39 Wed)	9.29%
Pulse pressure (mmHg)	37	7.27	21 (10:09 Wed)	51 (08:39 Wed)	
Heart rate (BPM)	81	4.98	73 (20:09 Tue)	98 (17:39 Tue)	
Wake periods summary - Successful: 81.58% (31 of 38), Avg: 111/72 mmHg					
Systolic > 135 mmHg: 0.00%, Diastolic > 85 mmHg: 3.23%					
Systolic (mmHg)	111	8.25	91 (19:39 Tue)	127 (08:39 Wed)	
Diastolic (mmHg)	72	9.19	48 (19:39 Tue)	91 (10:39 Wed)	
MAP (mmHg)	85	8.74	62 (20:09 Tue)	98 (10:39 Wed)	
Pulse pressure (mmHg)	40	7.05	21 (10:09 Wed)	51 (08:39 Wed)	
Heart rate (BPM)	81	5.32	73 (20:09 Tue)	98 (17:39 Tue)	
Sleep periods summary - Successful: 100.00% (8 of 8), Avg: 99/66 mmHg					
Systolic > 120 mmHg: 0.00%, Diastolic > 70 mmHg: 37.50%					
Systolic (mmHg)	99	4.37	93 (00:09 Wed)	106 (05:09 Wed)	
Diastolic (mmHg)	66	5.87	56 (00:09 Wed)	71 (22:09 Tue)	
MAP (mmHg)	77	4.68	68 (00:09 Wed)	83 (01:09 Wed)	
Pulse pressure (mmHg)	33	5.01	26 (22:09 Tue)	38 (05:09 Wed)	
Heart rate (BPM)	81	3.63	77 (22:09 Tue)	87 (01:09 Wed)	

Unconfirmed

Daily summaries

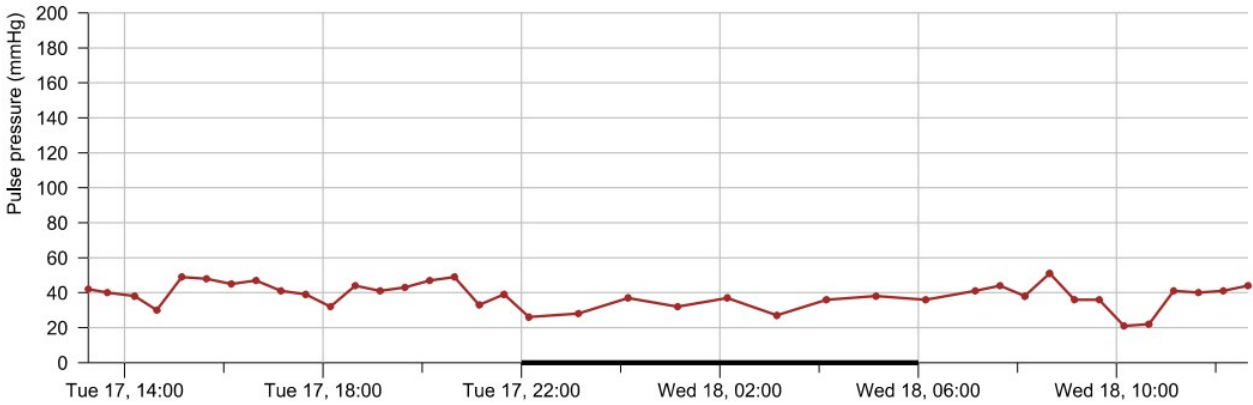
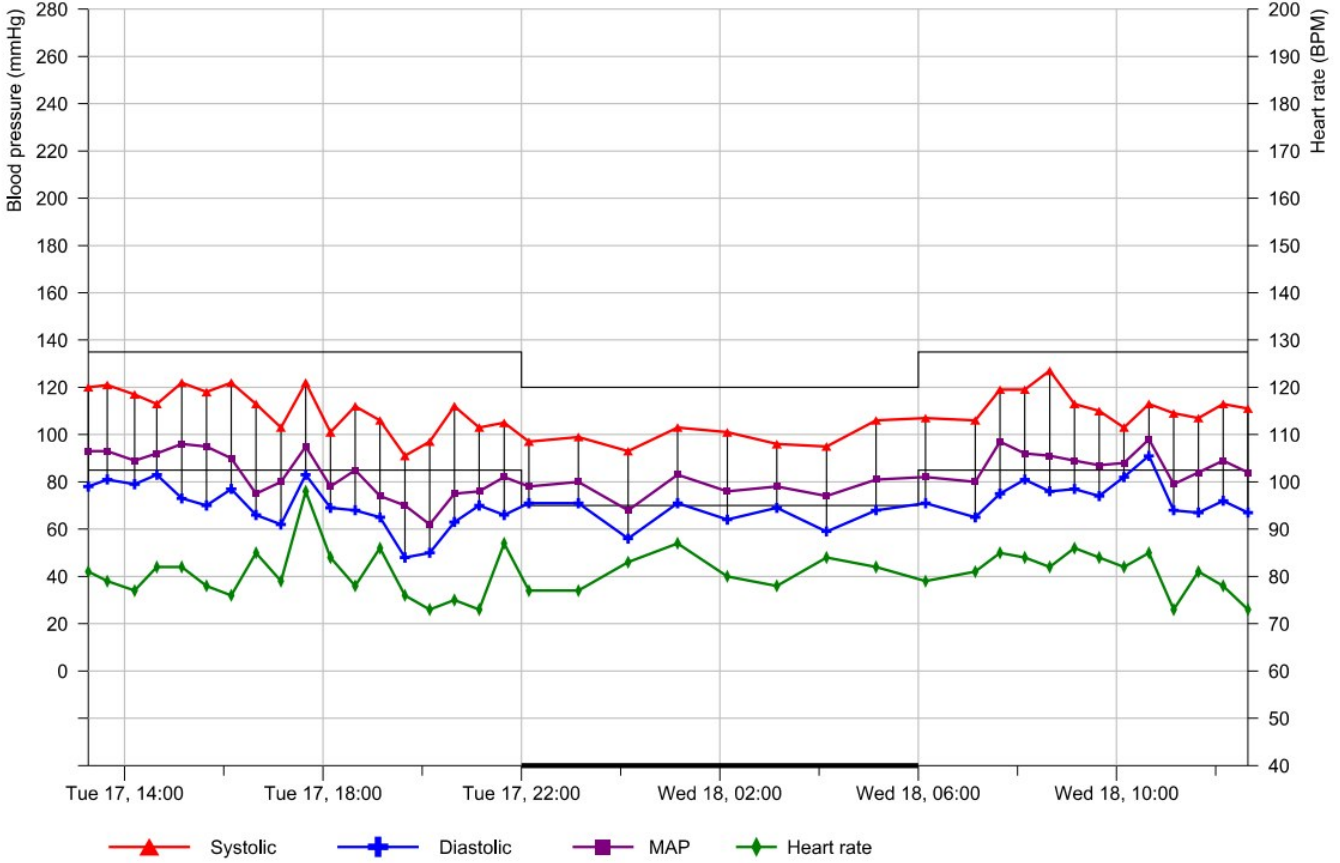
	Hourly avg.	Std. dev.	Min.	Max.	Dipping
Day 1 overall summary, 17/01/2023 13:16 - 18/01/2023 13:09 - Successful: 95.12% (39 of 41), Avg.: 107/70 mmHg					
Systolic (mmHg)	107	9.18	91 (19:39 Tue)	127 (08:39 Wed)	11.40%
Diastolic (mmHg)	70	8.82	48 (19:39 Tue)	91 (10:39 Wed)	7.54%
MAP (mmHg)	82	8.65	62 (20:09 Tue)	98 (10:39 Wed)	9.29%
Pulse pressure (mmHg)	37	7.27	21 (10:09 Wed)	51 (08:39 Wed)	
Heart rate (BPM)	81	4.98	73 (20:09 Tue)	98 (17:39 Tue)	
Day 2 overall summary, 18/01/2023 13:16 - 18/01/2023 15:41 - Successful: 0.00% (0 of 5), Avg.: 0/0 mmHg					
Systolic (mmHg)	0	0.00	0 (00:00 Mon)	0 (00:00 Mon)	
Diastolic (mmHg)	0	0.00	0 (00:00 Mon)	0 (00:00 Mon)	
MAP (mmHg)	0	0.00	0 (00:00 Mon)	0 (00:00 Mon)	
Pulse pressure (mmHg)	0	0.00	0 (00:00 Mon)	0 (00:00 Mon)	
Heart rate (BPM)	0	0.00	0 (00:00 Mon)	0 (00:00 Mon)	

Wake period and sleep period summaries

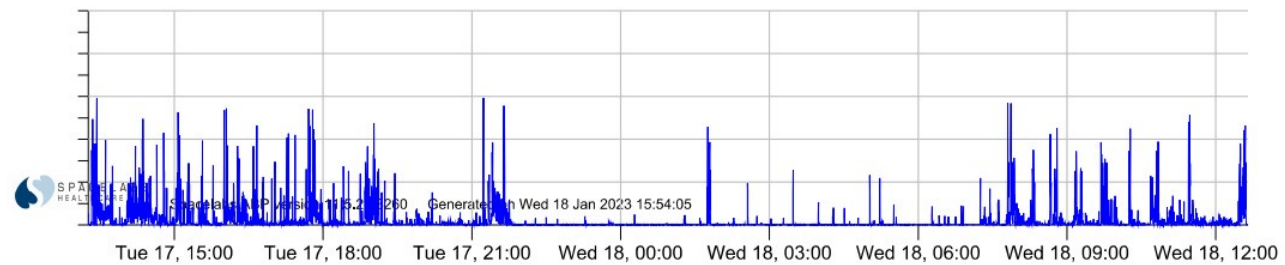
	Hourly avg.	Std. dev.	Min.	Max.
Wake period day 1, 17/01/2023 13:16 - 17/01/2023 22:00 - Successful: 100.00% (18 of 18), Avg.: 111/70 mmHg				
Systolic (mmHg)	111	9.47	91 (19:39 Tue)	122 (15:09 Tue)
Diastolic (mmHg)	70	10.05	48 (19:39 Tue)	83 (14:39 Tue)
MAP (mmHg)	83	10.08	62 (20:09 Tue)	96 (15:09 Tue)
Pulse pressure (mmHg)	42	5.73	30 (14:39 Tue)	49 (15:09 Tue)
Heart rate (BPM)	81	6.08	73 (20:09 Tue)	98 (17:39 Tue)
Sleep period day 1-2, 17/01/2023 22:00 - 18/01/2023 06:00 - Successful: 100.00% (8 of 8), Avg.: 99/66 mmHg				
Systolic (mmHg)	99	4.37	93 (00:09 Wed)	106 (05:09 Wed)
Diastolic (mmHg)	66	5.87	56 (00:09 Wed)	71 (22:09 Tue)
MAP (mmHg)	77	4.68	68 (00:09 Wed)	83 (01:09 Wed)
Pulse pressure (mmHg)	33	5.01	26 (22:09 Tue)	38 (05:09 Wed)
Heart rate (BPM)	81	3.63	77 (22:09 Tue)	87 (01:09 Wed)
Wake period day 2, 18/01/2023 06:00 - 18/01/2023 15:41 - Successful: 65.00% (13 of 20), Avg.: 112/74 mmHg				
Systolic (mmHg)	112	6.50	103 (10:09 Wed)	127 (08:39 Wed)
Diastolic (mmHg)	74	7.32	65 (07:09 Wed)	91 (10:39 Wed)
MAP (mmHg)	87	5.92	79 (11:09 Wed)	98 (10:39 Wed)
Pulse pressure (mmHg)	38	8.31	21 (10:09 Wed)	51 (08:39 Wed)
Heart rate (BPM)	81	4.26	73 (11:09 Wed)	86 (09:09 Wed)

Unconfirmed

Measurements



Activity



Unconfirmed

Valid ranges

	Systolic	Diastolic	MAP	Pulse pressure	Heart rate
Min.	70	40	40	20	20
Max.	240	150	200	150	200

ABP Raw Data Table

Type	Day	Time	Sys	Dia	MAP	PP	HR	Status	Code	Excluded	Diary event
Manual	1	13:16	120	78	93	42	81				
Auto	1	13:39	121	81	93	40	79				
Auto	1	14:09	0	0	0	0	0	Error	11	X	
Retry	1	14:12	117	79	89	38	77				
Auto	1	14:39	113	83	92	30	82				
Auto	1	15:09	122	73	96	49	82				
Auto	1	15:39	118	70	95	48	78				
Auto	1	16:09	122	77	90	45	76				
Auto	1	16:39	113	66	75	47	85				
Auto	1	17:09	103	62	80	41	79				
Auto	1	17:39	122	83	95	39	98				
Auto	1	18:09	101	69	78	32	84				
Auto	1	18:39	112	68	85	44	78				
Auto	1	19:09	106	65	74	41	86				
Auto	1	19:39	91	48	70	43	76				
Auto	1	20:09	97	50	62	47	73				
Auto	1	20:39	112	63	75	49	75				
Auto	1	21:09	103	70	76	33	73				
Auto	1	21:39	105	66	82	39	87				
Auto	(1)	22:09	97	71	78	26	77				
Auto	(1)	23:09	99	71	80	28	77				
Auto	(2)	00:09	93	56	68	37	83				
Auto	(2)	01:09	103	71	83	32	87				
Auto	(2)	02:09	101	64	76	37	80				
Auto	(2)	03:09	96	69	78	27	78				
Auto	(2)	04:09	95	59	74	36	84				
Auto	(2)	05:09	106	68	81	38	82				
Auto	2	06:09	107	71	82	36	79				
Auto	2	07:09	106	65	80	41	81				
Auto	2	07:39	119	75	97	44	85				
Auto	2	08:09	119	81	92	38	84				
Auto	2	08:39	127	76	91	51	82				
Auto	2	09:09	113	77	89	36	86				
Auto	2	09:39	110	74	87	36	84				
Auto	2	10:09	103	82	88	21	82				
Auto	2	10:39	113	91	98	22	85				
Auto	2	11:09	109	68	79	41	73				
Auto	2	11:39	107	67	84	40	81				
Auto	2	12:09	113	72	89	41	78				
Auto	2	12:39	111	67	84	44	73				
Auto	2	13:09	0	0	0	0	0	Error	3	X	
Manual	2	13:09	0	0	0	0	0	Error	3	X	
Auto	2	13:39	0	0	0	0	0	Error	42	X	
Retry	2	13:41	0	0	0	0	0	Error	62	X	
Auto	2	14:09	0	0	0	0	0	Error	62	X	
Retry	2	14:11	0	0	0	0	0	Error	4	X	
Auto	2	14:39	0	0	0	0	0	Error	42	X	
Retry	2	14:41	0	0	0	0	0	Error	18	X	
Auto	2	15:09	0	0	0	0	0	Error	18	X	
Retry	2	15:13	0	0	0	0	0	Error	18	X	
Auto	2	15:39	0	0	0	0	0	Error	62	X	
Retry	2	15:41	0	0	0	0	0	Error	42	X	

Unconfirmed

ABP Hourly Average Data Table

Day	Hour	Reading	Systolic	Diastolic	MAP	Pulse pressure	Heart rate
1	13:16	2	121	80	93	41	80
1	14:00	2	115	81	91	34	80
1	15:00	2	120	72	96	49	80
1	16:00	2	118	72	83	46	81
1	17:00	2	113	73	88	40	89
1	18:00	2	107	69	82	38	81
1	19:00	2	99	57	72	42	81
1	20:00	2	105	57	69	48	74
1	21:00	2	104	68	79	36	80
1	22:00	1	97	71	78	26	77
1	23:00	1	99	71	80	28	77
2	00:00	1	93	56	68	37	83
2	01:00	1	103	71	83	32	87
2	02:00	1	101	64	76	37	80
2	03:00	1	96	69	78	27	78
2	04:00	1	95	59	74	36	84
2	05:00	1	106	68	81	38	82
2	06:00	1	107	71	82	36	79
2	07:00	2	113	70	89	43	83
2	08:00	2	123	79	92	45	83
2	09:00	2	112	76	88	36	85
2	10:00	2	108	87	93	22	84
2	11:00	2	108	68	82	41	77
2	12:00	2	112	70	87	43	76