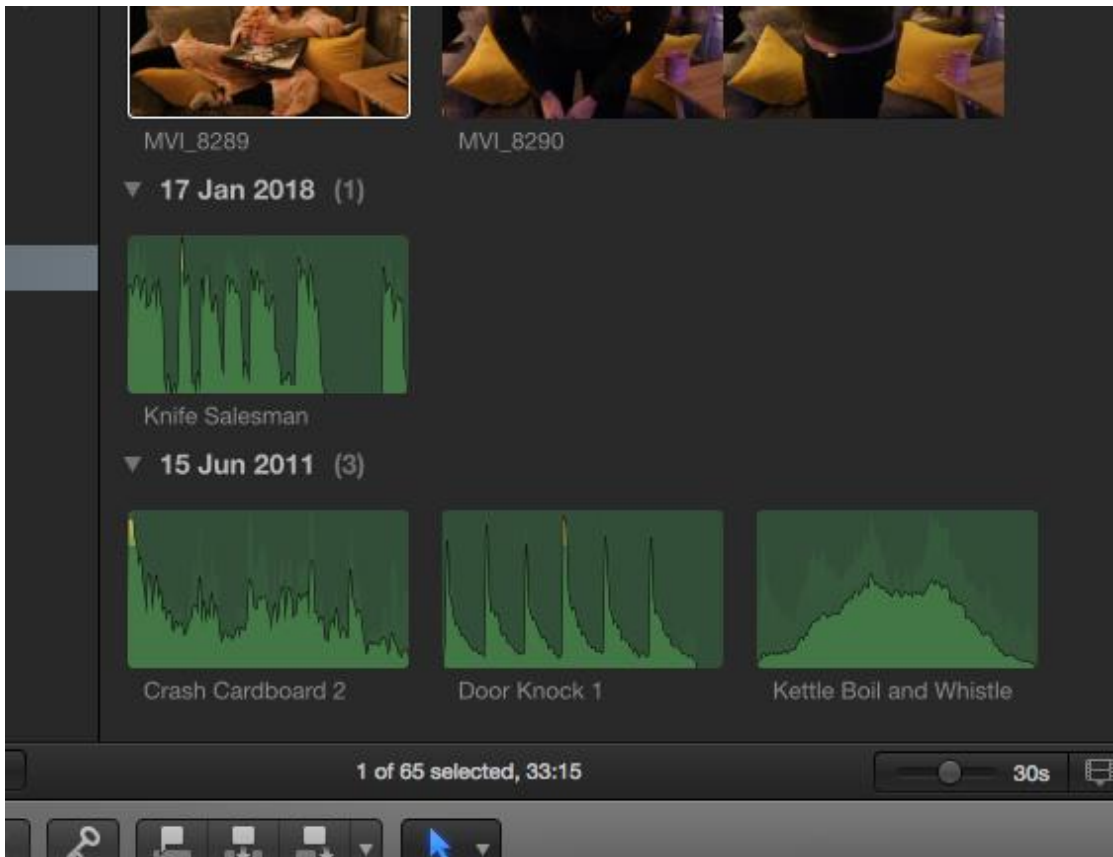
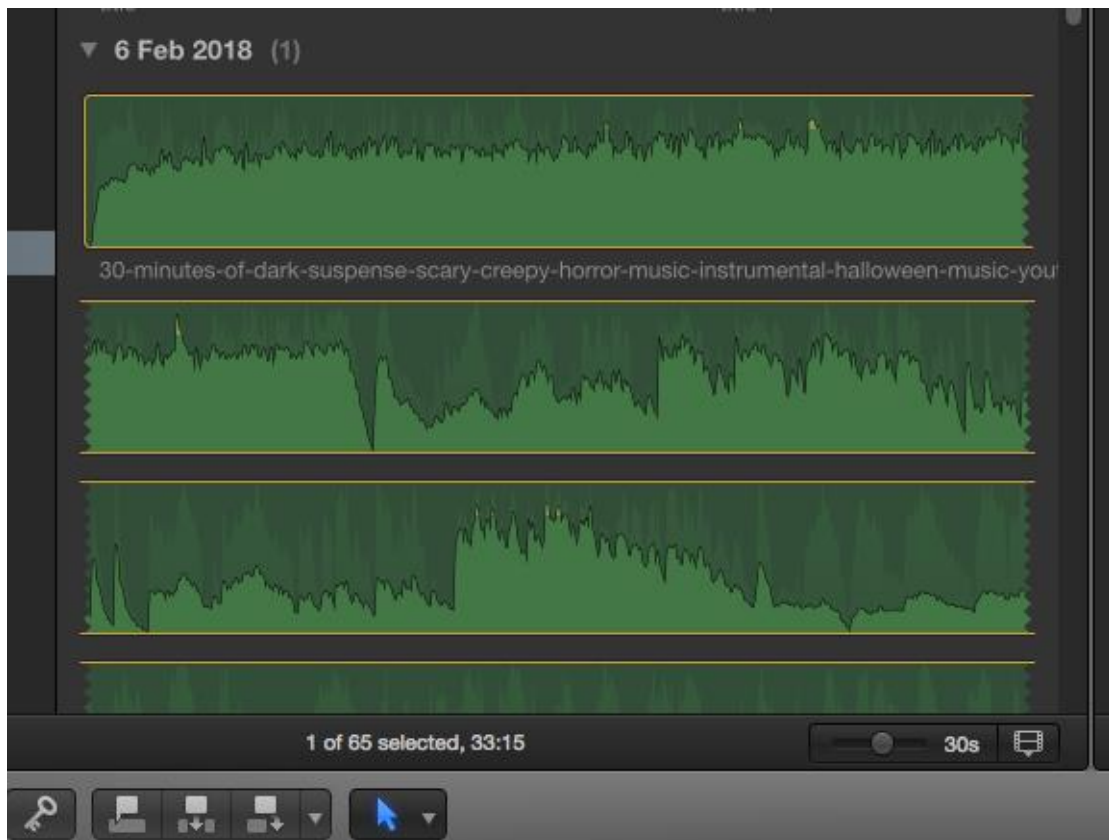



# FINAL CUT PRO FILES



Crash cardboard 2 was used for the noises coming from outside. The door knock creates realism and the kettle whistling builds tension and adds to the overall horror effect.



The non-diegetic horror music was used in the opening title and closing credits of my film, to set up and bring to a close the genre.



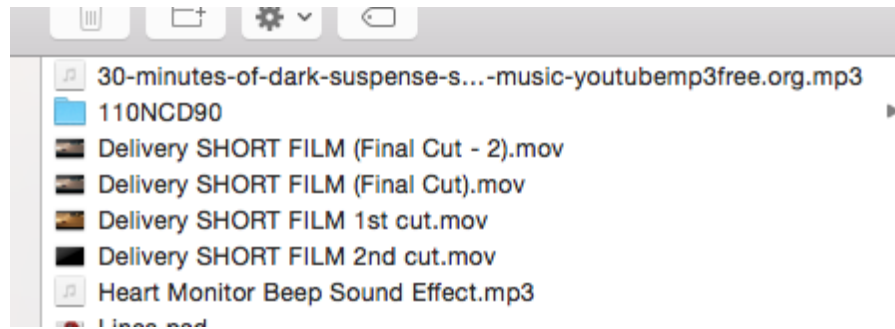
The heart monitor sound was used to mimic the sound of a turning on a kettle in order to create realism for the audience.

#### YOUTUBE TO MP3 CONVERTOR

- For horror music opening and credits
- Heart monitor for sound of oven beep

The screenshot shows the h2Converter website interface. At the top is the logo for h2Converter, which consists of a red double arrow icon followed by the text 'h2Converter' in blue. Below the logo is a form for converting YouTube videos. The form has a header 'Insert YouTube video URL' with a magnifying glass icon. Below this is a text input field containing the example URL 'e.g https://www.youtube.com/watch?v=kJQP7kiw5Fk'. Underneath the input field is a dropdown menu for 'Format: .mp3' with a downward arrow. To the right of the dropdown is a gear icon and the text 'More Settings'. Below these elements is a blue button labeled 'Start &gt;'. At the bottom of the form, there are two tabs: 'mp3' and 'mp4'. Below the tabs is a yellow box containing a text input field with a YouTube icon and the URL 'https://www.h2youtube.com/watch?v=8ccFSXgd'. Below the input field, there are three instructions: '1st way: View a video on YouTube: add h2 before "youtube.com" or "youtu.be" in the box URL and press ↵ Enter to convert to MP3 or MP4.', '2nd way: Use short domain: replace withyoutu2.com,youtu2.be.', and '3rd way: Use our browser addon (add button download on youtube page)'.

FILES SAVED ON HARD DRIVE



AVAILABLE IN FINAL CUT PRO FILES

