

How To Get Rimworld 1.0 & Beta 18 *For Free*

Step One

The first thing you are going to need is an unpacking program. I recommend that you use 7zip or WinRAR. Both are great free options, but I personally use WinRAR. Here are the links to both

WinRAR

<http://petty.link/nzp8scD>

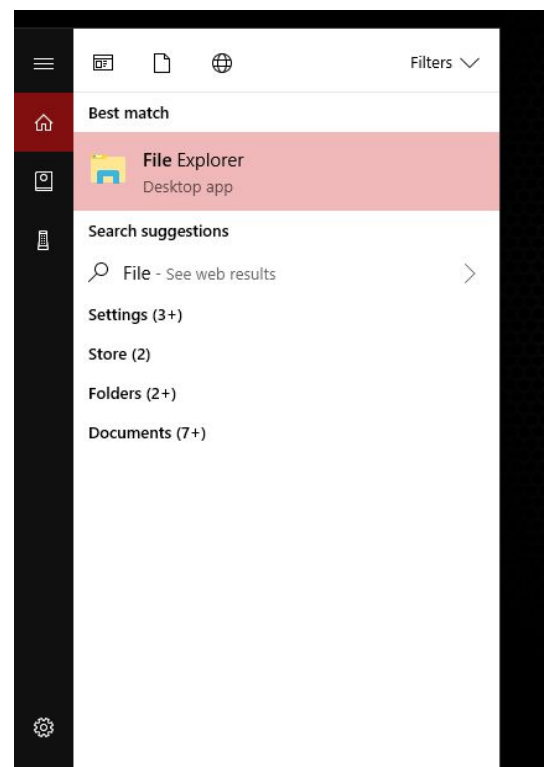
7zip

<http://petty.link/hLE6o6>

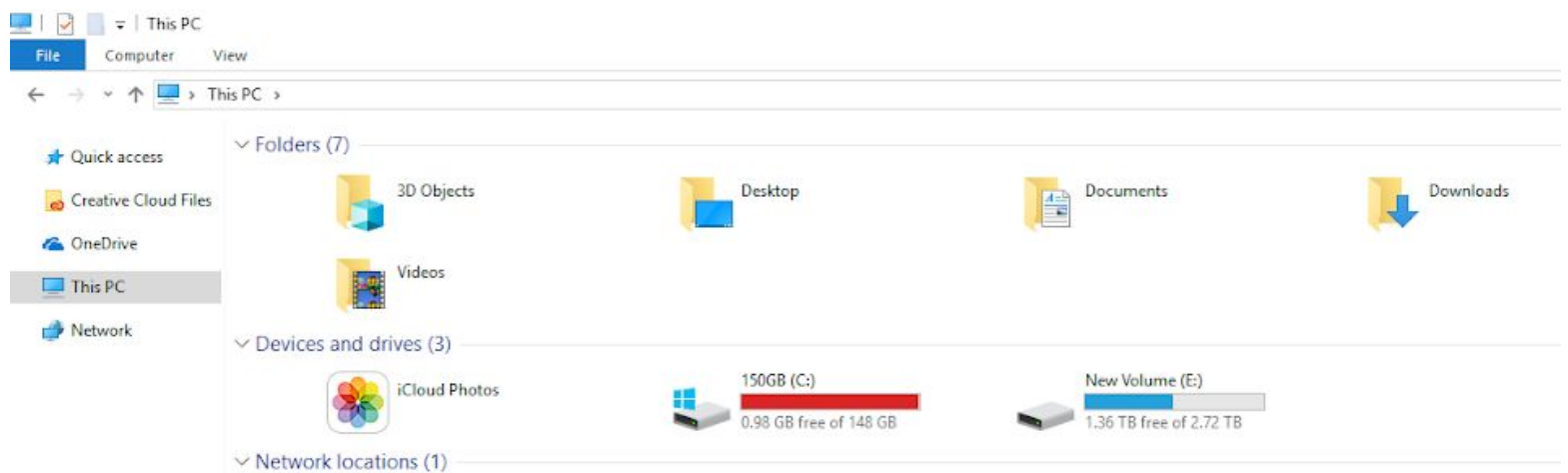
IMPORTANT

Make sure you choose the right version for your OS. If you have a 64-bit OS then choose the 64-bit download. If you have a 32-bit OS then download the corresponding option. If you are unsure, you can follow the instructions below to find out. If you know what bit OS you have then skip the following instructions and go to Extracting.

1. First go to **File Explorer**----->



2. Next go to **My PC**



3. Next right click on **My PC** and click on **Properties**. The system properties should show up. (This image is zoomed in to protect my product activation ID. The system page is longer.) Under the system category it should say what type of operating system you have, 32-bit or 64-bit. This information will tell you what version of winrar or 7zip to download.

View basic information about your computer

Windows edition

Windows 10 Pro

© 2018 Microsoft Corporation. All rights reserved.

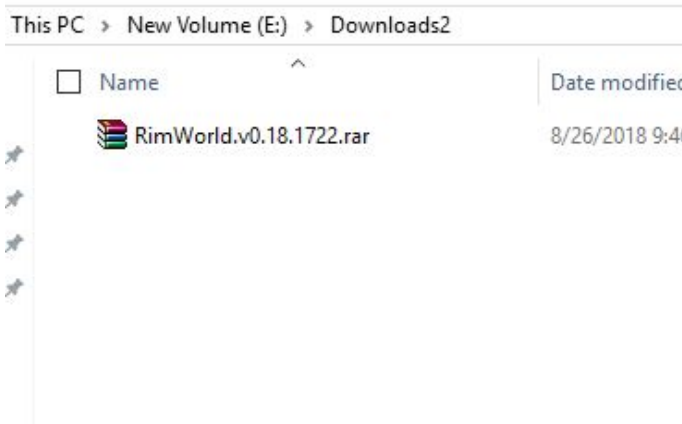


System

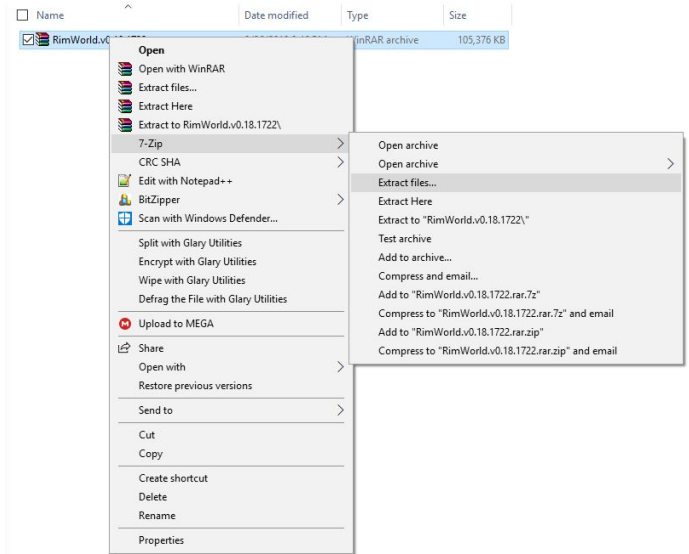
Processor: Intel(R) Core(TM) i5-7600K CPU @ 3.80GHz 3.80 GHz
Installed memory (RAM): 16.0 GB
System type: 64-bit Operating System, x64-based processor
Pen and Touch: No Pen or Touch Input is available for this Display

Once you have installed your preferred unpacker, you need to install the game. The link to download Rimworld 18 is here: <http://petty.link/CgiQ> and 1.0 here <http://petty.link/WpuywJ>

Once you have installed the game you should see something that looks like this if you are using Winrar. Or the same with a 7zip logo if using 7zip.



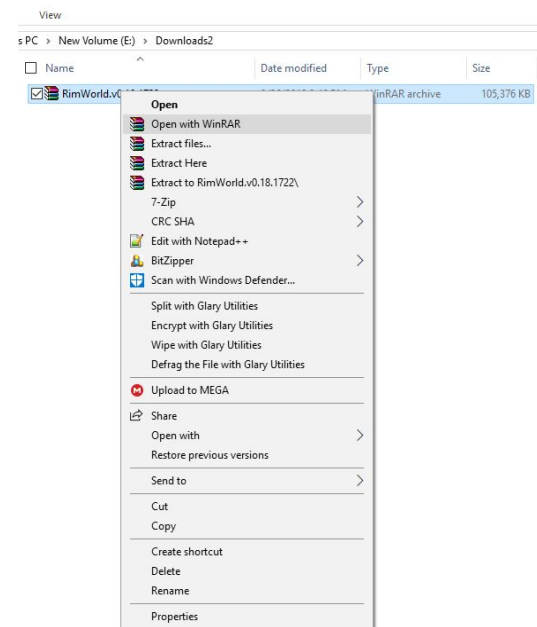
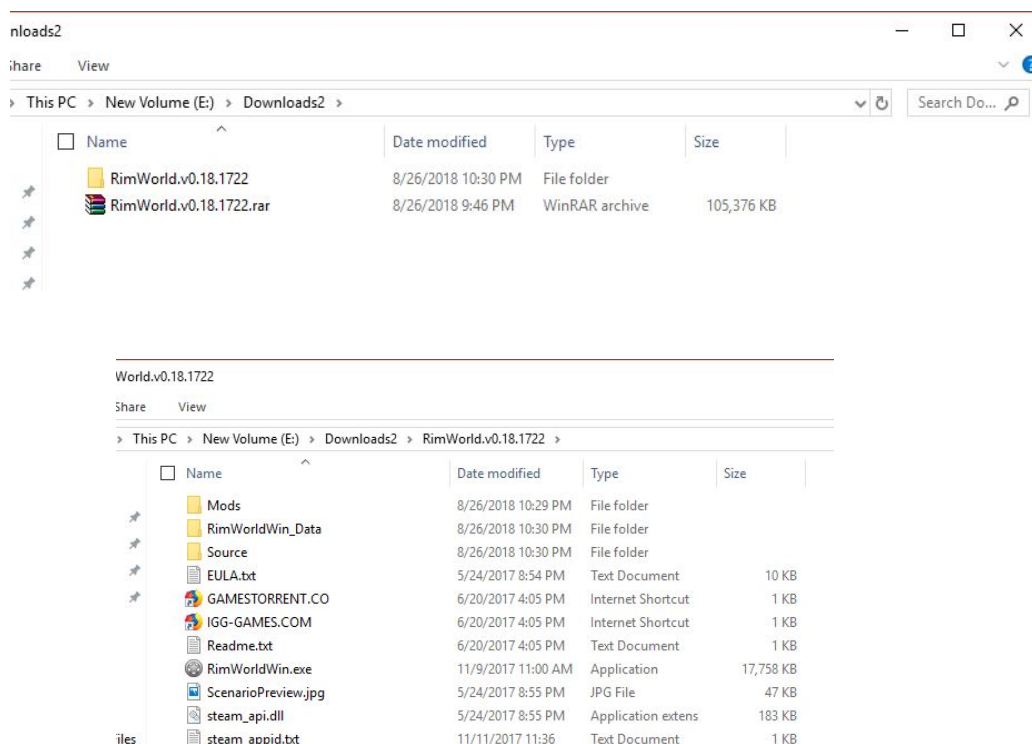
7zip



Extracting

Now you have to right click on the file and if using Winrar click on “open with Winrar.” If using 7zip then right click and mouseover 7zip on the dropdown menu and click extract files. A menu will pop up for either of them. Select where you want to extract the files to and then press extract. Once you are done you should have an unextracted version of the file that you can play. If you have done it correctly it should look like this.(Image left and below)

WinRAR



Now that you have the file unextracted it is time to play. Open the file and click on RimWorldWin.exe to boot up the game. If you want to be able to start the game up from your desktop then right click on RimWorldWin.exe and click create shortcut at the bottom of the dropdown menu. Now you can drag the shortcut to your desktop. Whatever you do, don't drag the exe file out of the folder or it won't work. The game should work perfectly and be loads of fun. If you want to spice up your gameplay you can download mods. Two good websites for mods are the official rimworld forum <http://petty.link/6FEVF2E> and the nexus mods website <http://petty.link/Je3j>

Thanks for reading, upvote if it worked and leave a comment if it didn't. If it did not work please try to **describe what your issue is** and I will try my best to help you.