

HOW TO PASS THE EXAM

# CCNA 200-301 Guide Certification

Youtube: [YasserRED](#)  
Twitter: [YasserREED](#)

# YouTube Video Explaining

ON THIS CHANNLE:

<https://www.youtube.com/c/YasserRED/videos>

# CONTENT

- Content PlayList:  
<https://bit.ly/3rqB7ku>
- Exam Preparation:  
<https://bit.ly/3EdhfGH>



# Exam Dumps

EXAMTOPICS SITE:

<https://www.examtopics.com/exams/cisco/200-301/>

DUMPSBASE SITE:

<https://www.dumpsbase.com/freedumps/real-cisco-ccna-200-301-exam-dumps-2022-pass-cisco-certified-network-associate-exam-successfully.html>

# EXAM TIPS

## Orgnize Your Time

---

Best way to study Certifcate,  
That you will but goal to finish  
every day.

## Study Smart

---

Always Make the video fastest  
possible.  
always 1x25 speed

## Schudle Your Exam

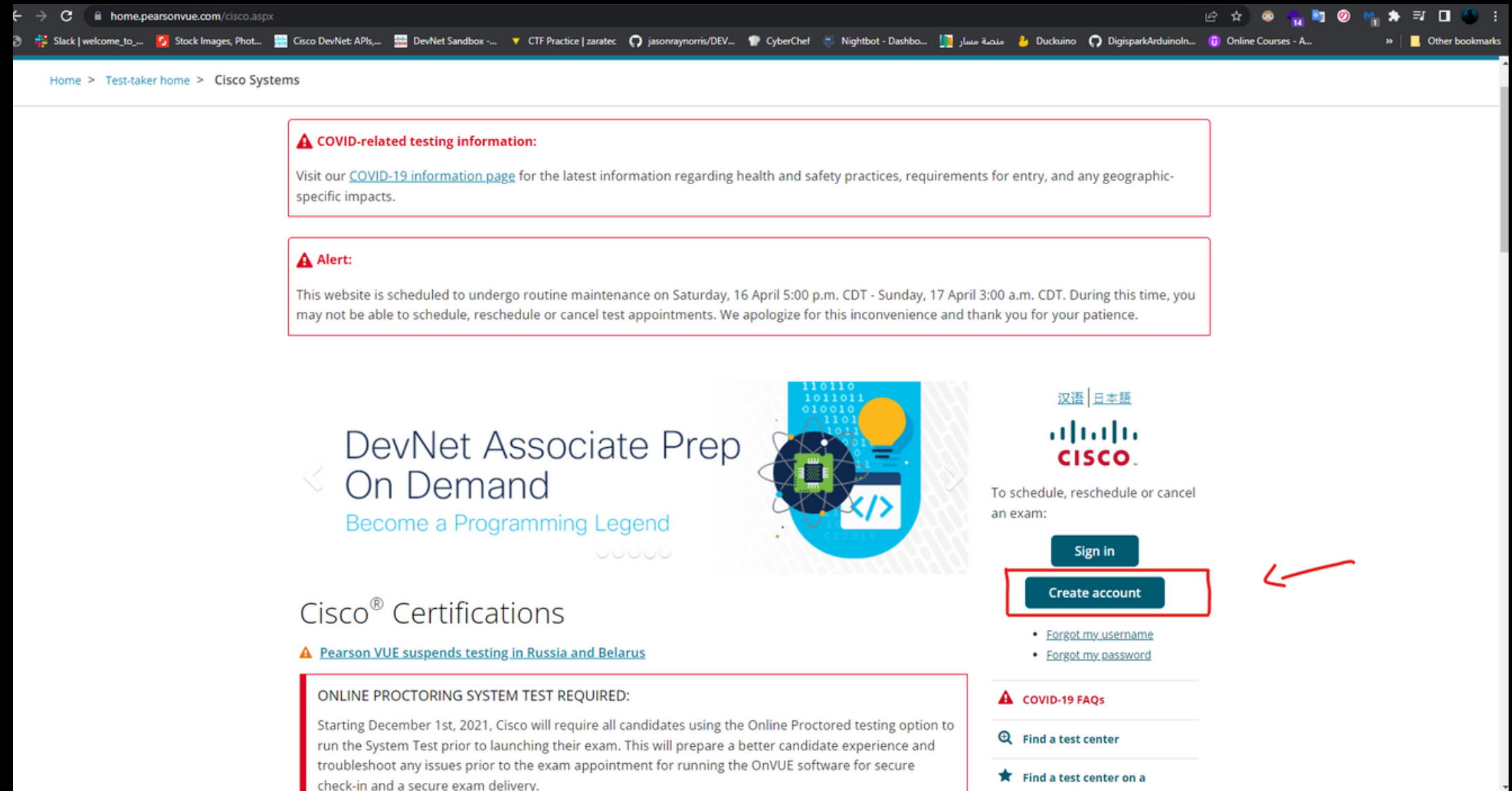
---

The thing that motivate you  
and push you to keep study,  
Schudle your exam now!

# Exam Schedule:

## STEP 1: Go to this website and Create Account:

<https://home.pearsonvue.com/cisco.aspx>



The screenshot shows the Cisco Systems page on the PearsonVue website. At the top, there are two alert boxes: one for COVID-related testing information and another for a website maintenance alert. Below these, the main content area features a 'DevNet Associate Prep On Demand' banner with the tagline 'Become a Programming Legend'. Underneath the banner is the 'Cisco® Certifications' section, which includes a link for 'Pearson VUE suspends testing in Russia and Belarus'. At the bottom of the main content, there is a notice about an 'ONLINE PROCTORING SYSTEM TEST REQUIRED' starting December 1st, 2021. On the right side of the page, there is a navigation menu with options for 'Sign in' and 'Create account'. The 'Create account' button is highlighted with a red box and a red arrow pointing to it. Below the 'Create account' button are links for 'Forgot my username' and 'Forgot my password'. At the bottom right, there are links for 'COVID-19 FAQs', 'Find a test center', and 'Find a test center on a'.

Home > Test-taker home > Cisco Systems

**COVID-related testing information:**  
Visit our [COVID-19 information page](#) for the latest information regarding health and safety practices, requirements for entry, and any geographic-specific impacts.

**Alert:**  
This website is scheduled to undergo routine maintenance on Saturday, 16 April 5:00 p.m. CDT - Sunday, 17 April 3:00 a.m. CDT. During this time, you may not be able to schedule, reschedule or cancel test appointments. We apologize for this inconvenience and thank you for your patience.

DevNet Associate Prep  
On Demand  
Become a Programming Legend

Cisco® Certifications

**Pearson VUE suspends testing in Russia and Belarus**

**ONLINE PROCTORING SYSTEM TEST REQUIRED:**  
Starting December 1st, 2021, Cisco will require all candidates using the Online Proctored testing option to run the System Test prior to launching their exam. This will prepare a better candidate experience and troubleshoot any issues prior to the exam appointment for running the OnVUE software for secure check-in and a secure exam delivery.

Sign in  
Create account

[Forgot my username](#)  
[Forgot my password](#)

**COVID-19 FAQs**

[Find a test center](#)

[Find a test center on a](#)

# Exam Schedule:

## STEP 2: After making account, Then sign in:

The screenshot shows the Cisco Systems website with the following elements:

- Breadcrumbs:** Home > Test-taker home > Cisco Systems
- Alert:** A red-bordered box containing the text: "Alert: This website is scheduled to undergo routine maintenance on Saturday, 16 April 5:00 p.m. CDT - Sunday, 17 April 3:00 a.m. CDT. During this time, you may not be able to schedule, reschedule or cancel test appointments. We apologize for this inconvenience and thank you for your patience."
- Hero Section:** A banner for the "DevNet Expert Certification Event" with a "Register Now" button and a "Cisco" logo with the tagline "The bridge to possible".
- Navigation:** Language options for "汉语" (Chinese) and "日本語" (Japanese), and the Cisco logo.
- Sign-in/Account Options:** A section titled "To schedule, reschedule or cancel an exam:" with buttons for "Sign in" (highlighted with a red arrow) and "Create account". Below these are links for "Forgot my username" and "Forgot my password".
- News/Alerts:** A section titled "Cisco® Certifications" with a sub-alert: "Pearson VUE suspends testing in Russia and Belarus". Below this is a red-bordered box with the text: "ONLINE PROCTORING SYSTEM TEST REQUIRED: Starting December 1st, 2021, Cisco will require all candidates using the Online Proctored testing option to run the System Test prior to launching their exam. This will prepare a better candidate experience and troubleshoot any issues prior to the exam appointment for running the OnVUE software for secure check-in and a secure exam delivery."
- Program Description:** A paragraph stating: "The Cisco certification program offers a path for anyone with career aspirations in technology and enable IT careers for people all over the world and from every walk of life. From Networking Academy students just starting out to seasoned professionals ready for CCIE, Cisco certified candidates get a career boost and the skills they need to flourish."
- Footer/Links:** A list of links including "CERTIFICATION PROGRAM UPDATES", "COVID-19 FAQs", "Find a test center", "Find a test center on a military base", "U.S. military community funding eligibility options", "View exams", and "Need help? Contact".

# Exam Schedule:

## STEP 3: Put your username and password

**CISCO**

Cisco Systems, Inc.

Sign in

Our secure website encrypts your personal information so that it cannot be read by unauthorized Internet users. For your security, please remember to sign out of your account and close your browser when you finish your session.

Please do not use the back button to navigate the site.

Required information is marked with an asterisk (\*).

Returning users, please sign in:

\* Username:

\* Password:   Show password

[I forgot my username.](#)  
[I forgot my password.](#)

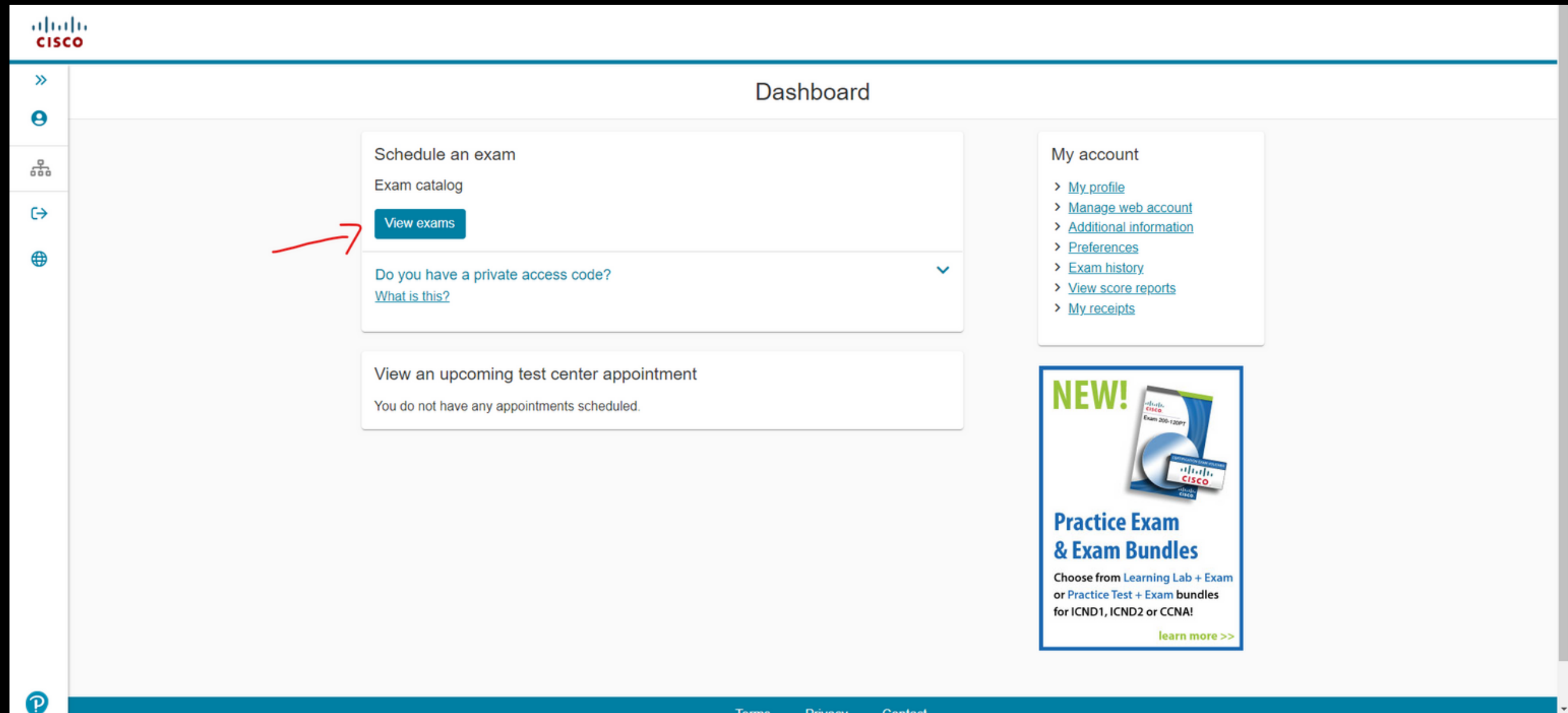
[Sign In](#)

New users, please sign up:  
[Create a web account.](#)



# Exam Schedule:

## STEP 4: Click view exams:



The screenshot shows the Cisco exam dashboard. The Cisco logo is in the top left corner. The page title is "Dashboard". On the left side, there is a navigation menu with icons for home, menu, search, and globe. The main content area is divided into several sections:

- Schedule an exam**
  - Exam catalog
  - View exams** (highlighted with a red arrow)
- Do you have a private access code?** (with a dropdown arrow and a link "What is this?")
- View an upcoming test center appointment**

You do not have any appointments scheduled.

On the right side, there is a "My account" section with the following links:

- > [My profile](#)
- > [Manage web account](#)
- > [Additional information](#)
- > [Preferences](#)
- > [Exam history](#)
- > [View score reports](#)
- > [My receipts](#)

At the bottom right, there is a promotional banner for "NEW! Practice Exam & Exam Bundles" for ICND1, ICND2, or CCNA. The banner includes an image of a CD-ROM and a link to "learn more >>".

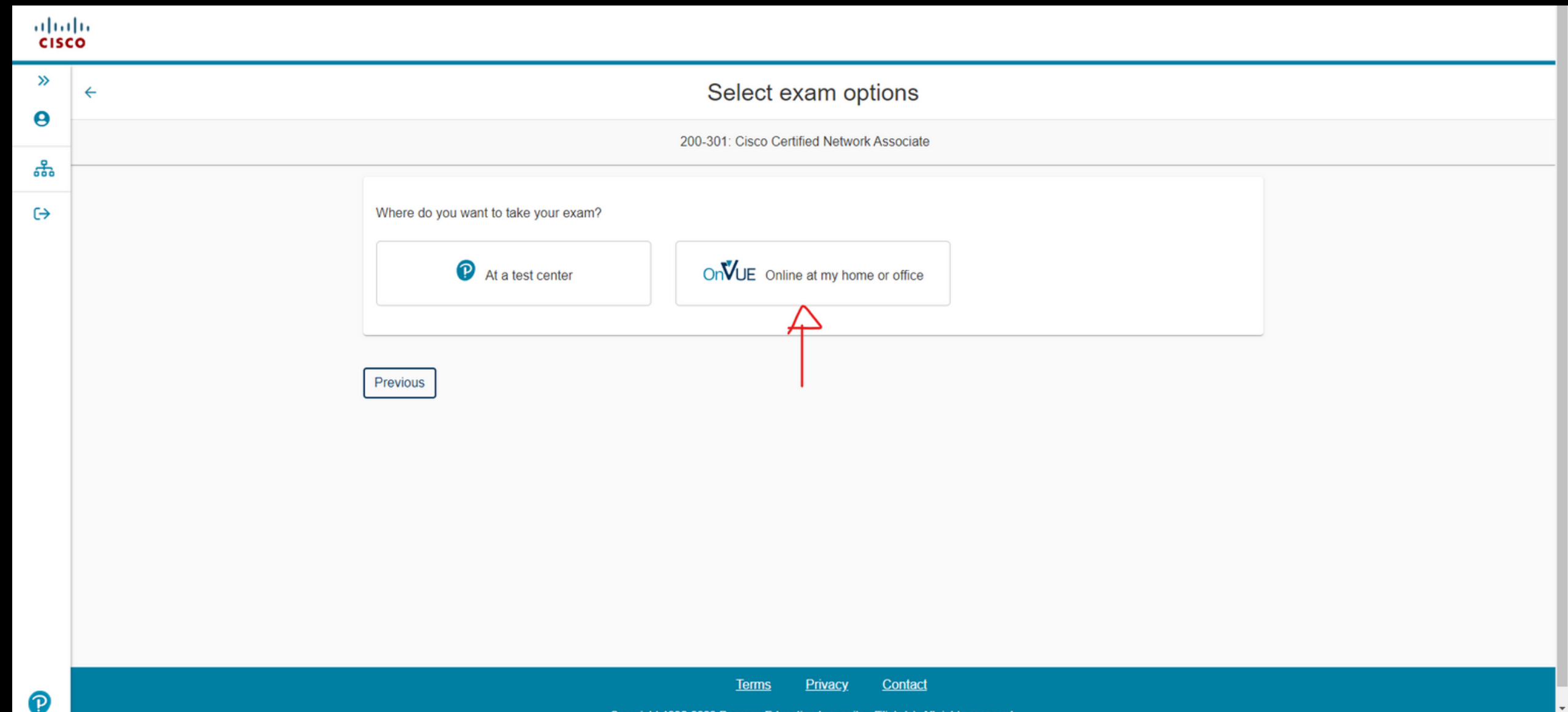
# Exam Schedule:

## STEP 5: Search for 200-301:

The screenshot shows the Cisco exam search page. At the top left is the Cisco logo. The main heading is "Find an exam". Below this is a search bar with the text "Find an Exam:" and a search input field containing "200-301". A red arrow points to the search input field. To the right of the search bar is a "Go" button, which is circled in red. Below the search bar, a dropdown menu is open, showing the search result "200-301: Cisco Certified Network Associate". A red arrow points to this result with the handwritten word "click" next to it. Below the search results, there is a section titled "Do you have a private access code?" with a link "What is this?". Below this is a message: "To schedule an exam, open the group the exam is assigned to by clicking on the group name. Only one group may be opened at a time." Below this message are two buttons: "Proctored Exams" and "Online Unproctored Exams", both with right-pointing chevrons. At the bottom of the page, there are links for "Terms", "Privacy", and "Contact".

# Exam Schedule:

## STEP 6: Take the exam in home:



# Exam Schedule:

## STEP 7: Then Next:

200-301: Cisco Certified Network Associate

Where do you want to take your exam?

At a test center

OnVUE Online at my home or office

Prepare for your online exam at your home or office

**Your computer**  
Use a personal computer that has a reliable webcam and internet connection.  
Run [system test](#).

**Your testing space**  
The room should be a distraction-free, private place.  
See [acceptable spaces](#) and view permitted [comfort aid list](#).

**Your photo ID**  
We'll verify your government-issued identification (ID) when you arrive for your exam.  
Review [admission & ID policies](#).

**What to expect**  
Check in for your OnVUE exam 30 minutes before your appointment time.  
Watch our [short video](#) to get familiar with the process.

**Questions?**  
Check out the [OnVUE FAQs](#) and [minimum technical requirements](#).

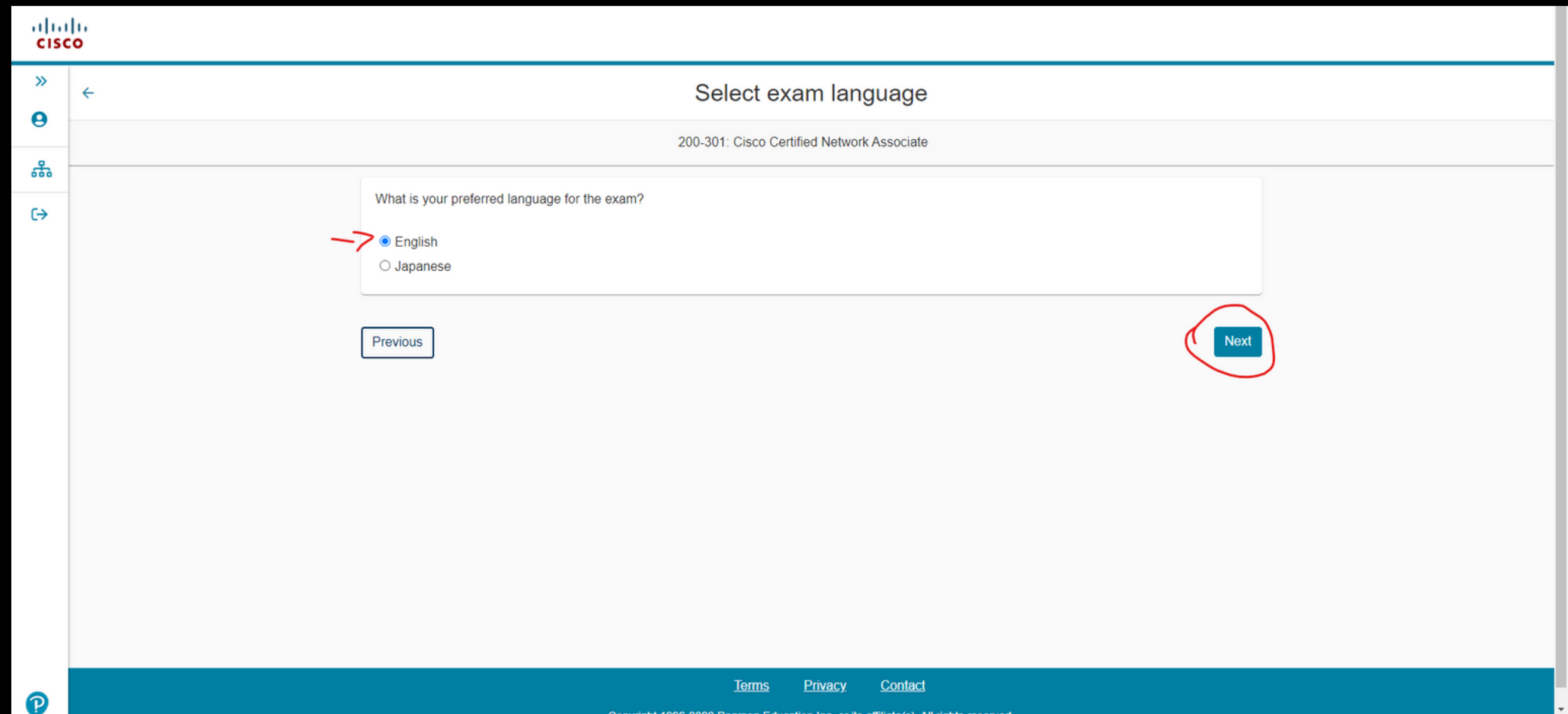
[Previous](#) [Next](#)

[Terms](#) [Privacy](#) [Contact](#)

Copyright 1996-2022 Pearson Education Inc. or its affiliate(s). All rights reserved.

# Exam Schedule:

## STEP 8: Choose English, Then Next:



The screenshot shows the Cisco exam registration interface. At the top left is the Cisco logo. The main heading is "Select exam language". Below this, the exam code "200-301: Cisco Certified Network Associate" is displayed. The central question is "What is your preferred language for the exam?". There are two radio button options: "English" (which is selected and has a red arrow pointing to it) and "Japanese". At the bottom of the form area, there are two buttons: "Previous" on the left and "Next" on the right. The "Next" button is circled in red. The footer contains links for "Terms", "Privacy", and "Contact", along with a copyright notice: "Copyright 1996-2022 Pearson Education, Inc. or its affiliate(s). All rights reserved."

CISCO

>> <

Select exam language

200-301: Cisco Certified Network Associate

What is your preferred language for the exam?

English

Japanese

Previous Next

Terms Privacy Contact

Copyright 1996-2022 Pearson Education, Inc. or its affiliate(s). All rights reserved.

# Exam Schedule:

## STEP 9: Accept, Then next:

**CISCO**

>> <

Provide additional information

200-301: Cisco Certified Network Associate

Required information is marked with an asterisk (\*).  
Enter information on this page in the Roman alphabet. (Alphanumeric)

Do you accept the terms and conditions of the Cisco Certification and Confidentiality Agreement? Registration cannot be completed if you refuse. If you accept now, but refuse when you sit for this exam, it will be terminated and your entire exam fee forfeited. [click here](#)

Yes, I accept  
 No, I do not accept

Please contact [customer service](#) for any information that cannot be updated online.

Previous Next

[Terms](#) [Privacy](#) [Contact](#)

Copyright 1996-2000 Pearson Education, Inc. or its affiliate(s). All rights reserved.

# Exam Schedule:

## STEP 10: Mark on all condations, Then Agree:

»

🔍

👤

🔗

Online exam policies

By checking the boxes below, you agree to each term as described. To take this exam in an online environment, please agree to the following terms and conditions.

→  By accessing this website you understand and agree to the terms set forth in this Candidate Agreement ("Agreement"). This Agreement is entered into by and between you as a test taker, Pearson VUE, a business of NCS Pearson, Inc., and your testing program owner ("Test Sponsor"). This Agreement represents your understanding and acceptance of Pearson VUE's [Privacy and Cookies Policy](#) ("Privacy Policy"), [Terms and Conditions](#), and use of cookies to support your testing experience. You also understand, acknowledge and agree that the testing program sponsor has its own, possibly different, privacy policy.

OnVUE Data Processing

→  By providing your personal information, as described in our [Privacy and Cookies Policy](#), you acknowledge and agree to the video and audio recording of your entire testing session and you agree to the processing of such personal information and test data by Pearson VUE and to the transfer of such data to Pearson VUE's hub server, located in the USA, as the data processor, its authorized third parties, if any, both in the capacity as data processors for the processing of your personal information and test data on behalf of the testing program sponsor, as the data controller, located in the USA or elsewhere. Pearson VUE and other data processing entities, if any, are the recipients of your personal information and test data and are or may be located outside of the United Kingdom, the European Union, and the European Economic Area; however, Pearson VUE will enter into reasonable data transfer agreements with such entities for the purpose of communicating and following the instructions of your testing program sponsor and for establishing reasonable security measures to protect the confidentiality and integrity of your personal information and test data.

→  If you choose to take the test through our online-proctoring platform, which is not mandatory in the event that there are other ways of taking the test as determined by the testing program sponsor, you and your computer will be monitored during your entire testing session in real time so that your face, voice, desk, and workspace will be captured and possibly recorded for the purposes of test quality, test security, and the integrity of the testing process. You understand, acknowledge and agree that you will be monitored at your location through audio, technology and video means so all activity at your location will be detectable by test proctors. By accessing this website you signify your acknowledgement and agreement that any inappropriate or wrongful conduct, as determined in Pearson VUE's or the test proctor's sole discretion, witnessed while monitoring your testing session will be reported by Pearson VUE to the testing program sponsor and may also be reported to the appropriate governmental authorities, including, but not limited to, any law enforcement officials.

Third Party Prohibition

→  By accessing this website you signify that you understand, acknowledge and agree that if any third party is: 1) detected as being present in your physical location, whether visible or not; or 2) overheard in any manner, whether physically detected through movement and making of noise or through sounds irrespective of whether they are in your current location or not during your testing session, the test will be terminated and you will not receive any score. Further, you understand, acknowledge and agree that if your testing session is terminated for this or any other reason you will not receive a test fee refund, credit or voucher.

Limited License

→  You acknowledge that Pearson VUE is granting you a limited license to access and make personal use of its Online Proctored Application (OnVUE) only for the duration of your testing session. Further you acknowledge that OnVUE may not be reproduced, duplicated, copied, take a picture of, downloaded (other than page caching), sold, resold, visited, or otherwise exploited for any commercial purpose without the express written consent of Pearson VUE. You also agree to use OnVUE only for lawful purposes and agree not to use OnVUE in any manner that might interfere with the rights of others.

Facial Comparison Policy

→  You understand and agree that Pearson VUE may use facial comparison technology for the purpose of verifying your identity during the testing process. It will compare your facial image to the one on your identification and to facial images captured during the testing process and help us further develop, upgrade, and improve this application. If you do not agree to the use of facial comparison technology during your testing session, do not accept this term. You will not be able to complete your registration online. Instead, please call the Pearson VUE call center to complete your registration.

🔍

# Exam Schedule:

## STEP 11: English, Then Next:

The screenshot shows the Cisco exam interface for the 200-301 exam. The title is "Select proctor language". The question is "What is the language you prefer the proctor to speak?". There are two radio button options: "English" (selected) and "Japanese". A red arrow points to the "English" option. A red circle highlights the "Next" button. The "Previous" button is also visible. The footer contains "Terms", "Privacy", and "Contact" links, along with a copyright notice: "Copyright 1996-2022 Pearson Education, Inc. or its affiliates. All rights reserved."

What is the language you prefer the proctor to speak?

English

Japanese

Previous Next

Terms Privacy Contact

Copyright 1996-2022 Pearson Education, Inc. or its affiliates. All rights reserved.



# Exam Schedule:

## STEP 12: Choose Date to have Exam:

**Helpful hints:**

- Some exams support delivery nearly 24 hours a day. Note whether you have chosen an early morning (01:00 or 1:00 AM) or midday (13:00 or 1:00 PM) appointment.

**Select Date**  
[Why can't I find an available appointment?](#)

< April 2022 >

Su	Mo	Tu	We	Th	Fr	Sa
					1	2
3	4	5	6	7	8	9
10	11	12	13	14	15	16
17	18	19	20	21	22	23
24	25	26	27	28	29	30

Select a date from the calendar. Only available dates can be selected.

Available start times: Friday, April 15, 2022

Do we have your correct time zone preference?  
Asia/Riyadh-AST [Change time zone](#)

\*How do you want available times displayed?  
 12 hr (e.g., 2:00 PM)  24 hr (e.g., 14:00)

**NOTE:** Your online testing check-in time will be 30 minutes prior to your selected appointment start time.

Morning  Afternoon

# Exam Schedule:

## STEP 13:

- **Put** Your Payment Card Information
- **Buy** The Exam.

after that wait for the Exam Date and make sure you use same device in the exam day.

# Thank You

Twitter: <https://twitter.com/YasserREED>

Telegram: <https://t.me/YasserREED>

Snapchat: [y-r97](#)