

Automation

Have your devices react to changes in conditions.



Create an automation that runs on a personal iPhone or iPad.

Create Personal Automation



Create an automation that works for everyone in the home.

Set Up Home Hub



My Shortcuts



Automation



Gallery

Cancel

New Automation



Arrive

E.g. "When I arrive at the gym"



Leave

E.g. "When I leave work"



Before I Commute

E.g. "15 minutes before I leave for work"



CarPlay

E.g. "When CarPlay connects"



Email

E.g. "When I get an email from Jane"



Message

E.g. "When I get a message from Mum"



Wi-Fi

E.g. "When my iPhone joins home Wi-Fi"



Bluetooth

E.g. "When my iPhone connects to AirPods"



NFC

E.g. "When I tap an NFC tag"




[← Back](#)

New Automation

[Next](#)

When

 Email

Sender

[Choose](#)

Subject Contains

[anything you like](#)

ADDITIONAL FILTERS



Account


[Any Account](#)

Recipient







[Any Recipient](#)


You can apply more
filters here

 **Show notification** You 

received an email with XXX
subject 

Next Action Suggestions

-  If 
-  Choose from Menu 
-  Stop This Shortcut 

Play so 

1:43 ↖

4G 🔋

< Back

New Automation

Done

When



When I Get an Email Subject Contains
'anything you like'

Do



Show Notification