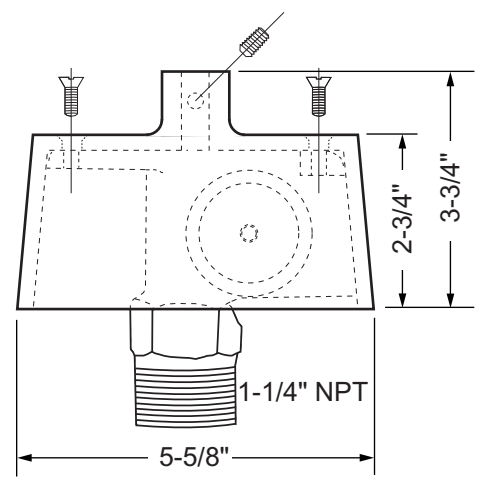
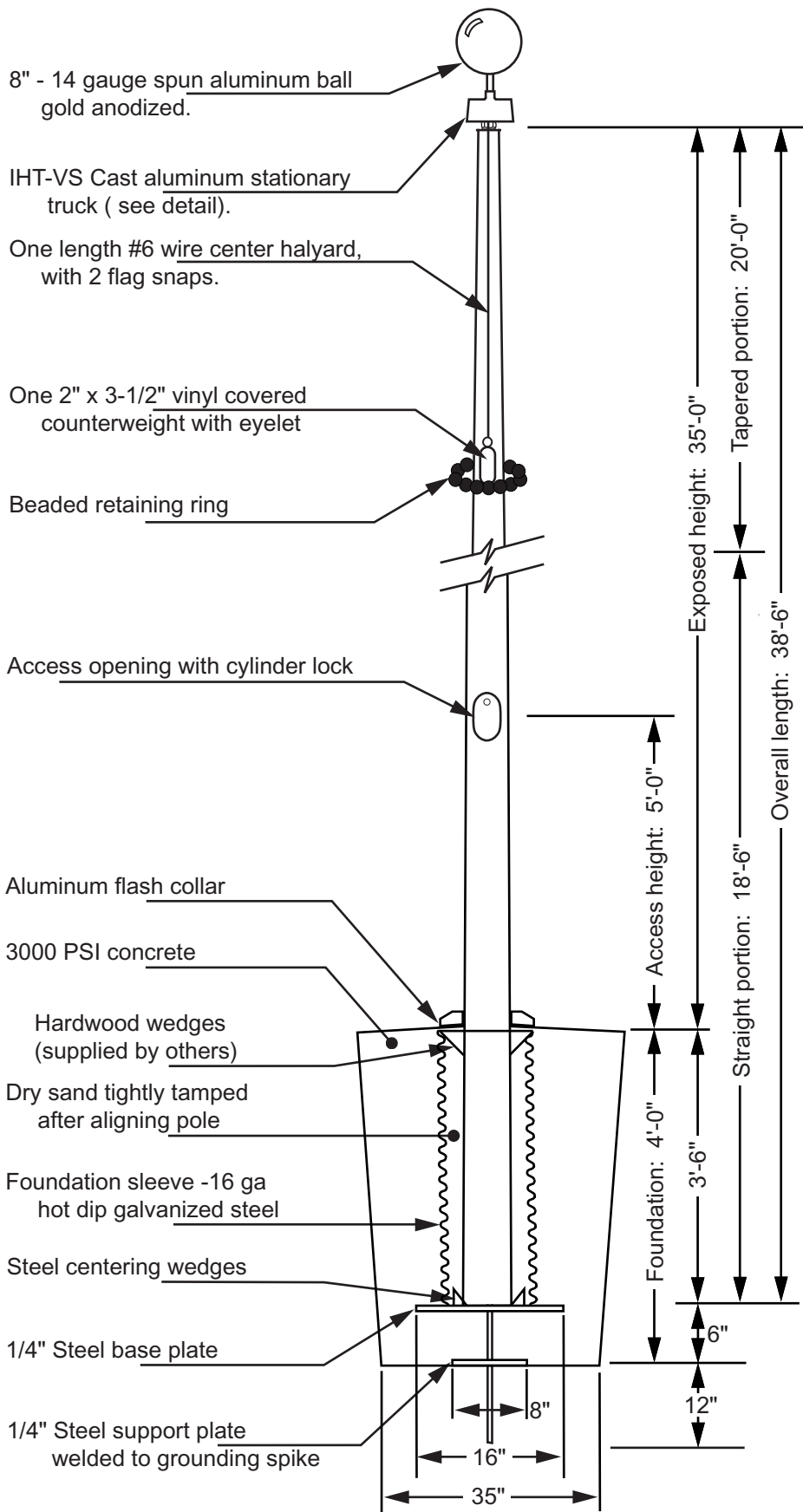
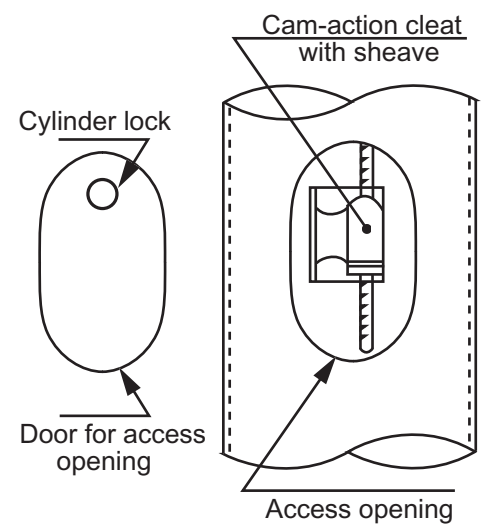


Model ECV35



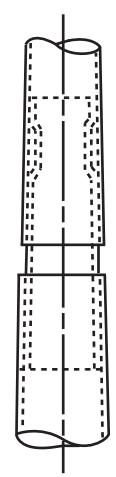
Truck Detail (IHT-VS)
 Cast aluminum construction
 Stationary truck
 2" outside diameter nylon sheave
 Top designed with 1/2" - 13NC to accept an ornament
 Stainless steel flathead screws for assembly



All shafts with overall length of more than 38'-6" are shipped in two sections.

Each section matched marked for field assembly. Exposed portion of jam sleeve must be **well lubricated** prior to assembly.

1-1/2" maximum shop gap allowed for field fitting (ram for tight joint)



Project:	Ground set tapered aluminum flagpole: ALLOY: 6063T6	FLAGS.COM	Date:
Location:	Exposed height: 35'-0" Overall height: 38'-6"	1-800-858-8776	Revision:
Architect:	Ship in 1 section Butt diameter: 7"	1395 NW 17th Ave #112B	
Contractor:	Top diameter: 3-1/2" Wall thickness: .188"	Delray Beach, FL 33445	
Customer:	Finish: 100 grit polish		Job: