



SWITCHING POWER SUPPLY

線材規格圖 WIRING HARNESS

DOC No	FB-24-PD1	REV	B0
Date	2016.08.01	UNIT	mm
P/N	WPD181024KBW		

編織網用3股編織黑色編織網,黑色熱縮套管

本頁面所有端子限用WST I42002KS-N00合金端子

MODEL	Tolerance
CUSTOMER	-0 /+30 mm

所有膠殼必須符合UL認證(CCN:RTRT2 or ECBT2 or QMFZ2)

UL1007線材規範:VW-1等級、外披覆PVC硬度為55P

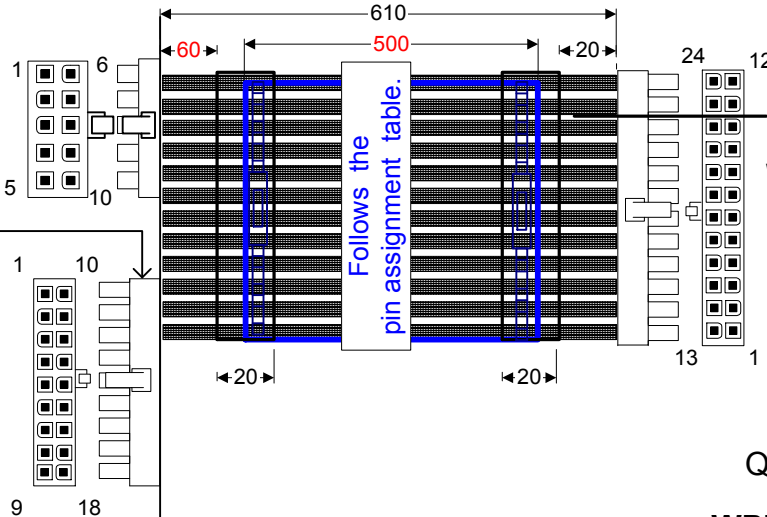
10P Housing:
WST P10-I42002
Color:BLACK
or Equavilent

xJ21

Print on housing.

x代表廠商碼

18P Housing:
WST P18-I42002
Color:BLACK
or Equavilent



24-4P Housing:
WST P24-I42002K8
or Equavilent
Color:BLACK

Q'TY:1 PCS

WPD181024KBW

18P-1	UL1007	AWG18	BLACK	+5V	24P - 4
18P-2	UL1007	AWG18	BLACK	+5V	24P - 6
18P-3	UL1007	AWG18	BLACK	+5V	24P - 21
18P-4	UL1007	AWG18	BLACK	GND	24P - 3
18P-5	UL1007	AWG18	BLACK	GND	24P - 5
18P-6	UL1007	AWG22	BLACK	GNDs	24P - 3
18P-7	NC				
18P-8	UL1007	AWG18	BLACK	+3V3	24P - 1
18P-9	UL1007	AWG18	BLACK	+3V3	24P - 2
18P-10	UL1007	AWG18	BLACK	+5V	24P - 22
18P-11	UL1007	AWG18	BLACK	+5V	24P - 23
18P-12	UL1007	AWG22	BLACK	+5Vs	24P - 6
18P-13	UL1007	AWG18	BLACK	GND	24P - 7
18P-14	UL1007	AWG18	BLACK	GND	24P - 15
18P-15	UL1007	AWG18	BLACK	GND	24P - 17
18P-16	UL1007	AWG22	BLACK	+3V3s	24P - 2
18P-17	UL1007	AWG18	BLACK	+3V3	24P - 12
18P-18	UL1007	AWG18	BLACK	+3V3	24P - 13

10P-1	UL1007	AWG18	BLACK	GND	24P - 18
10P-2	UL1007	AWG18	BLACK	GND	24P - 19
10P-3	UL1007	AWG18	BLACK	GND	24P - 24
10P-4	UL1007	AWG22	BLACK	+12Vs	24P - 10
10P-5	UL1007	AWG20	BLACK	PS_ON	24P - 16
10P-6	UL1007	AWG18	BLACK	+12V	24P - 10
10P-7	UL1007	AWG18	BLACK	+12V	24P - 11
10P-8	UL1007	AWG20	BLACK	-12V	24P - 14
10P-9	UL1007	AWG18	BLACK	+5Vsb	24P - 9
10P-10	UL1007	AWG20	BLACK	P.G.	24P - 8

24P - 20 NC

10P-9/24P-9(黑色),10P-2/24P-19(黑色),10P-10/
24P-8(黑色)要絞線

絞線部分不可外露於編織網之外

所有膠殼印刷文字說明:

黑底白字,字型Tahoma bold (粗體),最大可印尺寸
置中對齊,不需印出框線.



SWITCHING POWER SUPPLY

線材規格圖 WIRING HARNESS

DOC No	FB-4+4P-PD1	REV	A0
Date	2016.1.29	UNIT	mm
P/N	WPD084465KAW		

本頁面所有端子限用WST I42002KS-N00合金端子

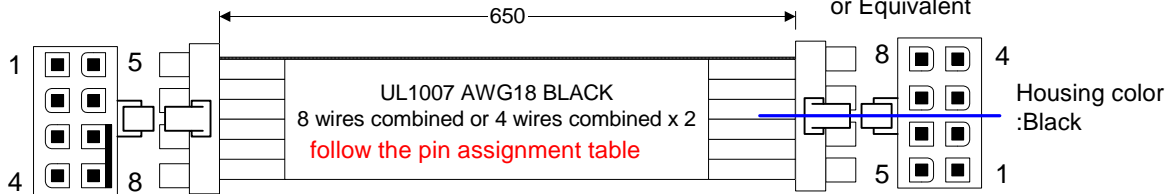
MODEL		Tolerance	
CUSTOMER			-0 /+30 mm

所有膠殼必須符合UL認證(CCN:RTRT2 or ECBT2 or QMFZ2)

UL1007線材規範:VW-1等級、外披覆PVC硬度為55P

8P Housing:
WST P8-I42002K12A
or Equavilent

4+4P Splitable Housing
WST P4-I42002K3B+P4-I42002K4B
or Equivalent



Housing Color :
Black

CPU

Print on housing.

PSU

Print on housing.

特殊的膠殼形狀
，不可用錯

xE25

Print on housing.

x代表廠商
碼

8	UL1007	AWG18	BLACK	GND	1
7	UL1007	AWG18	BLACK	GND	2
6	UL1007	AWG18	BLACK	GND	3
5	UL1007	AWG18	BLACK	GND	4
4	UL1007	AWG18	BLACK	+12V	5
3	UL1007	AWG18	BLACK	+12V	6
2	UL1007	AWG18	BLACK	+12V	7
1	UL1007	AWG18	BLACK	+12V	8

P/N: WPD084465KAW

for 550-650PD2/GD2

Q'TY:1 PCS

for 750PD2/GD2

Q'TY:2 PCS

本頁面所有端子限用WST I42002KS-N00合金端子

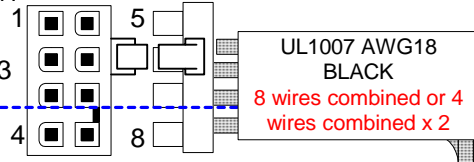
MODEL _____ Tolerance
CUSTOMER _____ -0 /+30 mm

所有膠殼必須符合UL認證(CCN:RTRT2 or ECBT2 or QMFZ2)

UL1007線材規範:VW-1等級、外披覆PVC硬度為55P

Splitable Housing(6+2)
WST P6-I42002K21 & P2-I4200K13A
or Equivalent
COLOR:BLACK

8P-3
PCI-E
Print on housing.



UL1007 AWG18
BLACK
8 wires combined or 4
wires combined x 2

Splitable Housing(6+2)
WST P6-I42002K21 & P2-I4200K13A
COLOR:BLACK

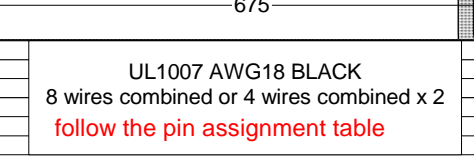
8P Housing:
WST P8-I42002K12A
or Equivalent

PSU
Print on housing.

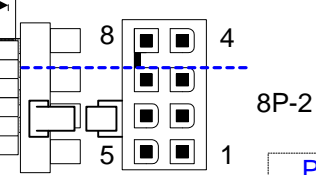
8P-1

xG34
Print on housing.

Housing Color: 特殊的膠殼形狀
Black ,不可用錯



UL1007 AWG18 BLACK
8 wires combined or 4 wires combined x 2
follow the pin assignment table



Print on housing.

PCI-E

8P-1		pin assignment table				8P-2		8P-3			
4	NC	UL1007	AWG18	BLACK	+12V#	1	UL1007	AWG18	BLACK	+12V#	1
3		UL1007	AWG18	BLACK	+12V#	2	UL1007	AWG18	BLACK	+12V#	2
2		UL1007	AWG18	BLACK	+12V#	3	UL1007	AWG18	BLACK	+12V#	3
1		UL1007	AWG18	BLACK	GND	8	UL1007	AWG18	BLACK	GND	8
5		UL1007	AWG18	BLACK	GND	7	UL1007	AWG18	BLACK	GND	7
6		UL1007	AWG18	BLACK	GND	6	UL1007	AWG18	BLACK	GND	6
7		UL1007	AWG18	BLACK	GND	5	UL1007	AWG18	BLACK	GND	5
8		UL1007	AWG18	BLACK	GND	4	UL1007	AWG18	BLACK	GND	4

P/N: WAPD88Y67KAW

for 550PD2/GD2
Q'TY:1 PCS
for 650-750PD2/GD2
Q'TY:2 PCS

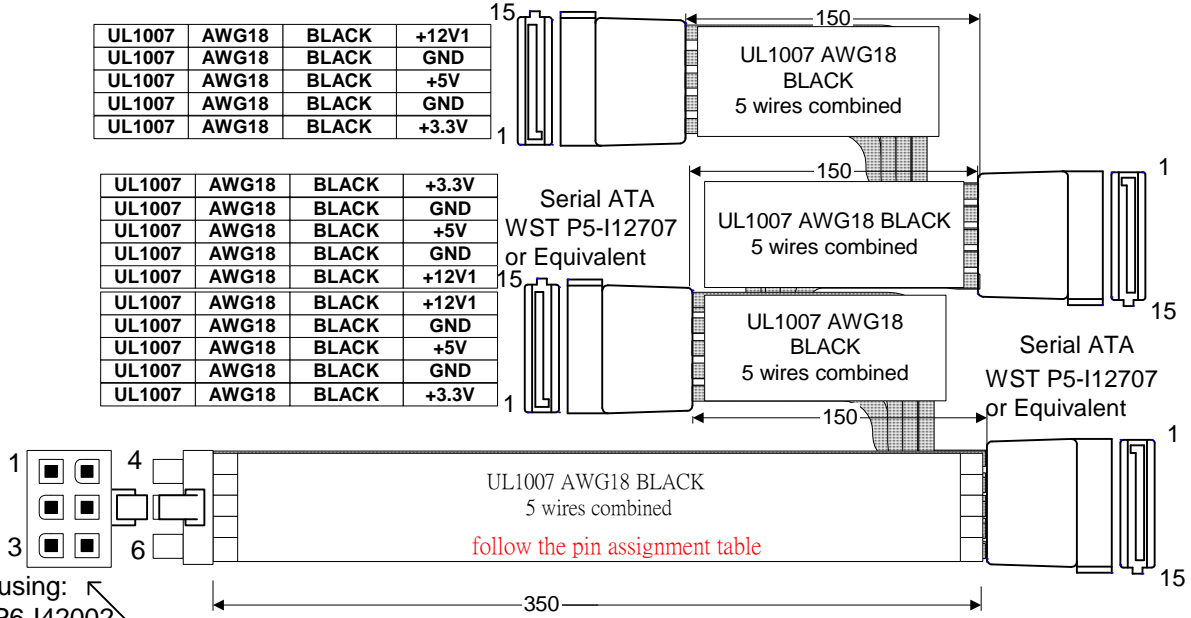
線材規格圖 WIRING HARNESS

DOC No	FB-SATA-PD4	REV	A0
Date	2017.07.21	UNIT	mm
P/N	WAPD4S35YAW		

UL1007線材規範:VW-1等級、外披覆PVC硬度為55P

MODEL	Tolerance
CUSTOMER	-0 /+15 mm

所有膠殼必須符合UL認證(CCN:RTRT2 or ECBT2 or QMFZ2)



6P Housing: WST P6-I42002 or Equivalent
Color:Black
xB80

Print on housing.
x代表廠商碼

pin assignment table

3	NC
1	UL1007 AWG18 BLACK +12V1 13,14,15
5	UL1007 AWG18 BLACK GND 10,11,12
6	UL1007 AWG18 BLACK +5V 7,8,9
2	UL1007 AWG18 BLACK GND 4,5,6
4	UL1007 AWG18 BLACK +3.3V 1,2,3

WAPD4S35YAW

for 750PD2/GD2
Q'TY:1 PCS

所有膠殼印刷文字說明:
黑底白字,字型Tahoma bold (粗體),最大可印尺寸
置中對齊,不需印出框線.

PH 4.2mm(T)普通	I42002PS-2 or Equivalent
15PIN SATA 半金鍍(GF)	I12707PS-00 or Equivalent

線材規格圖
WIRING HARNESS

DOC No	FB-SATA-PD5	REV	A0
Date	2017.07.21	UNIT	mm
P/N	WAPD4S76FAW		

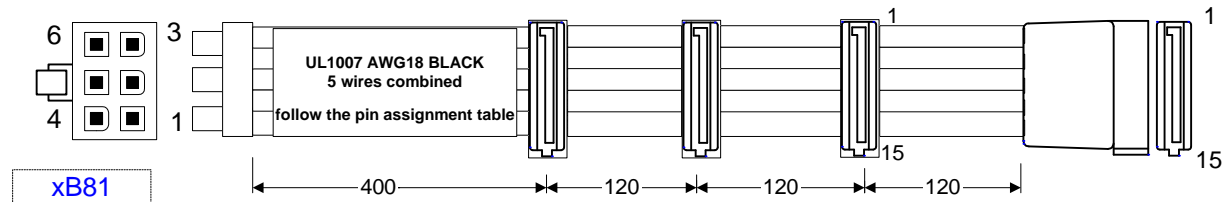
UL1007線材規範:VW-1等級、外披覆PVC硬度為55P

MODEL	Tolerance
CUSTOMER	-0 /+30 mm

所有膠殼必須符合UL認證(CCN:RTRT2 or ECBT2 or QMFZ2)

Housing:TKP H6657R1-06
or Equivalent Color:Black

Serial ATA
WST P5-I12707
or Equivalent



xB81

Print on housing.
x代表廠商碼

4	UL1007	AWG18	BLACK	+3.3V	1,2,3
2	UL1007	AWG18	BLACK	GND	4,5,6
6	UL1007	AWG18	BLACK	+5V	7,8,9
5	UL1007	AWG18	BLACK	GND	10,11,12
1	UL1007	AWG18	BLACK	+12V#	13,14,15
3	NC				

WAPD4S76FAW

for 550-750PD2/GD2
Q'TY:1 PCS

所有膠殼印刷文字說明:
黑底白字,字型Tahoma bold (粗體),最大可印尺寸
置中對齊,不需印出框線.

PH 4.2mm(T)普通	I42002PS-2 or Equivalent
15PIN SATA 半金鍍(GF)	I12707PS-00 or Equivalent
SATA刺破#18AWG	P5-I12702KT00 or Equivalent

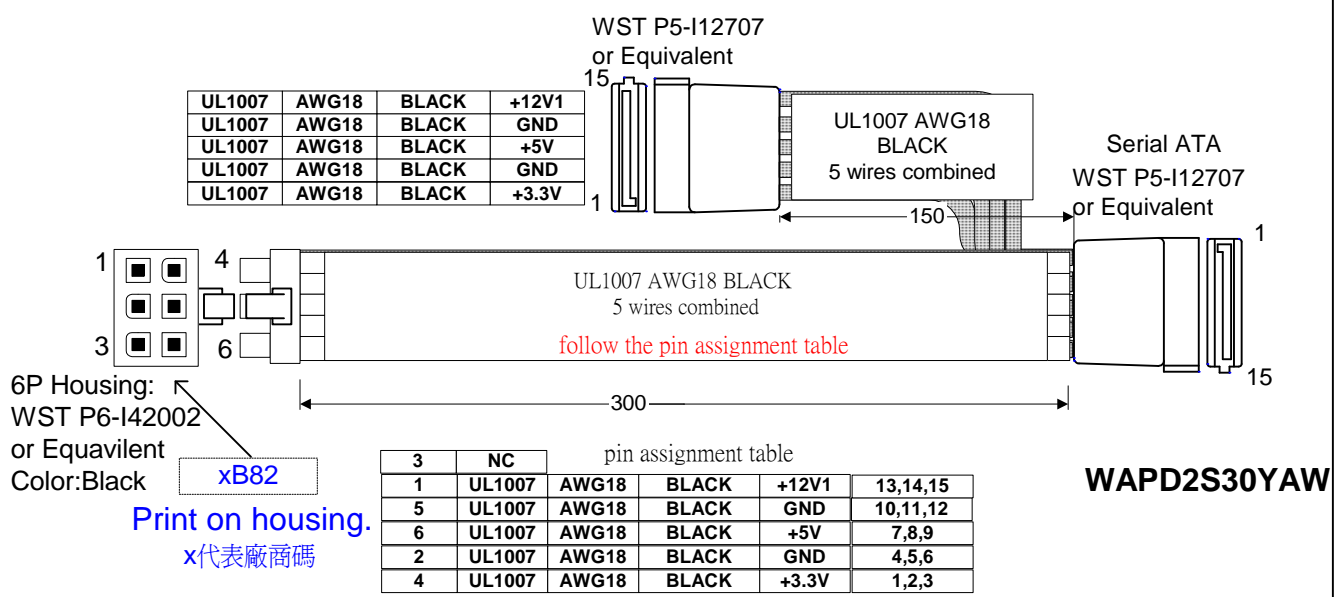
線材規格圖 WIRING HARNESS

DOC No	FB-SATA-PD6	REV	A0
Date	2017.07.21	UNIT	mm
P/N	WAPD2S30YAW		

UL1007線材規範:VW-1等級、外披覆PVC硬度為55P

MODEL	Tolerance
CUSTOMER	-0 /+15 mm

所有膠殼必須符合UL認證(CCN:RTRT2 or ECBT2 or QMFZ2)

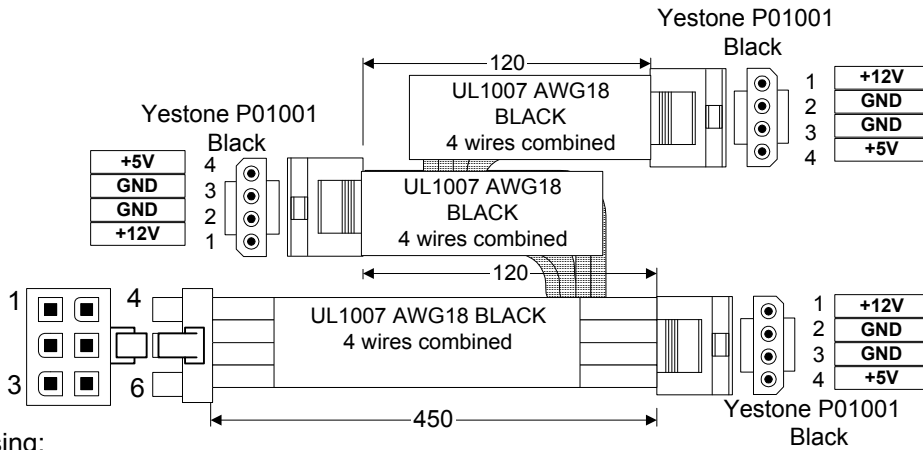


for 550-650PD2/GD2
Q'TY:1 PCS

所有膠殼印刷文字說明:
黑底白字,字型Tahoma bold (粗體),最大可印尺寸
置中對齊,不需印出框線.

PH 4.2mm(T)普通	I42002PS-2 or Equivalent
15PIN SATA 半金鍍(GF)	I12707PS-00 or Equivalent

所有膠殼必須符合UL認證(CCN:RTRT2 or ECBT2 or QMFZ2)



6P Housing:
WST P6-I42002
or Equivilent
Color:Black

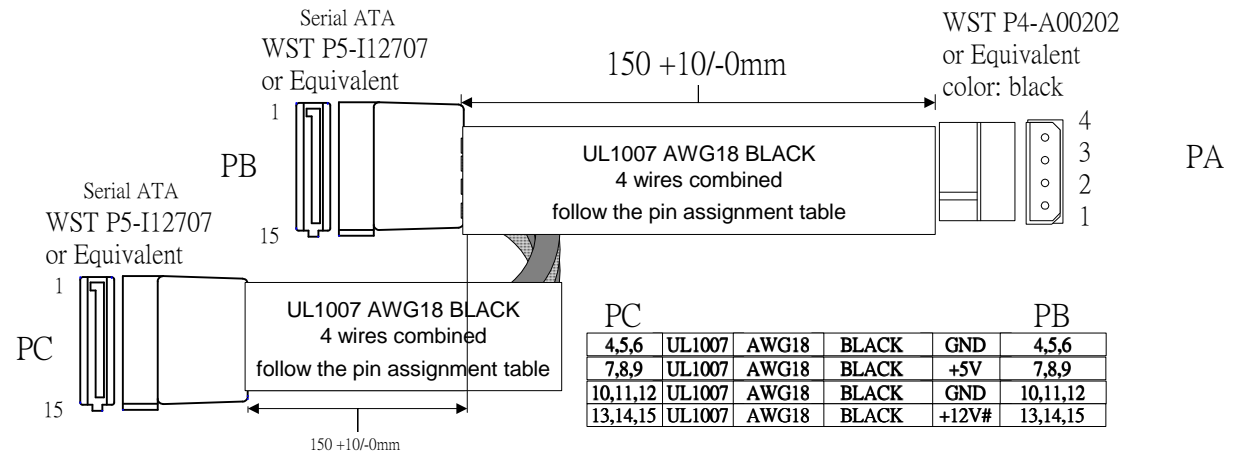
xB57

Print on housing.

1	UL1007	AWG18	BLACK	+12V	1
2	UL1007	AWG18	BLACK	GND	2
5	UL1007	AWG18	BLACK	GND	3
6	UL1007	AWG18	BLACK	+5V	4
3,4	N.C.				

for 550-750PD2/GD2
Q'TY:1 PCS

所有膠殼必須符合UL認證(CCN:RTRT2 or ECBT2 or QMFZ2)
外披覆PVC硬度為55P



PC				PB	
4,5,6	UL1007	AWG18	BLACK	GND	4,5,6
7,8,9	UL1007	AWG18	BLACK	+5V	7,8,9
10,11,12	UL1007	AWG18	BLACK	GND	10,11,12
13,14,15	UL1007	AWG18	BLACK	+12V#	13,14,15

for 550-750PD2/GD2
Q'TY:1 PCS

PB-1.2.3	NC			
PB-4.5.6	UL1007	AWG18	BLACK	PA-3
PB-7.8.9	UL1007	AWG18	BLACK	PA-4
PB-10.11.12	UL1007	AWG18	BLACK	PA-2
PB-13.14.15	UL1007	AWG18	BLACK	PA-1

15PIN SATA 半金鍍(GF) | II2707PS-00 or Equivalent

DESIGN CHANGE

COMMON TOLERANCE TABLE

Seasonic SEA SONIC ELECTRONICS Co., Ltd.

ITEM	REASON OF CHANGE	DESCRIPTION	RANGE	COMMON TOLERANCE TABLE				FILE NO	WC1315S03AW	REV,NO	A0	DRAW BY	DATE	2017.08.17
				<-A>	<-B>	<-C>	<-D>							
			< 8	±0.05	±0.1	±0.2	±0.4	PART		SCALE		APPROVE BY		
			8-25	±0.08	±0.15	±0.3	±0.5	PART NAME		UNITS	m/m	DATE		
			25-80	±0.12	±0.25	±0.5	±1.0	MODEL NO		MATERIAL		PROJECTION		
			80-250	±0.25	±0.4	±0.8	±1.5	PAHT				Drawing		
			250-800	±0.5	±0.8	±1.5	±3.0							
			800-2500	±1.0	±1.5	±3.0	±6.0							
			ANGULAR	±0.15°	±0.3°	±0.5°	±0.8°							

