

A person is seen from behind, wearing large headphones, in a music studio. The room is dimly lit with vibrant pink and purple ambient lighting. Two large black speakers are visible on either side of the person. The wall behind them features several diamond-shaped light panels that glow with various colors. The overall atmosphere is modern and creative.

*4 Things You Can Do **Right Now** to Become a*
Better Music Producer

presented by

Sound Constraints

Helping You Become the Music Producer You Want to be

4 Things You Can Do Right Now to Become a Better Music Producer
Version 1.0

© Copyright 2020 Sound Constraints LTD

All Rights Reserved. This publication, including any of its parts, may not be

reproduced, stored, or transmitted in any form or by any means, electronic,

mechanical, or otherwise, without prior written consent from the publisher.

Inclusion of brief quotations in reviews and educational material are

permitted.

Disclaimer: The information presented in this book is based on the author's

experience, knowledge, and opinions. The author and publisher will not be held liable for the misuse of the information in this book.

A Quick Guide to Improving as a Music Producer

Every music producer you look up to got to where they are today through hard work and constantly looking to improve. As a music producer, I've seen myself and others make drastic improvements through small changes to the creative process.

You don't need to move to L.A., spend \$10,000 or take a 4-year music production course. **You just need to get into the habit of working, finishing songs and following your inspiration to see where it takes you!**

Who Am I?

I'm Aaron Stevens. Electronic music producer and founder of **SoundConstraints.com**.

It's my goal and focus to provide producers with tips, samples and presets that make creativity easier and less distracting. **You can make a lot with a little.**

Thousands of producers have started their Sound Constraints transformation and with this E-book we hope you'll do the same.

Set-up Uninterrupted Time to Produce	05
Finish Songs	10
Invest in Yourself	13
Creativity and Writers Block	18

Make the Music you Love - Finish More Songs - Overcome Creative Block

A photograph of a music production studio setup on a desk. The desk is dark wood and holds a laptop displaying a digital audio workstation (DAW) interface, a MIDI controller with illuminated pads, and a large black studio monitor on a stand. A potted plant is visible on the left side of the desk. The room is dimly lit with a purple and blue glow.

Set-Up Uninterrupted Time to Produce

Distractions are the biggest obstacles in any creative field. They destroy creative bursts, ruin routine and steal valuable time that can be spent producing. Music production is no different. It requires full attention and lots of time. My number one tip for improving as a music producer is to **tackle these distractions once and for all.** Here's how:

Create a Daily or Weekly Schedule

Getting into the habit of creating music is the key to seeing real improvements. **By creating a daily or weekly schedule to produce, such as "7-9 pm every week night"** you'll make it a relaxed and normal experience to be working. You'll optimize your time and no longer look at the clock and realize it's too late to start.

- **Set realistic daily or weekly schedules** that fit your free time and goals.
- **You'll optimize your time** and make good habits focused on music production.
- **Create a routine** - brew coffee, tell your housemates/family you need time to work, switch off your distractions and get creative!



Switch Off the Distractions (Literally)

Picture this-you're 10 minutes into creating a new banger. Then suddenly, your WhatsApp is pinging away and you can't ignore it. Game over. Your inspiration is gone and you've lost 30 minutes. Or maybe you start by watching an educational music production video, but then you've spent the whole day on YouTube. If that sounds familiar to you, **it's time to switch off your distractions.**

- **Put your phone in plane mode.**
- **Turn off your WiFi** or avoid opening your browser.
- **Put these habits into practice** when you feel a creative burst coming on, outside of your schedule.

Separate Learning Time from Production

You won't become Martin Garix watching videos all day. You have to **produce yourself and experience first hand what it takes.** Try separating your educational time from production time.

- Set a 30-minute timer before your production time, dedicated to **just** learning.
- Then spend your production time creating and using what you've learned.



Let Your Samples Inspire You

1

Let Your Samples Inspire You

Sample searching is the enemy of creativity. How many hours and bursts of creative energy have you lost searching for that "perfect" sample for your next track? Usually, you'll end up looking through hundreds of files.

Be concise and time-efficient when looking for samples.

Set some time aside to delete poor quality, outdated samples.

2

Focus on perfecting sounds later

Songwriting Comes First - Get creative by using what excites you first, rather than hunting for the "perfect sound."

you can always replace your snare sample later, if it's not perfect now.

3

Get Inventive

Follow and trust your ears.

Go with your instincts and see where your creativity leads you

Finish Songs



Finishing songs is another common problem for music producers. So many people get stuck after the initial creative burst. It can be tough at first, but **finishing songs is a skill that is learned by... finishing songs!** Here are some essential tips to improving your finishing skills.

Finish Songs Even if You Don't Like It

You have to teach yourself the process of finishing songs. Not everything you make will be your big hit. By working to improve the songs you don't like, you'll be gaining production skills and adding a new song to your collection.



Songwriting Before Perfection

Strike while the creative iron is hot. That means focusing on songwriting first and foremost. Anyone can pick out a better sample later, but coming up with an interesting beat, hook or structure usually happens when your creative juices are flowing. Don't distract those moments by doing technical stuff like fine-tuning your EQ or compression.

- **Be a songwriter first and an engineer later.**
- Get your song written first and then obsess over sounds and small details later.
- Whether it's a big punchy kick for a big-room house, or a perfect 808 kick when making traps, **don't focus so much on the specifics when writing a track**

Quantity Leads to Quality

Mozart composed over **600** pieces of music before passing away at age 35. Beethoven created 650 in his lifetime. And Bach? He hit over a thousand. I'm not saying we should all reach their standards, but if you finish more songs than you scrap, then you'll logically produce more quality songs.

1

Quantity Aids Skill Improvement

When you focus on quantity, you develop your production skills faster. If you spend two months on one song, perfecting a drum beat or performing one mixdown, you'll only have one song. If you do six songs in that time, you've focused on improving your skills six times. Your improvement will be rapid. Once you've got a larger selection of songs, then you can perfect them.

2

Keep Your Song and Projects Organized

Keeping track of your projects is essential to know at which stage they're at. I suggest making a spreadsheet or just writing a list by hand that states the file name, what needs improving/removing/or re-recording. This way, you'll also motivate yourself into finishing songs rather than leaving them unfinished on the list.

Invest in Yourself

A person is seen from behind, sitting in a black office chair in a music studio. They are wearing a green t-shirt and have a tattoo on their left forearm that reads "X=0". They are pointing their right hand towards a large computer monitor on the desk. The monitor displays a software interface with various colored buttons and text. To the right of the monitor is a black studio monitor with a glowing green light. In the foreground, there is a white audio interface with "AUDIO" written on it. The room is dimly lit with a blueish-green ambient light.

One of the best things about electronic music production is that you don't need to break the bank to make music; we can all do it with a DAW. But if you want to make improvements, then it's **time to get serious about your craft and make some essential investments.**

Your 'Studio'

Look to make improvements within your budget. I'm talking pop filters for vocals, midi keyboards or a fast and reliable laptop, PC or Mac. Don't feel like your budget is what's holding you back - that's bullshit. But at the same time, invest in yourself.

Take this seriously, so you don't get left behind by those who do.



Headphones

Everyone loves to hype up how important a great set of speakers are, but **headphones are perfect for a first, easy investment.** They remove the element of your room's bad acoustics and provide you with affordable, high-quality listening. And you retain some privacy!

- [Audio Technica ATH-M30X](#) (The go-to well-rounded headphones in the affordable price range.)
- [Sony MDR7506](#) (Another affordable and decent alternative).
- [Beyerdynamic DT 770/880](#) (Used by studios and producers around the world)



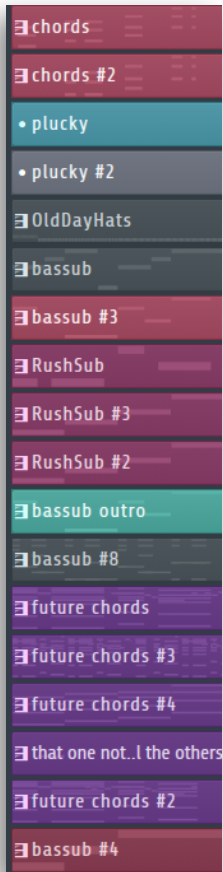
Instruments and Synths



Whether you want virtual synths or real synths, **investing in a quality synth sound will set you apart from the amateurs.** Serum is a perfect option for digital sounds and has a great \$9.99 a month rental option.



Quality Sounds, Presets and Samples



Don't be afraid to invest into yourself with high-quality sample packs and presets, rather than free ones that tend to be stacked with useless, legally cumbersome, time-wasting, low-quality sounds.

Even the pros utilize presets for instant inspiration. They want more time creating and less time-wasting, and as a beginner, high quality presets will help you get great sounds fast, while you improve at sound design.

That's exactly what [SoundConstraints.com](https://www.soundconstraints.com) offers you - high-quality selections, for affordable prices. (Ah yes, a shameless self plug)

Creativity and Writers Block

A blue-tinted photograph of a music production desk. In the foreground, a laptop is open, displaying a dark screen with some faint, illegible text. To the right of the laptop, a computer mouse is visible. In the background, a large black studio monitor is prominent, with a smaller speaker or subwoofer below it. The desk is cluttered with various items, including what appears to be a water bottle and some cables. The overall lighting is dim and monochromatic, creating a moody atmosphere.

"Limitations are your friend."

1

Hitting Writers Block WILL Happen to You at Some Point.

There's nothing wrong with you when it happens. It will pass and come back again one day too. I believe there are ways around it though, to trigger inspiration and to help you work when creativity is drying up.

2

Use Reference Tracks

I don't advise doing this all the time, but only if you're stuck. Listen to the tracks you love and study the structure.

Add tags where the intro, pre-chorus, drop and outro are. You'll learn a lot and maybe gain some inspiration too. Listen to the sounds - find a close preset or try to replicate how you think the producer made a sound (but don't worry if your result is different, you've made something new!).

3

Use Limitations to Your Advantage

Limitations are your friend. They remove the loss of direction we get from infinite possibilities. When you don't know which direction to go, following personal limitations can be the answer. **Try using a predefined pack only or using sounds in unconventional ways.**

4

Take a Break

I've mentioned a lot of ideas for rules and schedules in this guide. **But sometimes, you need to just go easy on yourself and relax.**

We all need a break. Recognizing when it's time to step away and let your mind chill is crucial in being a good music producer.

Sometimes, you'll come back later refreshed and inspired.

5

Oblique Strategy Cards

Ambient legend and music producing genius, Brian Eno, made a pack of cards in the 1970s called '**Oblique Strategy Cards**'. Tons of artists and producers still use them today. **They give you a random direction to change the way you're thinking or approaching your song.** [There is a browser version online that you can use for free.](#) For example, I just got three - "Distort time", "Remember those quiet evenings" and "Do the washing up!"

Start Your Transformation Today

You've learned some key strategies, Techniques and mindsets that you can apply right now to become a better music producer

- In Section One, we covered setting up uninterrupted production time and how **distractions and sample searching is the enemy of creativity**
- In Section Two, we talked about how the only way to finish more songs is to...finish more songs! You have to strike while the creative iron is hot. **Be a songwriter first and an engineer later.**
- In Section 3, we looked at why investing in yourself is critical. **You DON'T have to break the bank**, but if you're ready to get **serious about you're craft** a little can go a long way -
 1. Your preferred DAW (We recommend trying out free trail offers to find out what you like best)
 2. A decent pair of headphones - [Audio Technica ATH-M30X](#) is our pick
 3. An industry standard synth (Like Xfers Serum)
 4. And a [high-quality curated selection of samples / preset](#) is all you need.

And finally

- In Section Four, we gave you some ways to tackle the inevitable **writer's block**. Using reference tracks, self-imposed limitations, and taking breaks are all great ways to spark creativity again

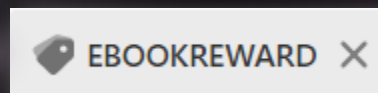
Our goal at Sound Constraints has always been to help you become the music producer you want to be.

To help you kick start your music production transformation

we are giving you an **exclusive discount code for 30%** off your entire sample pack order

"EBOOKREWARD"

Click Here



Just like you, we were tired of getting a new sample pack only to discover 75% of it is filled with irrelevant, outdated and useless sounds.

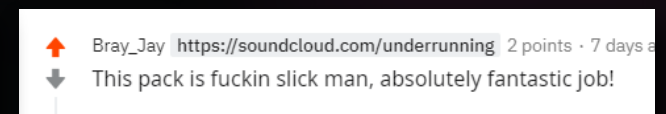
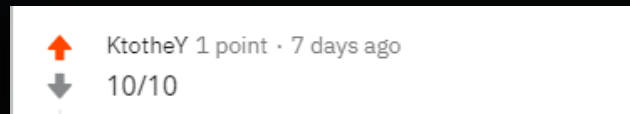
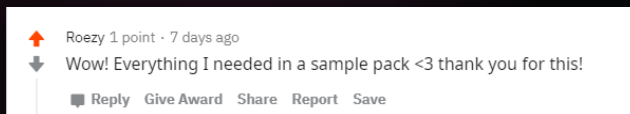
It leaves you frustrated, and out of **precious production time.**

We've filtered our own work, leaving you with only our very best samples. You find an exciting sound fast, and can get producing!

Click on the following link to learn more about our Flagship sample packs that will have finish more songs, faster and of a higher quality than you ever have before **guaranteed**



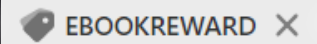
www.soundconstraints.com



Make the Music you Love - Finish More Songs - Overcome Creative Block



*4 Things You Can Do **Right Now** to Become a*
Better Music Producer

→  X ←

presented by

Sound Constraints

Helping you Become the Music Producer You Want to be