

This is Google's cache of <https://chriscornellsathreads.tumblr.com/post/164621928671/this-is-chris-cornell-s-autopsy-report> snapshot of the page as it appeared on 17 Dec 2017 01:50:19 GMT.

The [current page](#) could have changed in the meantime. [Learn more](#)

[Full version](#)   [Text-only version](#)   [View source](#)

Tip: To quickly find your search term on this page, press **Ctrl+F** or **⌘-F** (Mac) and use the find bar.



# Chris Cornell LSA Threads

ARCHIVES

SUBMIT A POST

ASK ME ANYTHING


AUGUST 26TH, 2017

CHRISCORNELLSATHREADS

*Keeping up on the Chris Cornell death investigation that started on Lipstick Alley. All discussions are ALLEGED. All blog posts here are ALLEGED.*



### FOLLOWING



[Subscribe via RSS](#)

**OFFICE of the WAYNE COUNTY MEDICAL EXAMINER**

1300 East Warren Avenue  
Detroit, MI 48207

**POST MORTEM REPORT**

M.E. CASE NUMBER  
17-4097

COUNTY OF DEATH  
WAYNE

TOWN OF DEATH  
DETROIT

DATE PRONOUNCED DEAD  
May 18, 2017

THIS IS TO CERTIFY THAT	PERFORMED A POSTMORTEM EXAMINATION ON THE BODY
Theodore Brown, M.D., Assistant Medical Examiner	CORNELL, CHRISTOPHER
AT Wayne County Medical Examiner's Office	ON May 18, 2017

**SUMMARY & OPINION**

It is my opinion that death was caused by hanging.

Per the investigative report and the police report, the decedent was found partially suspended by a resistance exercise band in his hotel room by his security guard on May 18, 2017. The security guard had to kick in the decedent's locked hotel room door and locked bedroom door. The security guard found the decedent on the bathroom floor with a resistance exercise band around his neck which was looped around itself using the resistance exercise band handle. The opposite end of the resistance exercise band was attached to a metal clip device, which was placed over the top of the bathroom door. The security guard released the resistance exercise band from the top of the door, loosened the end of the resistance exercise band around the decedent's neck, and began resuscitative efforts. Despite resuscitation, the decedent was pronounced dead at the scene on May 18, 2017.

The autopsy was most significant for a ligature furrow mark of the neck, congestion of the head and neck above the ligature furrow mark, florid petechiae of the facial skin, and confluent petechiae of the left and right palpebral conjunctivae, all consistent with hanging, partially suspended by the resistance exercise band.

There were no other injuries or any diseases present that contributed to death. Postmortem toxicology detected butalbital, lorazepam, pseudoephedrine and its metabolite norpseudoephedrine, caffeine, and naloxone in the decedent's blood. These drugs did not contribute to the cause of death.

Based on the circumstances surrounding this death and the autopsy findings, the manner of death is suicide.

printed by: kmr

---

**Medical History:**  
None

**NARRATIVE SUMMARY**

Case Number: 17-4097  
Name: Christopher Cornell  
Date of Pronounced Death: May 18, 2017  
Date of Postmortem Examination: May 18, 2017

**EXTERNAL EXAMINATION:**

The body was that of a normally developed, adult white male appearing about the recent age of 32 years. The body measured 6 feet 2 inches in length and weighed 150 pounds. The body was cool to touch from refrigeration, rigor mortis was partially developed, and four months was present posteriorly and anteriorly. Clothing consisted of a primarily long-sleeved t-shirt and dark-colored shorts.

The hair was brown. The scalp had long brown hair and strands of gray. Facial hair consisted of a brown mustache and partial beard with gray strands. The eyes had blue-gray irises. The teeth were natural and in a good state of repair. The fingernails were intact. There were no masses discernible on the neck and the lymph was in the midline.

The breasts were symmetrical and unremarkable. The abdomen was soft and flat. The external genitalia were those of an adult caucasian male. The testicles and epididymis had no significant abnormalities. The scrotal skin was pink. The anal opening was normal. The left inguinal area had a 1 x 0.7 centimeter red area. The left knee had multiple, up to 2 centimeters, scars. The anterior aspect of the left leg had two, 3.5 x 3.3 centimeters, scars, ecchymoses. Tattoos consisted of images and inscriptions on the right shoulder.

**EVIDENCE OF TREATMENT:**

An antiseptic tube was in place and was secured by adhesive tape wrapped around the head. The skin under the adhesive tape had a multiple discoloration. The mid aspect of the lower lip had a focal, dry abrasion. Adhesive orthodontic pads were on the teeth. The left antecubital fossa had four, 0.1 centimeter to 0.2 centimeter, needle puncture wounds. An intravenous catheter extended from the anterior aspect of the right leg.

The soft tissues and muscles of the chest had multiple foci of hemorrhage. The anterior aspect of the right breast, through both and left breast, through both sites was fractured. The anterior mediastinal soft tissues were hemorrhagic. The anterior aspects of the right and left lung had focal areas of hemorrhage.

**EVIDENCE OF INJURY - HANGING:**

(Printed 8:40pm, June 02, 2017 2:31:36 PM) Page 2 of 5

---

A circumferential ligature furrow mark was around the neck. On the anterior aspect and left side of the neck, the ligature furrow mark was dry, red-purple, and had areas of pallor. On the right side and posterior aspect of the neck, the ligature furrow mark was dry, had red-purple, and had a central area of pallor.

On the anterior aspect of the neck, the ligature furrow mark was 1.1-1.2 inches below the top of the larynx, up to 0.5 centimeter wide, and above the thyroid cartilage. On the left side of the neck, the ligature furrow mark extended posterior and superior, and was up to 1.2 centimeters wide. On the right side of the neck, the ligature furrow mark extended posterior and superior, and was up to 2 centimeters wide. On the posterior aspect of the neck, the ligature furrow mark curved around and was 4 inches below the top of the head. In addition, the posterior aspect of the neck had four, less than 0.1 centimeter to 0.5 centimeter, dry, tan, abrasions, associated with the ligature furrow mark.

A layered dissection of the anterior aspect of the neck demonstrated no hemorrhages of the soft tissues and muscles. The thyroid gland and thyroid cartilage had no fractures.

Associated with the hanging was pronounced congestion of the head and neck above the ligature furrow mark, mild protrusion of the face, and confluent petechiae of the face and conjunctivae.

**INTERNAL EXAMINATION:**

An autopsy was performed following the normal (cranio-cadaveric and posterior) normal autopsy incisions. The external incisions, pericardial sac, and posterior cavity had smooth serosal surfaces and the viscera were in their normal anatomical positions. Except for the above previously identified injuries, the internal systems were as follows:

**Head:**  
No abnormality was noted in the reflected scalp, calvarium, dura, meninges, or the base of the skull. The 1500 gram brain was free of neoplasms and other focal lesions, aneurysms, and hemorrhages. The cerebral vascular system was congested.

**Neck:**  
No abnormality was noted in the cervical muscles, hyoid bone, thyroid cartilage, trachea, or the cervical vascular system.

**Cardiovascular System:**  
The 400 gram heart had a normal configuration with an unremarkable septal surface and a mild amount of septal fat. The coronary arteries had no significant atherosclerotic disease. No valve thrombi were present. The left ventricular free wall was 1.2 centimeter thick, the interventricular septum was 1.1 centimeter thick, and the right ventricular free wall was 0.3 centimeter thick. No focal emboloproliferative lesions were present. The pulmonary, aortic, and choroidal branches were not dilated, and the heart valves were unremarkable. The aorta had no significant atherosclerosis.

**Respiratory System:**  
The lungs and trachea were unremarkable. The apical and basal areas of congestion. The right and left lungs weighed 110 grams and 97 grams, respectively. The parenchyma was red and congested. No pulmonary emboli were identified.

**Urinary System:**  
The 1700 gram liver had smooth surfaces and dark cords. There was no significant cholelithiasis.

**Genitourinary System:**  
The 200 gram testes had smooth surfaces and dark cords. There was no significant testicular pathology.

https://webcache.googleusercontent.com/search?q=cache:ftafGs3HK1UJ:https://chriscornellsathreads.tumblr.com/post/164621928671/this-is-chris-cor... 1/3

- + Follow on Tumblr
- Mobile version
- Random post

**Postmortem Examination**  
 Single was completed. The esophagus, stomach, small bowel, appendix, and colon were unremarkable. The lining of the stomach had an intact and unremarkable rugal pattern and the contents of the stomach consisted of approximately 12 milliliters of tan-brown fluid. No pills were in the stomach.

**Pancreas**  
 The pancreas had an unremarkable tan lobulated pattern.

**Endocrine System**  
 The thyroid gland had a normal lobulated configuration. The adrenal glands were each unremarkable with golden-yellow cortex.

**Cardiovascular System**  
 The right and left kidneys weighed 125 grams and 150 grams, respectively. Each kidney had smooth cortical surfaces and normal corticomedullary regions. The bladder was tan, smooth, and unremarkable. The prostate gland had an enlarged, up to 1.5 centimeters, centrally located, tan, well-circumscribed nodule.

**Respiratory System**  
 All of the trachea and lung surfaces were free of any significant abnormalities.

**Genitourinary System**  
 Routine tissue specimens were retained in formalin for one year after autopsy in accordance with the current record retention schedule.

**MICROSCOPIC DESCRIPTION**

**Casefile Summary:**

- Liver
- Kidneys
- Lung, right upper and middle lobes
- Lung, right lower lobe
- Lung, left upper and lower lobes
- Heart, left atricle and lower wall
- Heart, septum
- Heart, ventricle
- Brain, cerebral cortex (including meningitis)
- Brain

Heart: Foci of increased interstitial and perivascular fibrosis with associated myocyte hypertrophy  
 Lung: Vascular congestion  
 Liver: No significant histopathologic abnormality  
 Kidney: No significant histopathologic abnormality  
 Brain: No significant histopathologic abnormality

**ANATOMIC DIAGNOSES**

- Hanging
- Lipoma of the neck
- Composition of the head and neck above the hyoid bone mark
- Thyroid gland of the neck
- Confined pathology of the left and right parathyroid glands
- Stomach with a small, well-circumscribed nodule
- Consistent left ventricular hypertrophy
- Prostatic congestion

(Printed File#, June 02, 2017 2:31:30 PM) Page 1 of 2

**OFFICE OF THE WAYNE COUNTY MEDICAL EXAMINER**  
 1300 East Warren Avenue  
 Detroit, MI 48207  
 POST-MORTEM REPORT

3. Metabolite protein found  
**POSTMORTEM TOXICOLOGY**  
 Calcium Positive - Peripheral Blood  
 Melatonin Positive - Peripheral Blood  
 Residual 14 mg/ml - Peripheral Blood  
 Lorazepam 41 mg/ml - Peripheral Blood  
 Pseudoephedrine 175 mg/ml - Peripheral Blood  
 Norpseudoephedrine 10 mg/ml - Peripheral Blood  
 Naloxone Present - Plasma, Urine

**(End of Report)**

**STATE OF MICHIGAN DEPARTMENT OF HEALTH AND HUMAN SERVICES CERTIFICATE OF DEATH** 0008845  
 3992005

**DECEASED**  
 1. DECEASED NAME (Print name, last, first, middle)  
**Christopher John Cornell**  
 2. DATE OF BIRTH (month, day, year)  
**July 20, 1964**  
 3. SEX  
**Male**  
 4. UNDER 65 YEARS OF AGE (month, day, year)  
**May 18, 2017**

**DECEASED'S ADDRESS**  
 5. NAME AT BIRTH OR OTHER NAME USED FOR PERSONAL BUSINESS (include street address)  
**52**  
 6. AGE - Last birthday  
**52**  
 7. MONTHS  
**DAVIS**  
 8. COUNTY OF DEATH  
**WAYNE**

**DECEASED'S RESIDENCE**  
 9. CITY, VILLAGE, OR TOWNSHIP OF DEATH  
**DETROIT**  
 10. COUNTY OF DEATH  
**WAYNE**  
 11. STREET AND NUMBER (include apt. no., P.O. box, etc.)  
**1777 3RD SUITE 1136**  
 12. LOCALITY (city or town, state, county)  
**LOS ANGELES, CALIFORNIA**  
 13. STREET AND NUMBER (include apt. no., P.O. box, etc.)  
**1880 Century Park East 1600**

**DECEASED'S BIRTH INFORMATION**  
 14. PLACE OF BIRTH (city or town, state, county)  
**Seattle, Washington**  
 15. SOCIAL SECURITY NUMBER  
**[REDACTED]**  
 16. DECEASED'S EDUCATION - What is the highest degree or level of school completed (to the best of your knowledge)?  
**12th Grade**

**DECEASED'S OCCUPATION**  
 17. OCCUPATION (last held position)  
**Musician**  
 18. INDUSTRY OR BUSINESS  
**Entertainment**  
 19. MARRIAGE STATUS (Print name of spouse)  
**Married**  
 20. NAME OF SURVIVING SPOUSE (Print name of spouse)  
**Vicky Raina Karsyianina**

**PARENTS**  
 21. FATHER'S NAME (Print name, last, first, middle)  
**Edward Francis Boyle**  
 22. MOTHER'S NAME (Print name, last, first, middle)  
**Karen Ruth Cornell**

**PREVIOUS MARRIAGES**  
 23. PREVIOUS MARRIAGES (Print name, last, first, middle)  
**Vicky R. Cornell**  
 24. RELATIONSHIP TO DECEASED  
**Wife**  
 25. MARITAL ADDRESS (Street and Number, Box, P.O. Box, etc.)  
**1880 Century Park East Suite 1600, CA 90067**

**DECEASED'S BURIAL INFORMATION**  
 26. METHOD OF DISPOSITION  
**Reinterment**  
 27. PLACE OF DISPOSITION (Name of cemetery, crematory, etc.)  
**Hollywood Forever Cemetery Crematory, Los Angeles, California**  
 28. NAME AND ADDRESS OF FUNERAL FACILITY  
**JAMES E. COLE HOME FOR FUNERALS, INC., 2624 W. Grand Blvd., Detroit, Michigan 48208**

**DECEASED'S DEATH INFORMATION**  
 29. CAUSE OF DEATH (Print name of cause)  
**Hanging**  
 30. TIME OF DEATH  
**UNKNOWN**  
 31. PLACE OF DEATH (Street, township, county)  
**Hotel**  
 32. TIME OF DEATH (month, day, year)  
**May 18, 2017**  
 33. TIME OF DEATH (hour, minute)  
**3:32 AM**

**DECEASED'S PHYSICIAN INFORMATION**  
 34. NAME AND ADDRESS OF CERTIFYING PHYSICIAN (Print name)  
**Theodore Brown, M.D. Assistant Medical Examiner, 1300 E. Warren Ave, Detroit, MI 48207**  
 35. REGISTRAR'S SIGNATURE  
**[Signature]**  
 36. DATE FILED (month, day, year)  
**MAY 22 2017**

**CAUSE OF DEATH**  
 37. I certify that the cause of death is as stated above, and that I am a duly qualified medical examiner.  
 38. I certify that the cause of death is as stated above, and that I am a duly qualified medical examiner.  
 39. I certify that the cause of death is as stated above, and that I am a duly qualified medical examiner.

**DECEASED'S INFORMATION**  
 40. DID DECEASED USE CONTRACEPTIVE TO PREVENT PREGNANCY?  
 41. IF FEMALE: Was pregnant within the past year? Was pregnant at time of death? Was pregnant for greater than 42 days of death? Was pregnant for greater than 42 days or 1 year before death? Unknown if pregnant within the past year?

**DECEASED'S INFORMATION**  
 42. MANNER OF DEATH - Accidents, Suicide, Homicide, Natural, Undetermined, or Pending Charge  
 43. WAS AN AUTOPSY PERFORMED? (Print date)  
 44. WILL AUTOPSY FINDINGS AVAILABLE TO COMPLETION OF CAUSE OF DEATH? (Print date)

**DECEASED'S INFORMATION**  
 45. DATE OF INJURY (month, day, year)  
**UNKNOWN**  
 46. TIME OF INJURY (month, day, year)  
**UNKNOWN**  
 47. DID DECEASED SUFFER INJURY OCCURRED?  
**DECEASED HANGED HIMSELF**

**DECEASED'S INFORMATION**  
 48. PLACE OF WORK (Street and Number, Box, P.O. Box, etc.)  
**ROTEL**  
 49. CITY, VILLAGE, OR TOWNSHIP OF DEATH  
**1777 3RD ST. SUITE 1136 DETROIT, MI**

SP02332404  
 VOID WITHOUT WATERMARK OR IF ALTERED OR ERASED.



There were no other injuries or any diseases present that contributed to death. Postmortem toxicology detected butalbital, lorazepam, pseudoephedrine and its metabolite norpseudoephedrine, caffeine, and naloxone in the decedent's blood. These drugs did not contribute to the cause of death.

Based on the circumstances surrounding this death and the autopsy findings, the manner of death is suicide.

the stomach had an intact and unremarkable rugal pattern and the contents of the stomach consisted of approximately 10 milliliters of tan-brown fluid. No pills were in the stomach.

This is Chris Cornell's autopsy report. There's only 5 pages so far.

**Reminder that Chris Cornell was clean at the time of his death and the cause of his death was suicide by hanging.**

There was no alcohol, heroin, cocaine or any illegal drugs in his system.

He had been taking Ativan for over a year. He had been taking other medications for his migraines. None of these drugs caused his death.

***Ativan did not kill Chris Cornell.***

**Read the full autopsy here:**










[https://www.scribd.com/document/350206037/Autopsy-Report-Chris-Cornell#from\\_embed](https://www.scribd.com/document/350206037/Autopsy-Report-Chris-Cornell#from_embed)

**Crime Scene photos (GRAPHIC) here:**

<http://www.tmz.com/2017/07/11/chris-cornell-death-police-release-hotel-room-photos/>

9 NOTES

CHRIS CORNELL GRUNGE SEATTLE  
AUDIOSLAVE SOUNDGARDEN  
AUTOPSY CRIME SCENE AUTOPSY  
REPORT

-  valerie1957 liked this
-  mommiedearest73 liked this
-  burden-in-my-hand liked this
-  crowe54 liked this
-  jogobox liked this
-  recipes-to-cook liked this
-  purple--lemonade liked this
-  orilla13 liked this
-  chriscornelllsathreads posted this