

**Close To You**  
**Intro**

**C**

A	5	5	3	3	5	7	5	3	3	5	5	3	3	5
E	3	3	3	3	3	3	3	3	3	3	3	3	3	3
C	0	0	0	0	0	0	0	0	0	0	0	0	0	0
G	_____													

**Verse**

	<b>C</b>		<b>B7sus B7</b>		<b>Bm7</b>		<b>Em</b>		<b>C</b>		<b>G</b>					
A	5	5	3	5s7	2	2	2	2	5	9	10	9	10	5	5s7s5	5
E	3	3	3	2	2	2	7	7	10	7	7	7	3	3	3	3
C	3s4	4	4	4	4	3	9	7	7	7	4	4	2			
G	5	5	2	2	2	7	9	9	9	5	5	4				

**Verse**

**Chorus**

	<b>C</b>		<b>Bm7</b>		<b>E7sus E7</b>													
A	_____	5	7	-9	9	7	5	9	9	7	7	9						
E	3	5	7	5	3	5	7	7	5	3	5	5	5	5	5	7	7	7
C	4	4	4	4	4	4	4	6	6	6	9	9	8					
G	5	5	7	7	7	7	7	7	7	7	7	7	7					

	<b>Cadd9</b>		<b>C</b>		<b>CM7</b>		<b>C</b>		<b>D</b>							
A	10	10	10	10	10	10	10	10	10	10	7	9	10	12	17	5
E	10	10	10	10	8	8	8	8	7	7	7	7	8	10	14	5
C	7	7	7	7	7	7	7	7	7	7	7	7	7	9	6	
G	7	7	7	7	7	7	7	7	7	7	7	7	7	7	7	

**Verse**

**Chorus**

**Key Change (half step)**

**Instrumental**

	<b>C#</b>		<b>C7sus C7</b>		<b>Cm7</b>		<b>Em</b>						
A	6	6	4	6s8	3	3	3	3	6	10	11	10	11
E	4	4	4	3	3	3	8	8	11	8	8	8	8
C	4s5	5	5	5	5	4	10	8	8	8			
G	6	6	3	3	3	8	10	10	10				

	<b>C#</b>		<b>G#</b>
A	6	6s8s6	6
E	4	4	4
C	5	5	3
G	6	6	5

### Half Step Higher Chorus

	<b>C#</b>		<b>Cm7</b>		<b>F7sus</b>	<b>F7</b>
A	_____		6_8_10_10_8_6_10_10_8_8_10			
E	4_6_8_6_4_6_8_8_6_4		6_6_6_6_6_6_6_8_8_8			
C	5_5_5_5_5_5_5_5_5		7_7_7_10_10_9			
G	6_6_6_6_6_6_6_6_6		8_8_8_8_8_8_8_8_8			

	<b>C#add9</b>	<b>C</b>	<b>CM7</b>	<b>C</b>	<b>D#</b>
A	11_11_11_11_11_11_11_11_11_11_11_11_11_8_10_11_13				
E	11_11_11_11_9_9_9_9_8_8_8_8_9				11
C	8_8_8_8_8_8_8_8_8_8_8_8_8_8				10
G	8_8_8_8_8_8_8_8_8_8_8_8_8_8				8












### Last Verse

	<b>C#</b>	<b>C7sus</b>	<b>C7</b>	<b>Cm7</b>	<b>Em</b>	<b>C#</b>	<b>G#</b>	<b>C#</b>	<b>G#</b>
A	6_6_4_6s8	3_3_3_3_6	10	11_10_11	6_6s8s6	6	6_6s8s6_10		
E	4_4_4	3_3_3	8_8_11	8_8_8	4_4	4	4_4_4	11	
C	4s5_5_5	5_5_4	10	8_8_8	5_5	3	5_5	12	
G	6_6	3_3_3	8	10_10_10	6_6	5	6_6	0	

### Outro (4x)

	<b>C#M7</b>	<b>G#M7</b>
A	3_3_3	3_3_3_3_3_3
E	4_4_4_3h4p3	4_4_4_4_3_3
C	5_5_5	5_5_5_5_3_3_3
G	6_6_6	6_6_6_6_5_5

### Chord Shapes used (move one step higher from instrumental till last verse)

<b>C</b>	<b>B7sus</b>	<b>B7</b>	<b>Bm7</b>	<b>G</b>	
					
			same shape and position for E7sus		
<b>E7</b>	<b>Bm7</b>	<b>Cadd9</b>	<b>C</b>	<b>CM7</b>	<b>D</b>
					
	use this in the chorus		same shape and position for E7sus		
<b>C#M7</b>	<b>G#M7</b>				
