




metro

Capital Area Metrorail

-  Station
-  Transfer Station
-  Park & Ride

Metro is accessible.



DEPARTURES

Frequency varies by station and time of day.
 Maximum Frequency every **8** minutes.
 Minimum Frequency every **32** minutes.
 Real time departure predictions posted at each station.

FIRST TRAIN TIMES

	Mon-Thu	Fri-Sat	Sun-Hol
Bl & Gr	5:40a	6:20a	7:10a
Rd & Pl	5:35a	6:10a	7:30a
Yw	5:20a	6:35a	6:55a

LAST TRAIN TIMES

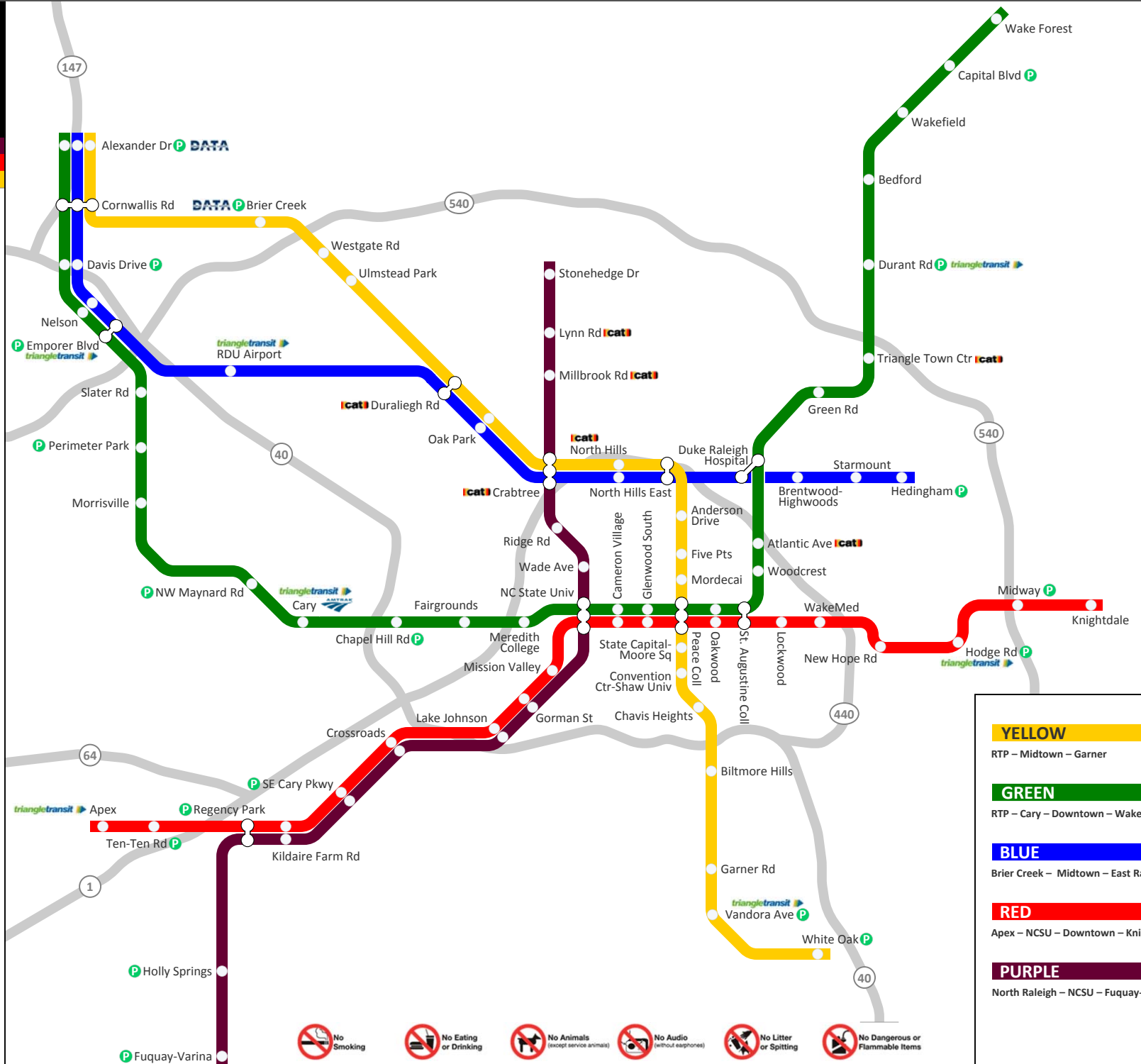
	Mon-Fri	Sat	Sun-Hol
Bl & Gr	10:10p	9:20p	6:10p
Rd & Pl	12:10a	12:10a	8:30p
Yw	1:20a	2:20a	1:20a

FARES

Minimum one way fare **\$1.20**
 Fare varies by trip length and time of day.
 Maximum one way fare **\$2.60**



Metro is accessible.



YELLOW

RTP – Midtown – Garner

GREEN

RTP – Cary – Downtown – Wake Forest

BLUE

Brier Creek – Midtown – East Raleigh

RED

Apex – NCSU – Downtown – Knightdale

PURPLE

North Raleigh – NCSU – Fuquay-Varina

