

# AETHER WAR





• For illustrative purposes only • Image non contractuelle • Fines meramente ilustrativos • Dient lediglich zur Veranschaulichung  
 • Solo a scopo illustrativo • 仅供说明之用 • 裝飾用パーツ

## KHARADON ENDRINMASTER

• STEPS • ÉTAPES  
 • PASOS • SCHRITTE  
 • FASI • 步驟 • ステップ

1



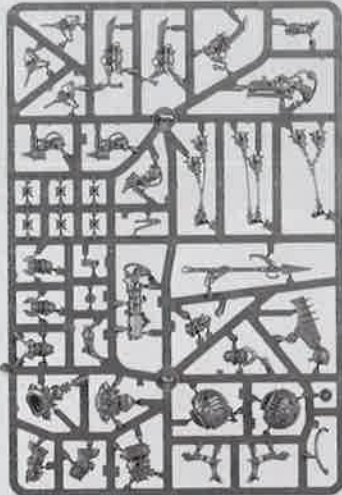
## SKYRIGGERS

• STEPS • ÉTAPES  
 • PASOS • SCHRITTE  
 • FASI • 步驟 • ステップ

2 - 11

X2

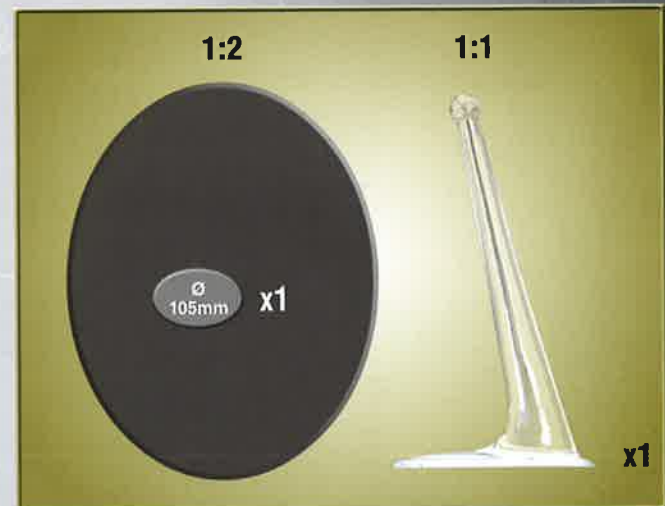


X2



## GRUNDSTOCK GUNHAULER

• STEPS • ÉTAPES  
 • PASOS • SCHRITTE  
 • FASI • 步驟 • ステップ

12 - 13



• For illustrative purposes only • Image non contractuelle • Fines meramente ilustrativas • Dient lediglich zur Veranschaulichung  
• Solo a scopo illustrativo • 仅供说明之用 • 裝飾用パーツ

## TZEENTCH MAGISTER ON DISC

• STEPS • ÉTAPES  
• PASOS • SCHRITTE  
• FASI • 步骤 • ステップ

14 - 16





## TZAANGOR ENLIGHTENED

• STEPS • ÉTAPES  
• PASOS • SCHRITTE  
• FASI • 步骤 • ステップ

17 - 26

X2

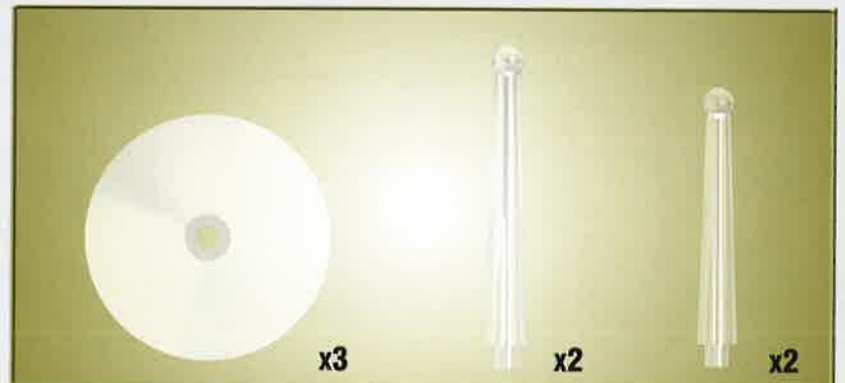

X2



## SCREAMERS

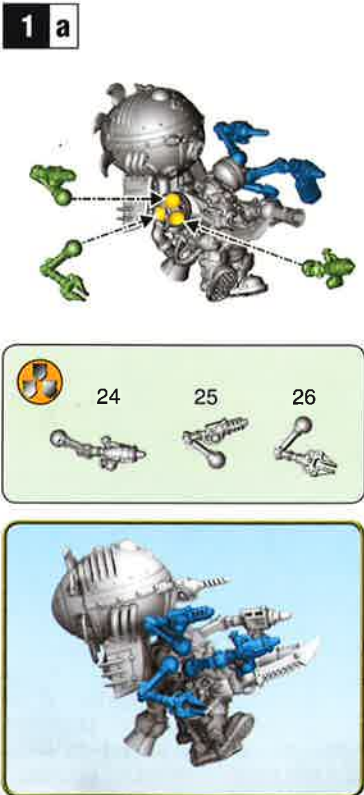
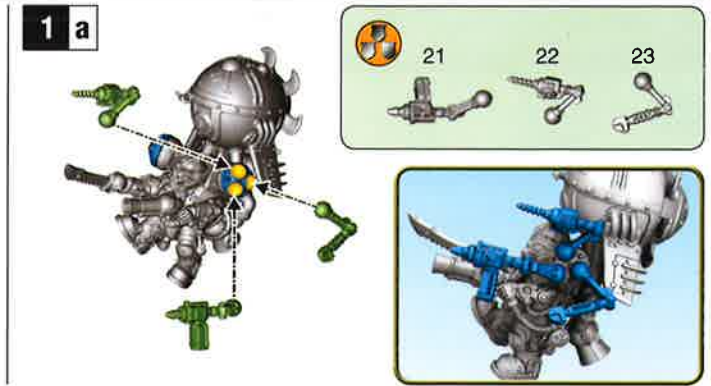

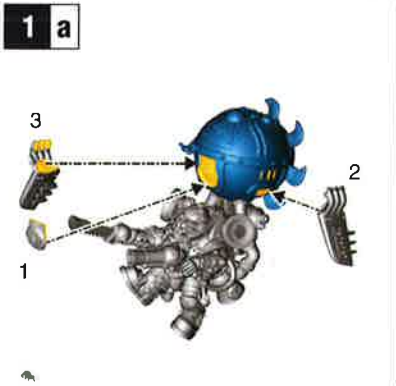
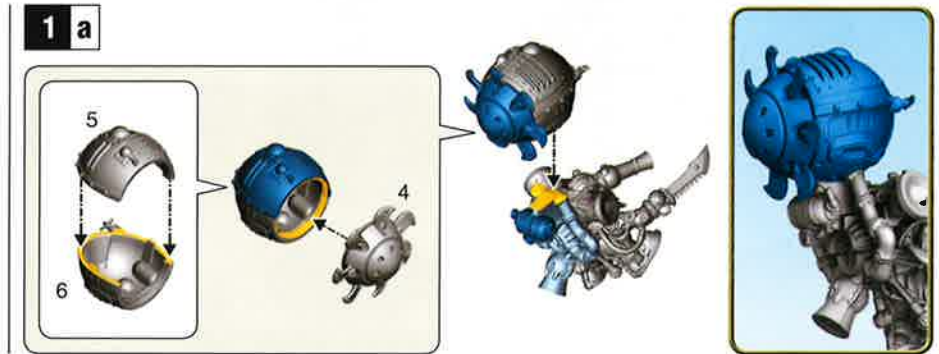
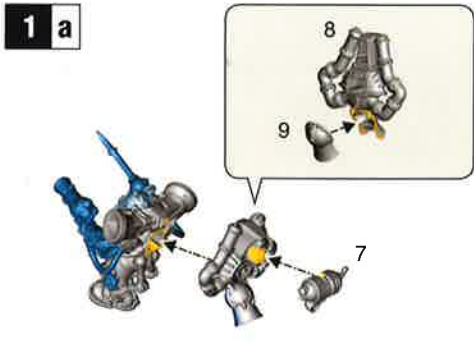
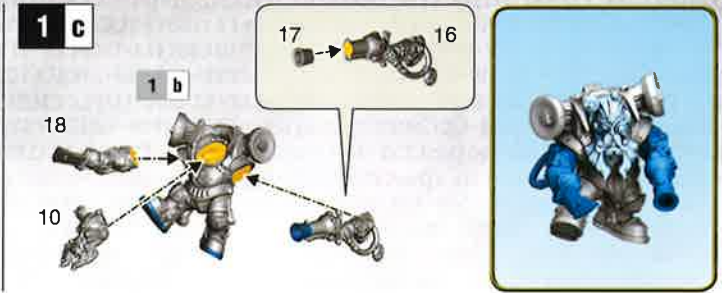
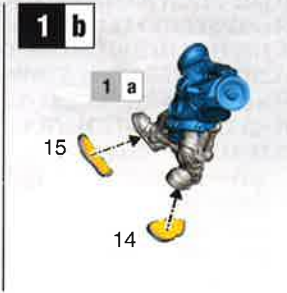
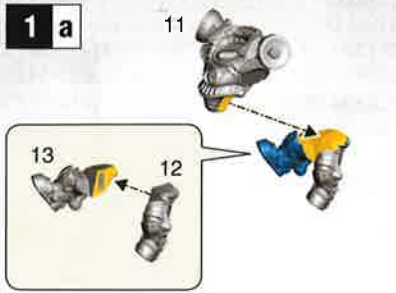
• STEPS • ÉTAPES  
• PASOS • SCHRITTE  
• FASI • 步骤 • ステップ

27






# 1 KHARADRON ENDRINMASTER



Skywardens **x3**

• STEPS - ÉTAPES  
• PASOS - SCHRITTE  
• FASI - 步骤 - ステップ

2 - 7



Endrinriggers **x3**

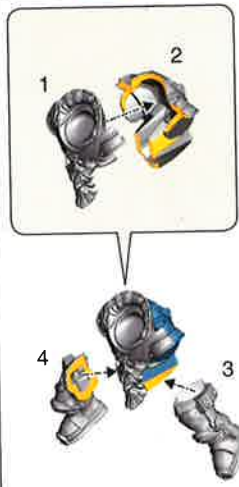
• STEPS - ÉTAPES  
• PASOS - SCHRITTE  
• FASI - 步骤 - ステップ

2 - 3 ; 8 - 11

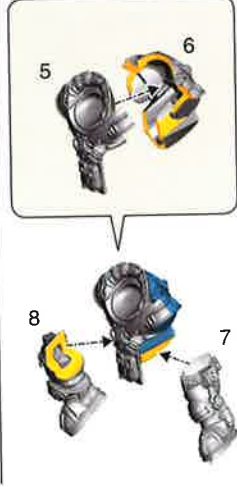


**!** FOLLOW STEP 2 - 3 FOR ALL VARIANTS • SUIVRE L'ÉTAPE 2 - 3 POUR TOUTES LES VARIANTES  
• SIGUE EL PASO 2 - 3 PARA TODAS LAS VARIANTES • FOLGE SCHRITT 2 - 3 FÜR ALLE VARIANTEN  
• SEGUI LE FASI 2 - 3 PER TUTTE LE VARIANTI • 所有组装方式请见第 2 - 3 步 • ステップ 2 - 3 は全バリエーション共通

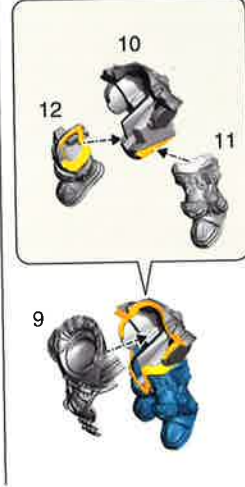
2 a **x2**



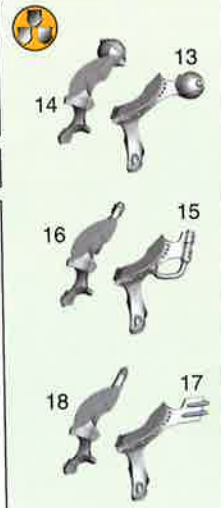
2 b **x2**



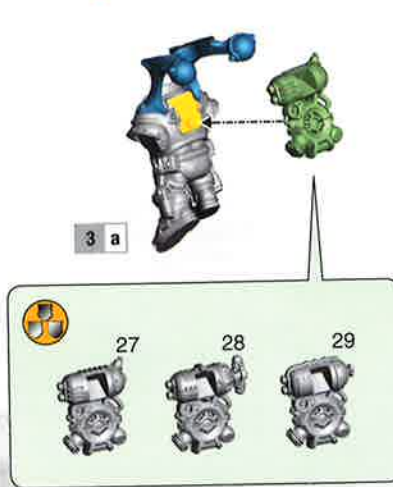
2 c **x2**



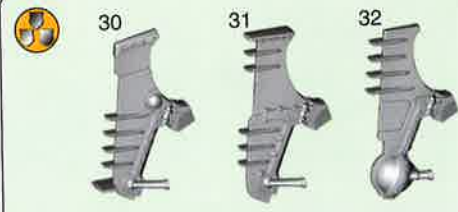
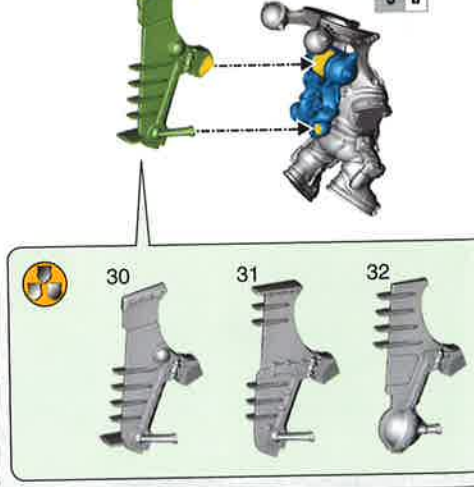
3 a **x6**



3 b **x6**




3 c **x6**

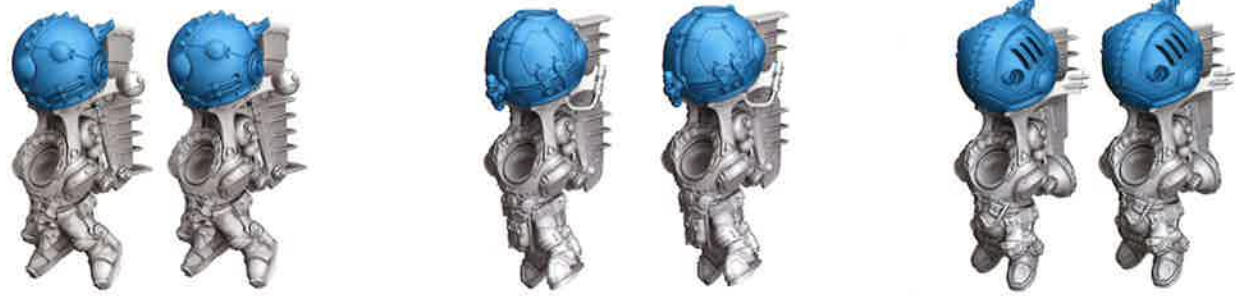




3 d x6



3 c



4 - 7

# SKYWARDENS x3



• CHOOSE THE VARIANT YOU WANT TO BUILD • CHOISISSEZ LA VARIANTE À ASSEMBLER  
 • ELIGE QUÉ VERSIÓN QUIERES MONTAR • WÄHLE DIE VARIANTE, DIE DU BAUEN MÖCHTEST  
 • SCEGLI LA VARIANTE CHE VUOI ASSEMBLARE • 选择你喜欢的拼装方式 • 組み立てバリエーションの選択

4 with Vucaniser Postol & Skypike



5 with Aethermatic Volley Gun x1



6 with Grapnel Launcher x1



with Skyhook









with Drill Cannon








**4** with Vucaniser Postol & Skypike

**Custodian** 62  **Skywarden** 33  34  35 

39  40  41 






36  37  38 



**5** with Aethermatic Volley Gun **x1**

33  34  35 

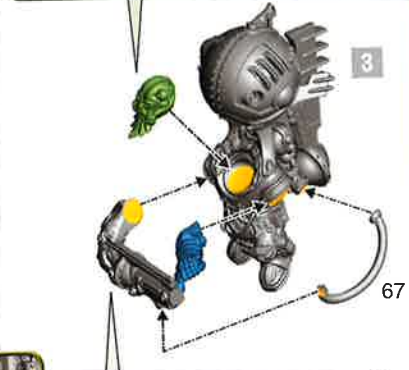




72  73  74 






**6** with Grapnel Launcher / Skyhook / Drill Cannon **x1**





33  34  35 




64  65 






**Skyhook**  **Drill Cannon** 71  **Grapnel Launcher** 




66  68  69  70 












**7** x3




Ø 32mm

75  76  77 

78  78  78 

42 x3  43  44  45  46  56  57  58  59  60  61 







• CHOOSE THE VARIANT YOU WANT TO BUILD • CHOISISSEZ LA VARIANTE À ASSEMBLER  
 • ELIGE QUÉ VERSIÓN QUIERES MONTAR • WÄHLE DIE VARIANTE, DIE DU BAUEN MÖCHTEST  
 • SCEGLI LA VARIANTE CHE VUOI ASSEMBLARE • 选择你喜欢的拼装方式 • 組み立てバリエーションの選択

**8** with Rapid-fire Rivet Gun & Aethermatic Saw



**9** with Aethermatic Volley Gun x1



**10** with Grapnel Launcher x1



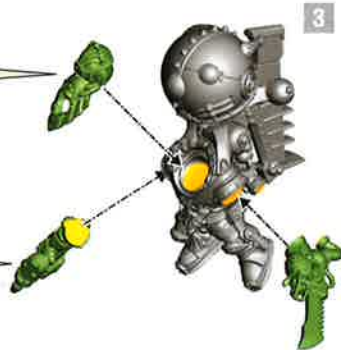
with Skyhook



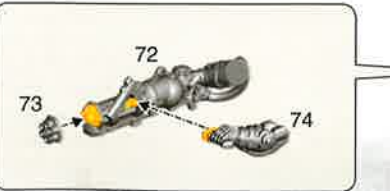
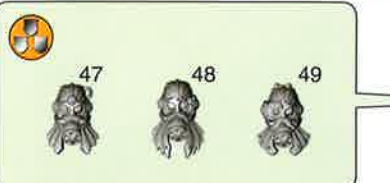
with Drill Cannon



**8** with Rapid-fire Rivet Gun & Aethermatic Saw



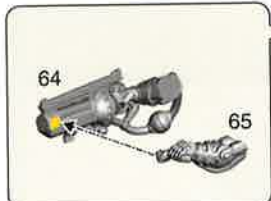
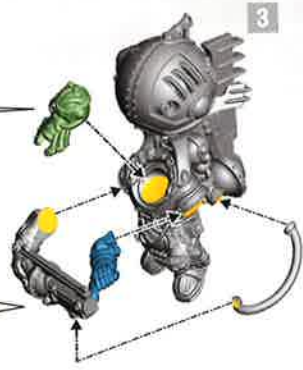
**9** with Aethermatic Volley Gun x1





**10** with Grapnel Launcher / Skyhook / Drill Cannon **x1**

- 47
- 48
- 49



- 71
  - 66
  - 68
  - 69
  - 70
- Skyhook
- Drill Cannon
- Grapnel Launcher



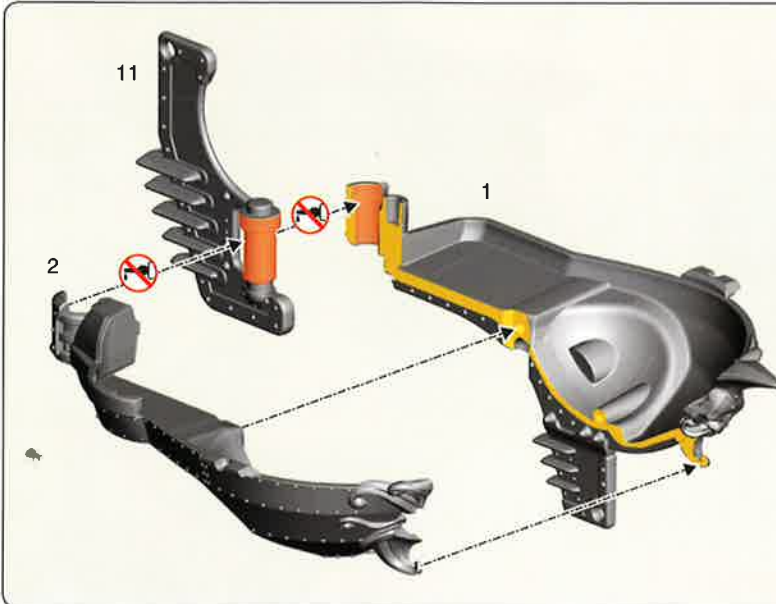
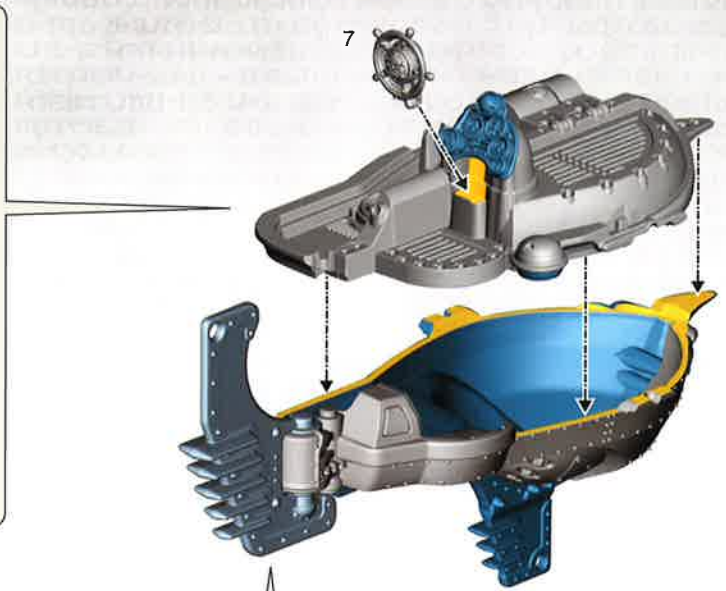
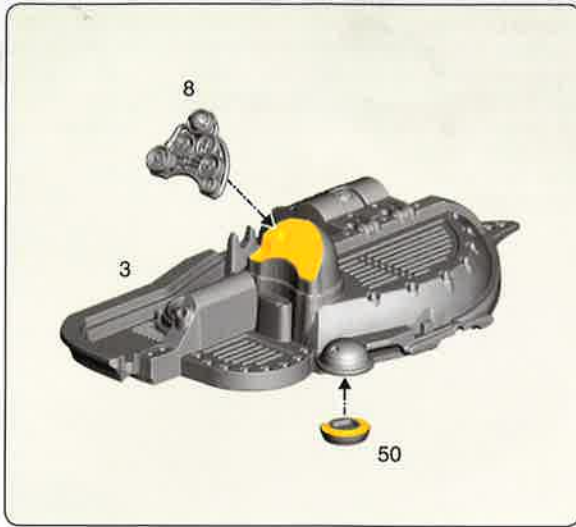
**11** x3

- 43
- 44
- 45
- 46
- 56
- 57
- 58
- 59
- 60
- 61

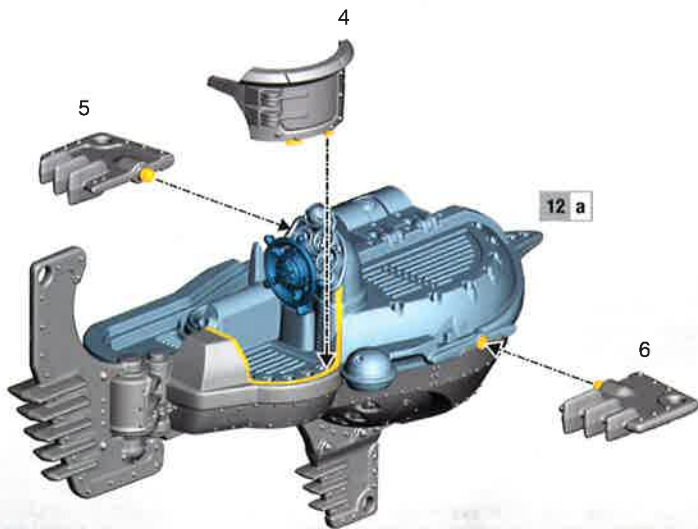




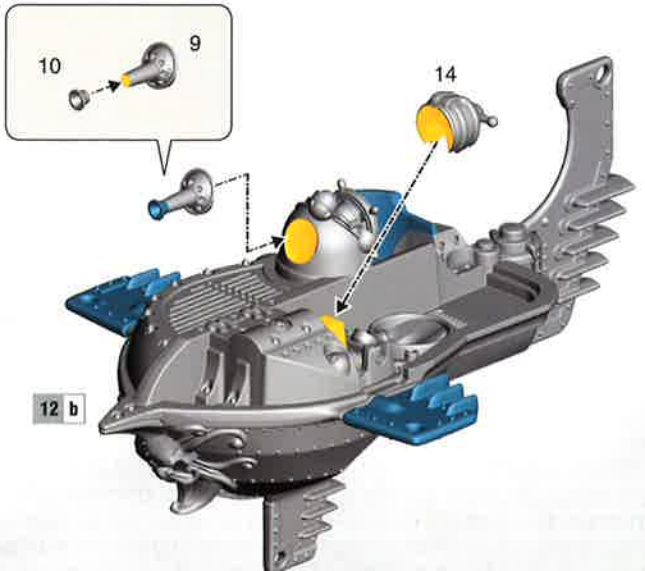
**12 a**



**12 b**


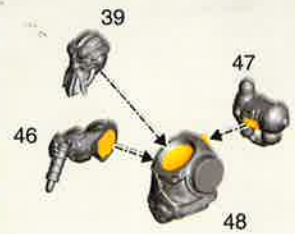


**12 c**

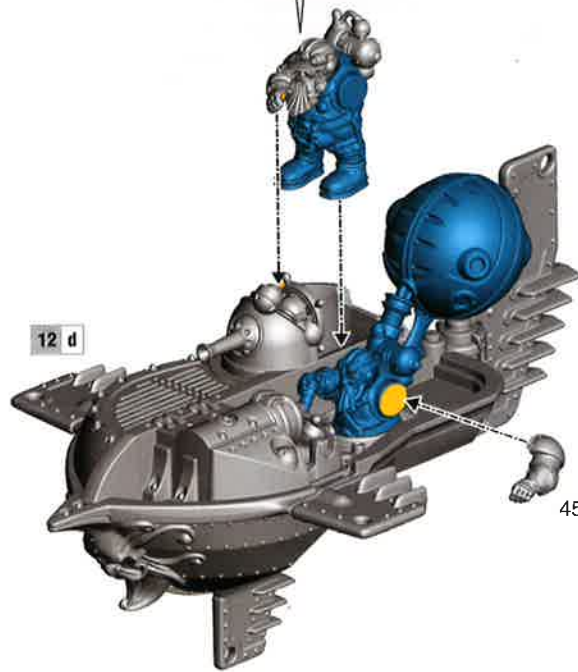
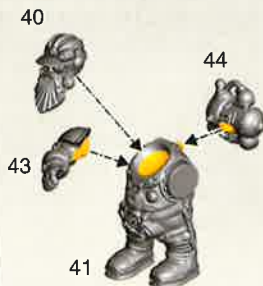








12 d



12 e

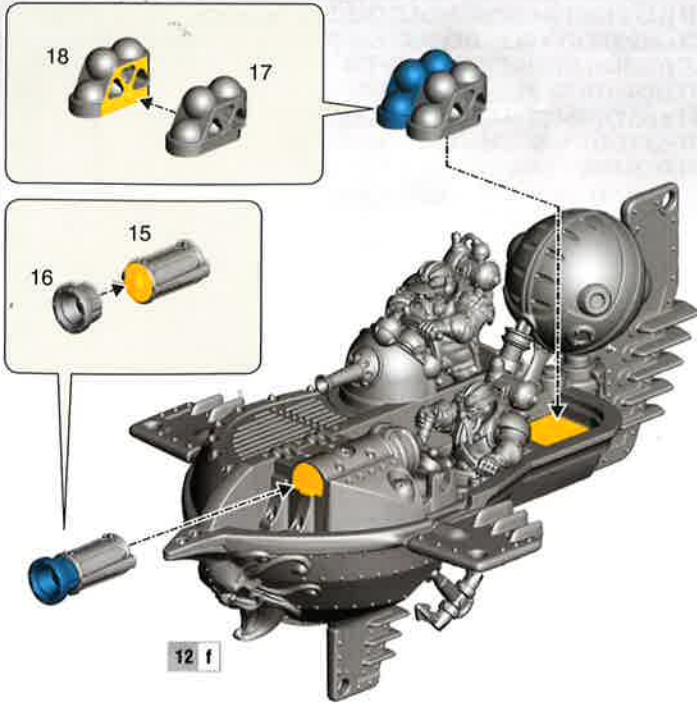


12 f



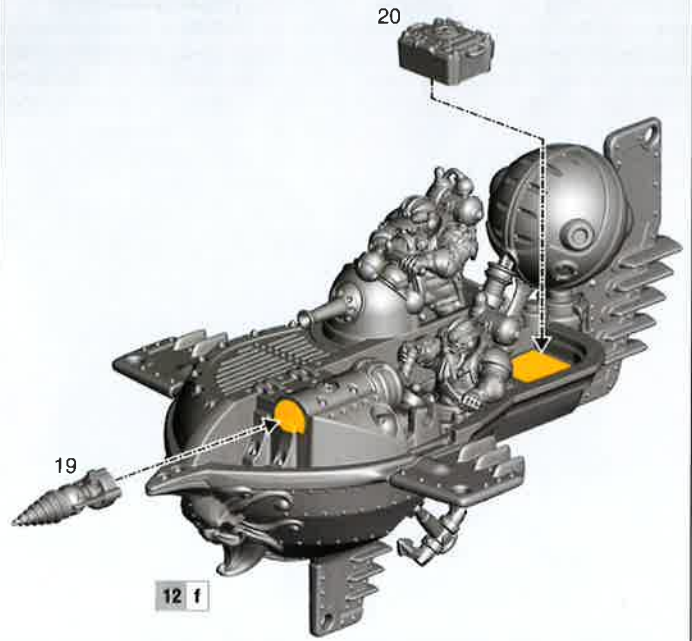




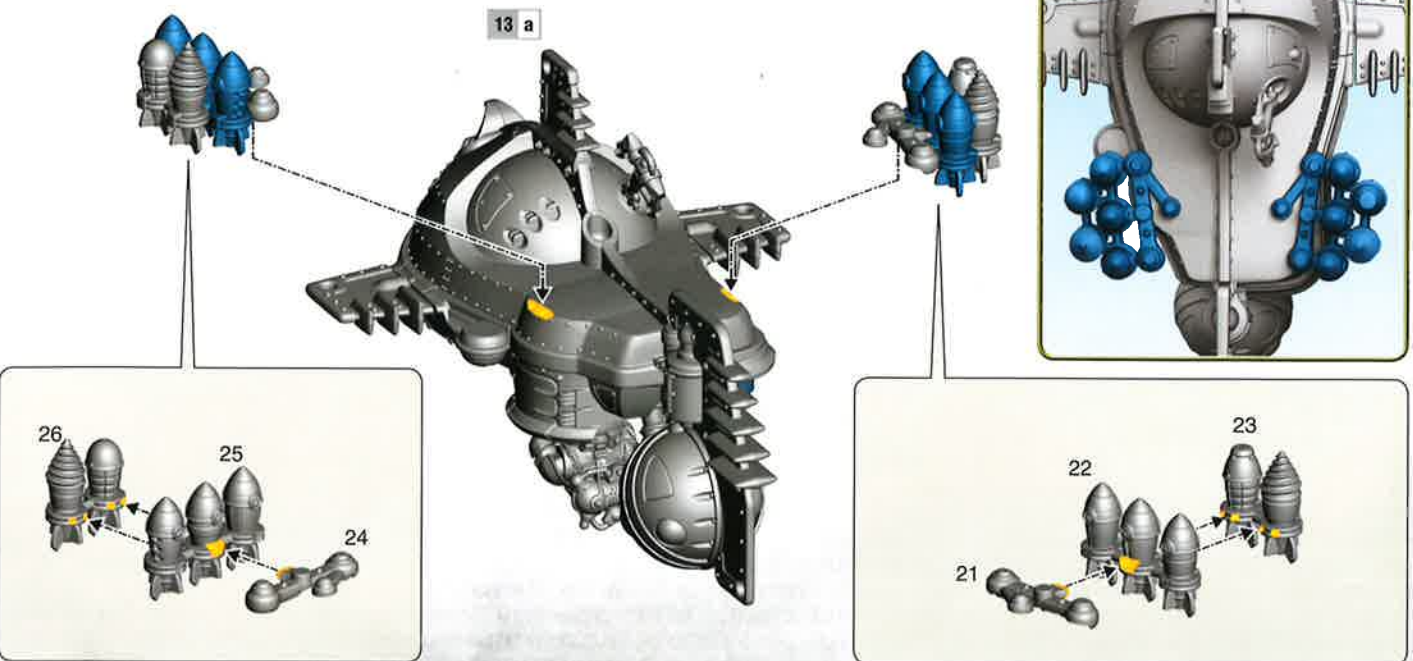
**13 a** Sky Cannon




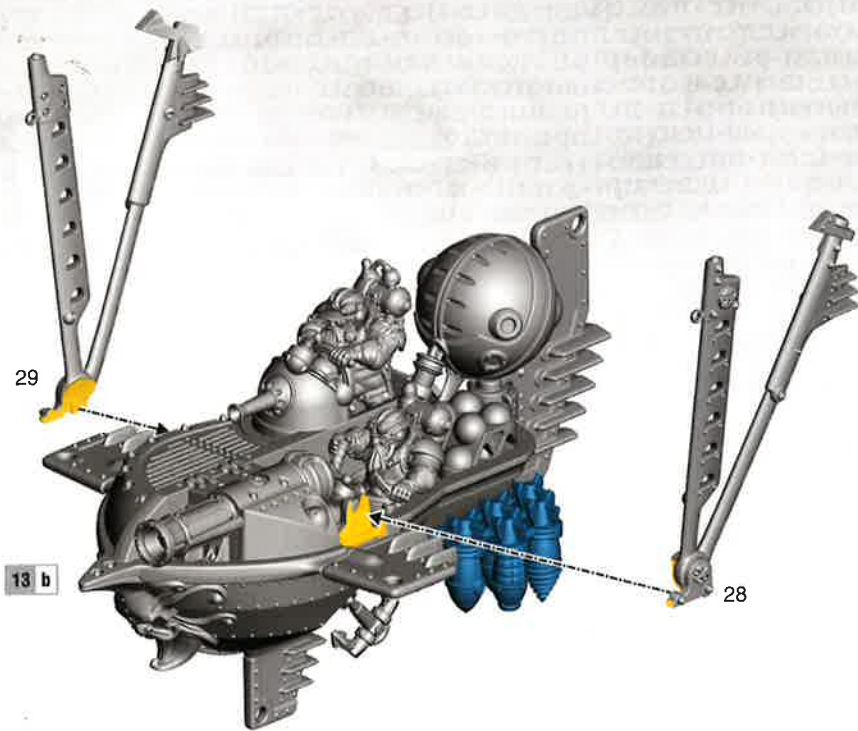
**Drill Cannon**



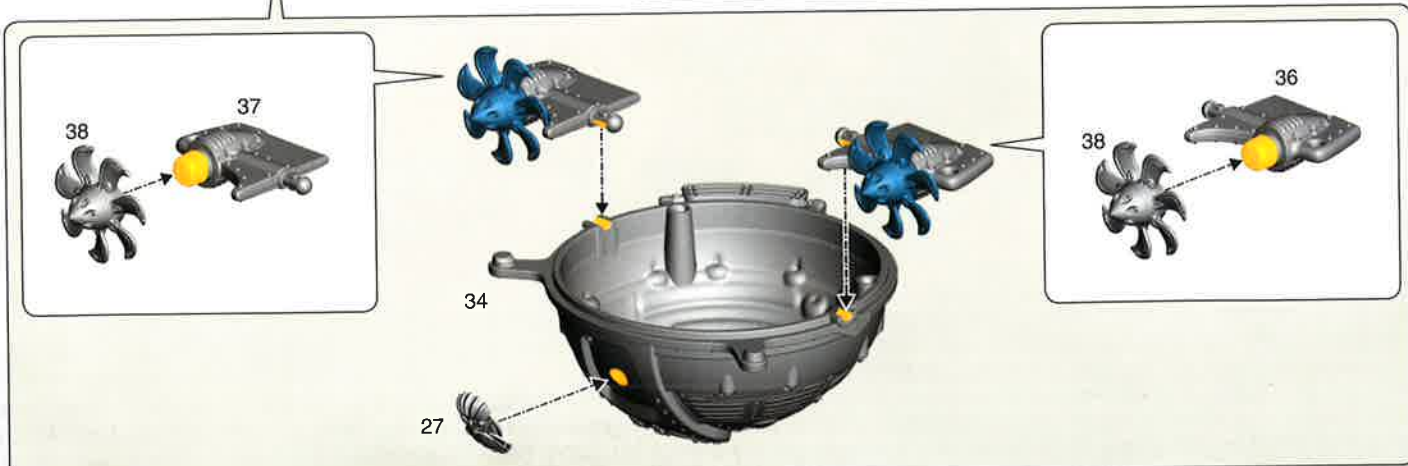
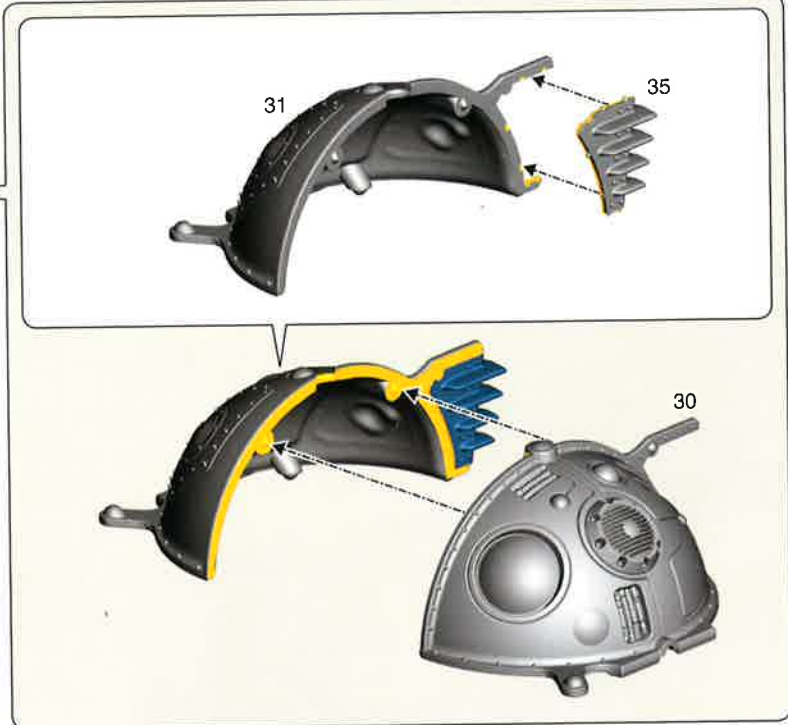
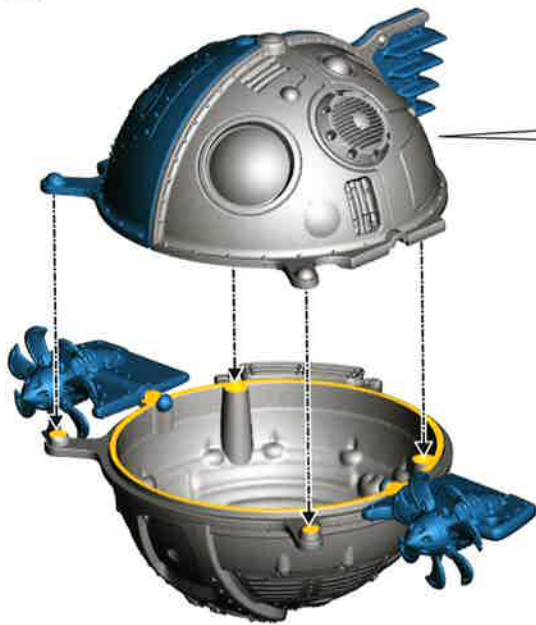
**13 b**



13 c

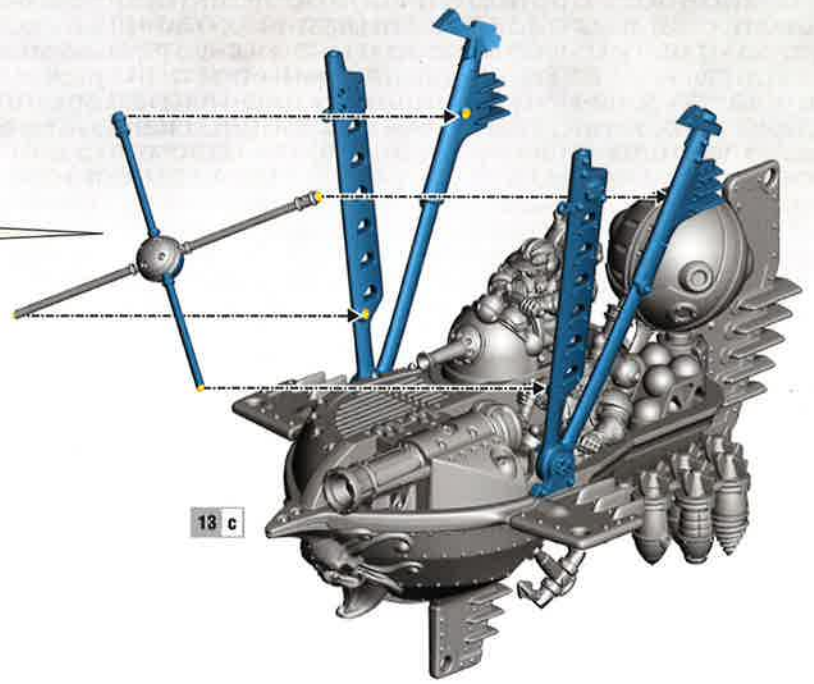




13 d


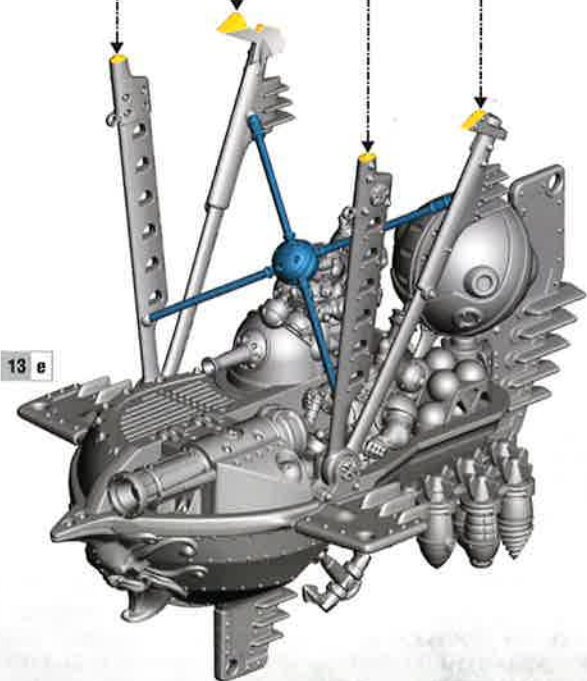





13 e





13 f



13 g

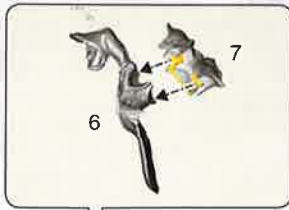


13 f

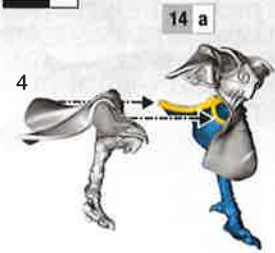




14 a



14 b



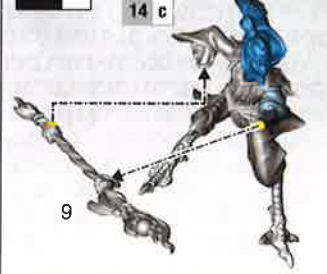
14 c



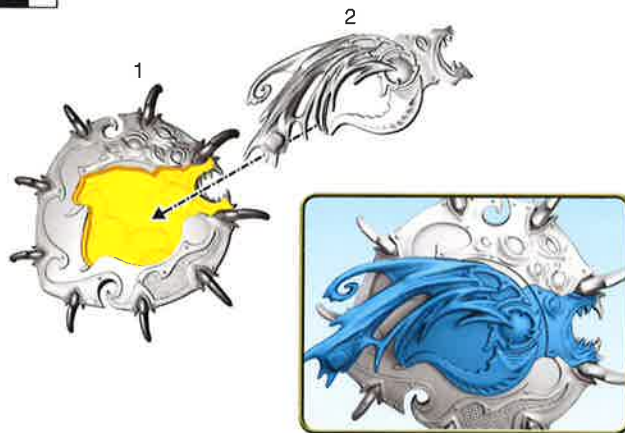
14 b



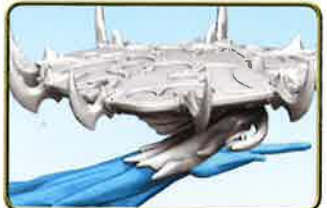
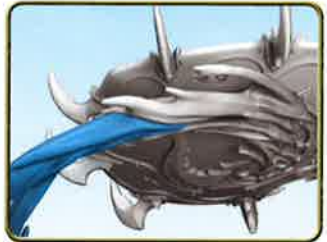
14 d



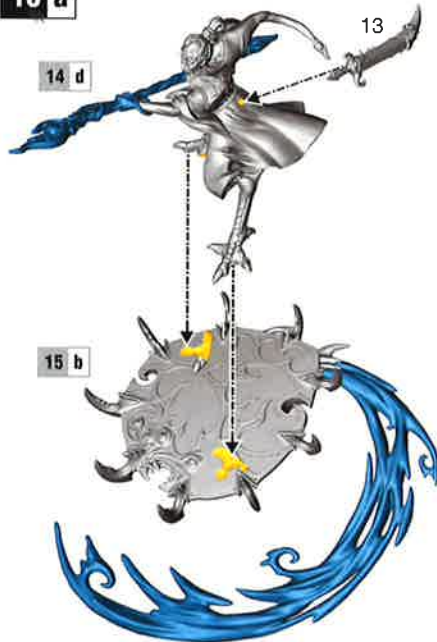
15 a




15 b



16 a



16 b



Ø 50mm





Enlightened x3

• STEPS - ÉTAPES  
• PASOS - SCHRITTE  
• FASI - 步骤 - ステップ

17 - 22



Skyfires x3

• STEPS - ÉTAPES  
• PASOS - SCHRITTE  
• FASI - 步骤 - ステップ

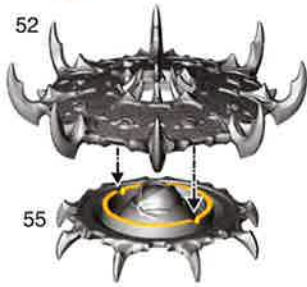
17 - 18 ; 23 - 26



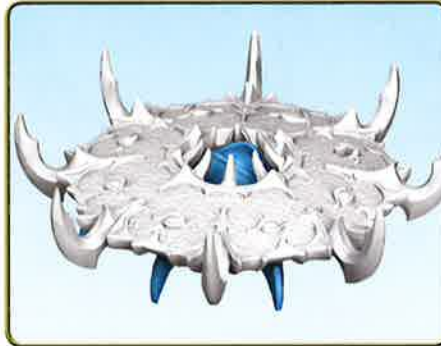
• FOLLOW STEP 17 - 18 FOR ALL VARIANTS • SUIVRE L'ÉTAPE 17 - 18 POUR TOUTES LES VARIANTES  
• SIGUE EL PASO 17 - 18 PARA TODAS LAS VARIANTES • FOLGE SCHRITT 17 - 18 FÜR ALLE VARIANTEN  
• SEGUI LE FASI 17 - 18 PER TUTTE LE VARIANTI • 所有組裝方式請見第 17 - 18 步 • ステップ 17 - 18 は全バリエーション共通

17 a x2

52

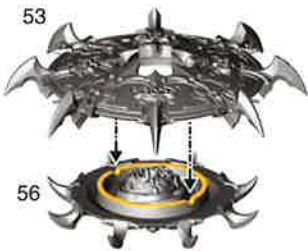


55




17 b x2

53



56

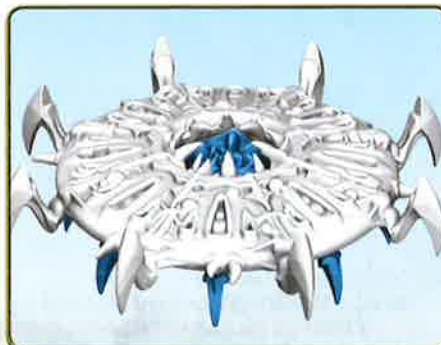


17 c x2

54




57



18 a x6

17



Ø 40mm



58



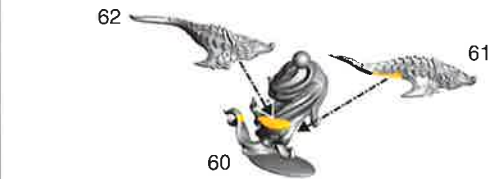
59



62

60

61



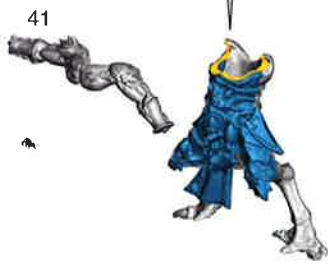
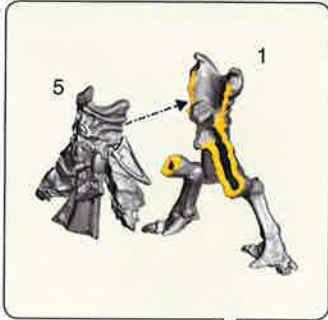




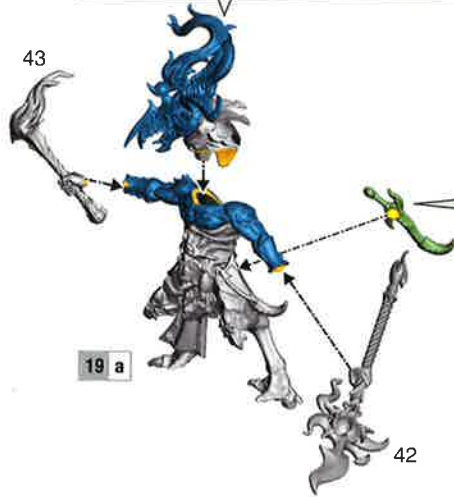
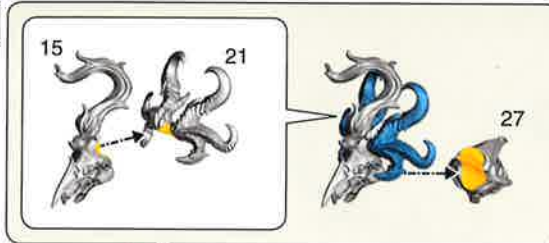
19 - 22

# TZAANGOR ENLIGHTENED x3

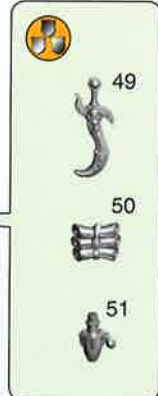

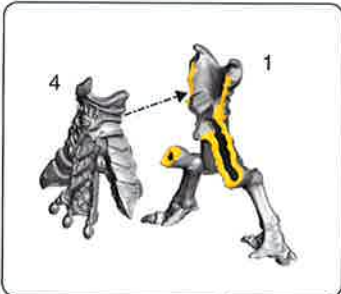
## 19 a Aviarch



## 19 b

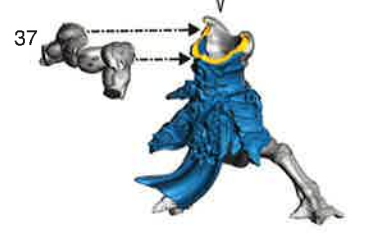
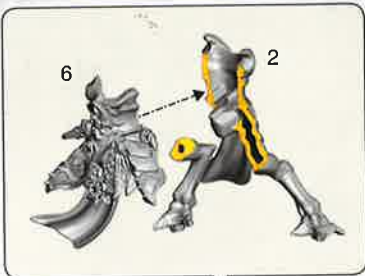


## Enlightened C






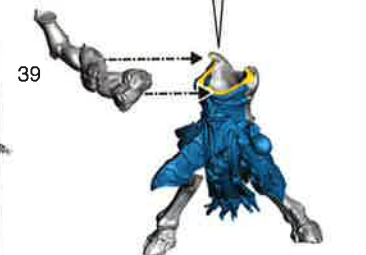
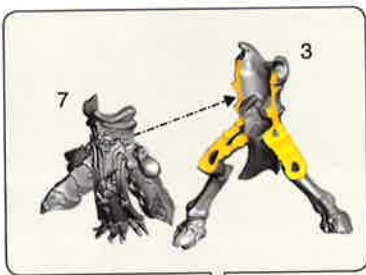
**20 a** Tzaangor Enlightened A



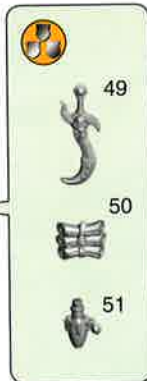
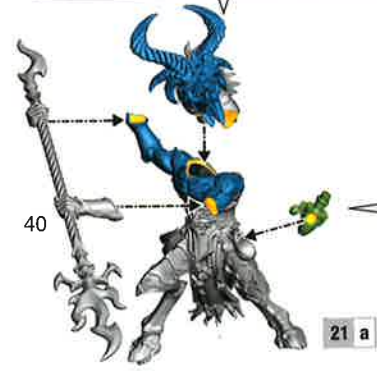
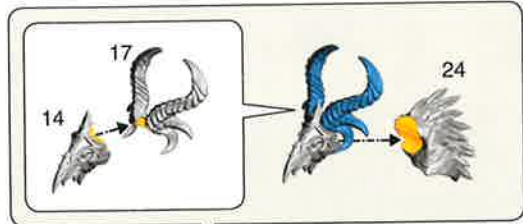
**20 b**



**21 a** Tzaangor Enlightened B



**21 b**



**22 x3**

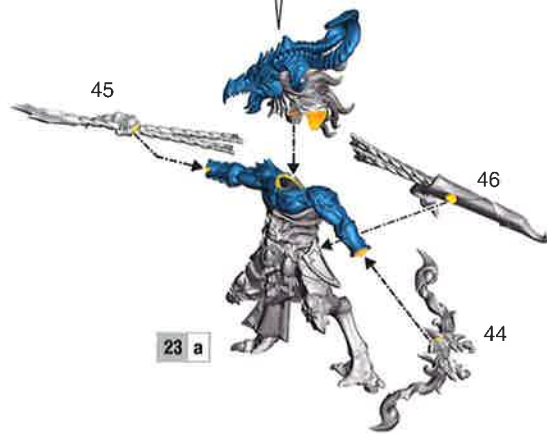
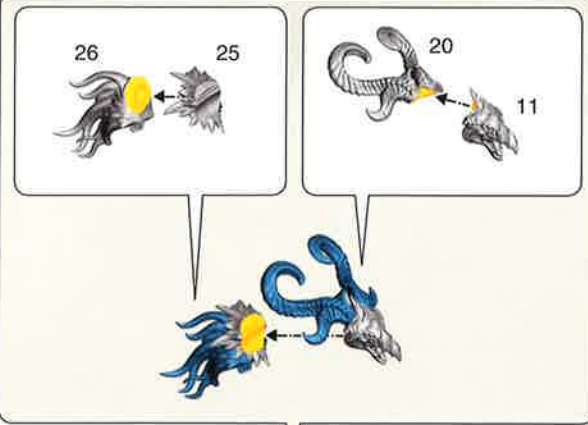




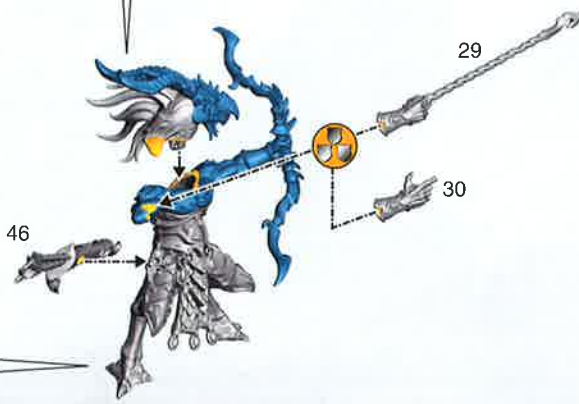
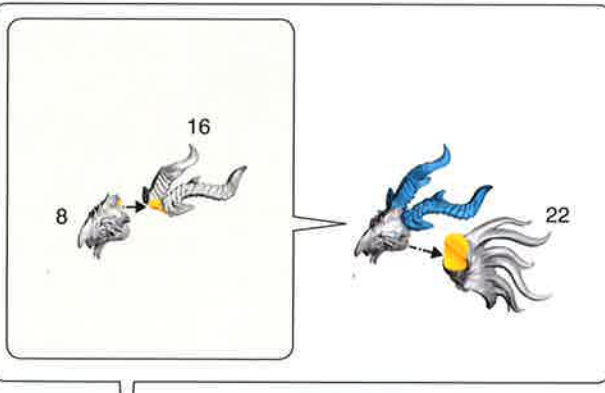
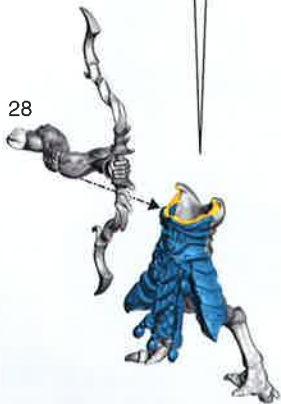
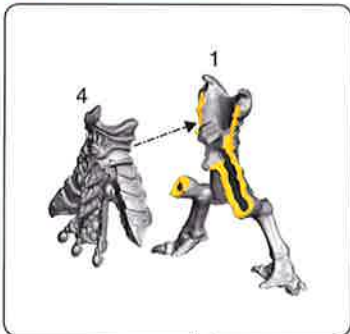
23 a Aviarch



23 b



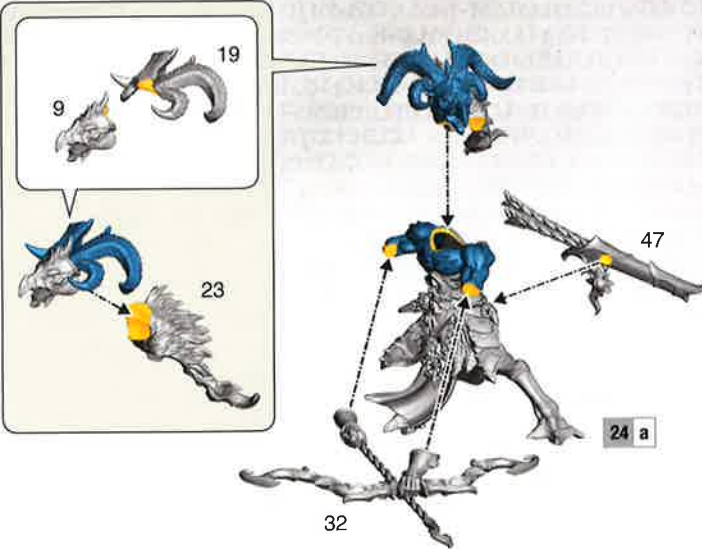
Enlightened C




**24 a** Tzaangor Skyfires A



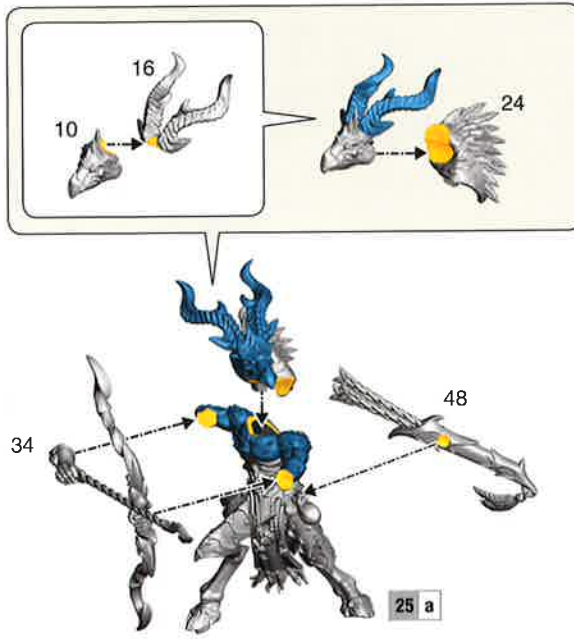
**24 b**



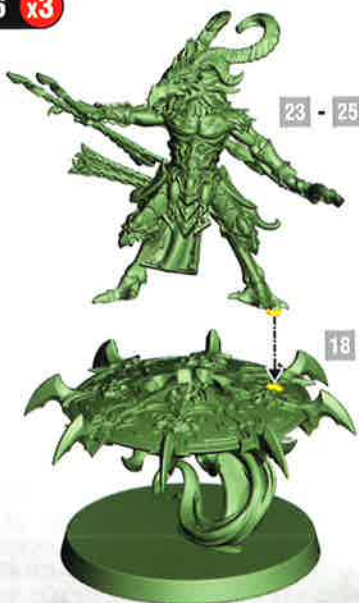
**25 a** Tzaangor Enlightened B



**25 b**



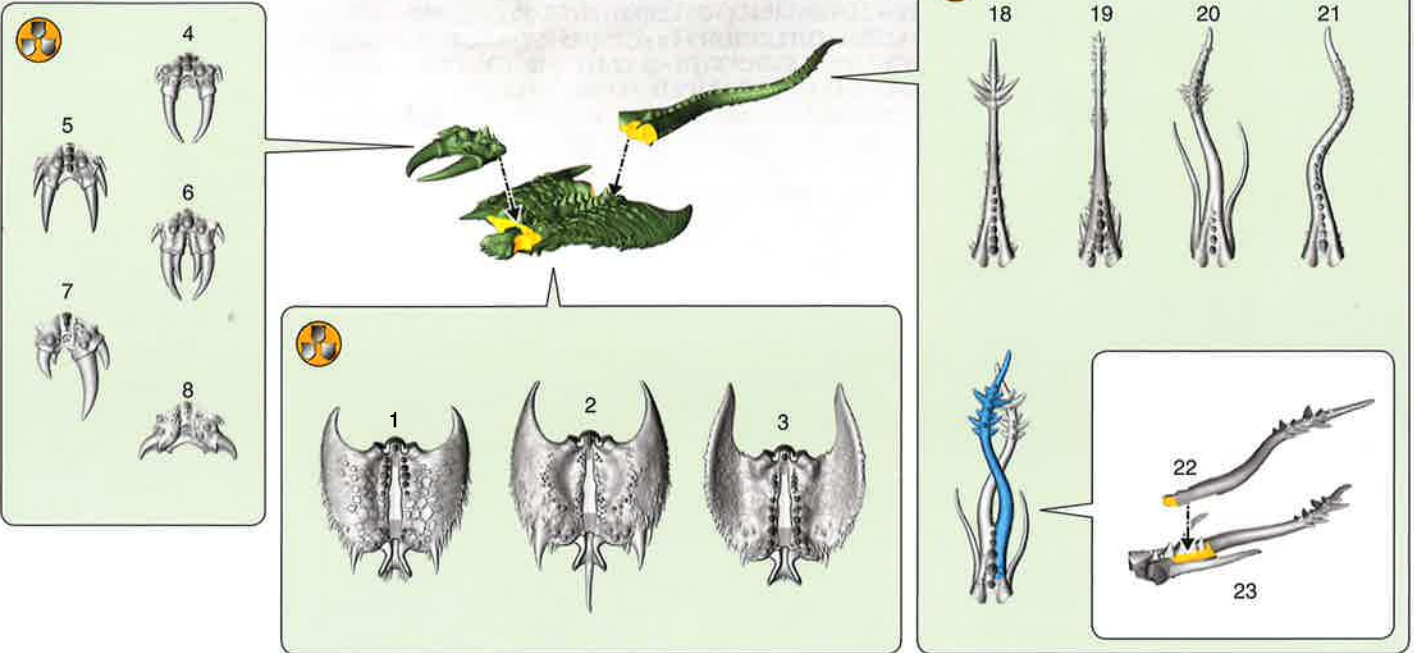
**26** x3




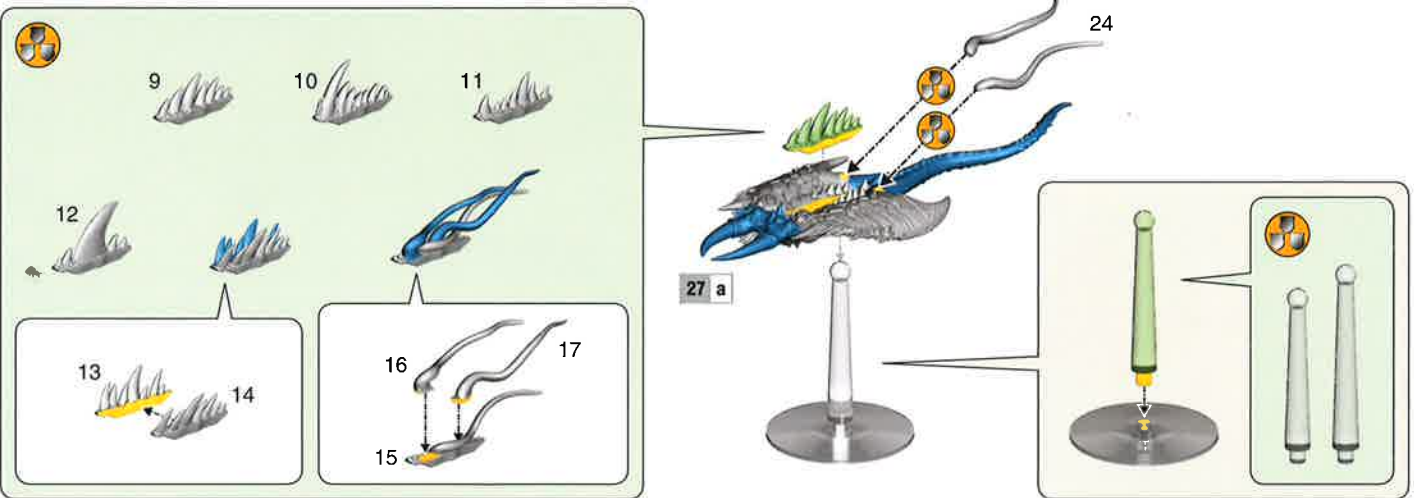


# 27 SCREAMER

27 a x3



27 b x3





**BASE** BARAK-NAR BURGUNDY  
**SHADE** NULN OIL  
**LAYER** GENESTEALER PURPLE  
**LAYER** SLAANESH GREY

**BASE** LEADBELCHER  
**SHADE** NULN OIL  
**LAYER** IRONBREAKER  
**LAYER** STORMHOST SILVER

**BASE** ZANDRI DUST  
**SHADE** SERAPHIM SEPIA  
**LAYER** USHABTI BONE  
**LAYER** SCREAMING SKULL

**BASE** SCREAMER PINK  
**SHADE** NULN OIL  
**LAYER** PINK HORROR  
**LAYER** USHABTI BONE

**BASE** BALTHASAR GOLD  
**SHADE** REIKLAND FLESHSHADE  
**LAYER** GEHENNA'S GOLD  
**LAYER** RUNEFANG STEEL



**BASE** CELESTRA GREY  
**SHADE** DRAKENHOF NIGHTSHADE  
**LAYER** FENRISIAN GREY  
**LAYER** WHITE SCAR

**BASE** CALEDOR SKY  
**SHADE** NULN OIL  
**LAYER** ALAITOC BLUE  
**LAYER** HOETH BLUE

**BASE** KANTOR BLUE  
**SHADE** NULN OIL  
**LAYER** TECLIS BLUE  
**LAYER** LOTHERN BLUE

**BASE** SCREAMER PINK  
**SHADE** NULN OIL  
**LAYER** PINK HORROR  
**LAYER** SLAANESH GREY

**BASE** IONRACH SKIN  
**SHADE** COELIA GREENSHADE  
**LAYER** NULN OIL  
**LAYER** DEEPCIN FLESH



**BASE** KHORNE RED  
**SHADE** NULN OIL  
**LAYER** EVIL SUNZ SCARLET  
**LAYER** FIRE DRAGON BRIGHT

**BASE** RETRIBUTOR ARMOUR  
**SHADE** REIKLAND FLESHSHADE  
**LAYER** LIBERATOR GOLD  
**LAYER** STORMHOST SILVER

**BASE** SCREAMER PINK  
**SHADE** DRUCHII VIOLET  
**LAYER** EMPEROR'S CHILDREN  
**EDGE** FULGRIM PINK

