




SECRETS IN MUSCULOSKELETAL RADIOLOGY

Learn from the Experts



Registration



Program



Culture and cuisine tour in Nazareth



THE SECRETS ABOUT OUR NATIONAL SPEAKERS

Nimrod Rozen, MD, BSC

Chair

Department of Orthopedics and Rehabilitation
Emek University Medical Center

Hotel booking until 15.6.2016

Why them:

- They are professionals in the field
- They are highly appreciated among Israeli and international orthopedists and rheumatologists
- They are the leaders in MSK Radiology education for medical students, physicians and radiographers
- They consistently prepare residents for the board exams, and are boards examiners for many years

Why should Orthopedists and Rheumatologists attend?

Because Radiology, Orthopedics and Rheumatology work in synergism. One empowers the other

Why for Radiology residents and attendings?

The lectures will be given in a didactic fashion and systematic approach and will prepare for the boards and for attendings who read or are interested in reading MRI

Why for radiographers?

- Because there are many new MRI machines in Israel and many new MRI technologists
- Because the pre-course lectures will include protocols
- Because MRI technologists that have better knowledge in medicine are better techs

Why physical therapists?

- Because you will gain more knowledge and understanding about the reports and images you will see
- Because this knowledge will make you better therapists

Why "Emek"?

- Because it's a different atmosphere and a beautiful landscape
- Because it's just an hour from the Tel Aviv

Yaakov H. Applbaum, MD



Dr. Yaakov H. Applbaum is Director of MRI at Shaare Zedek Medical Center in Jerusalem. Dr. Applbaum is a graduate of the Hadassah-Hebrew University Medical School in Jerusalem. He did his residency at the Hadassah University Medical Centers, a Musculoskeletal Imaging fellowship at Albert Einstein College of Medicine - Montefiore Medical Center in the Bronx, New York and returned to Jerusalem to lead the Musculoskeletal Imaging Service at Hadassah before moving to Shaare Zedek.

Dr. Applbaum is a recognized leader in his field in Israel and is a sought after teacher in graduate and post-graduate training programs, national and international meetings and courses. In addition to publishing and lecturing on musculoskeletal imaging and procedures, Dr. Applbaum is a leader in the use of CT in archeological research and in imaging informatics.


Ido Druckmann, MD



Dr. Ido Druckmann is staff at the department of Radiology, the Tel Aviv-Sourasky Medical Center, and specializes in Musculoskeletal Radiology. He is a graduate of the Medical School at the Ben Gurion University of the Negev, Beer-Sheba. He completed his Radiology residency in 2006 at the Tel Aviv - Sourasky Medical Center and his Musculoskeletal fellowship at St. Joseph Hospital in London, Canada. Following his fellowship he returned to the Tel Aviv Sourasky Medical Center and has been working there since, spending most of his time at the Musculoskeletal section.

Areas of Interest: Musculoskeletal ultrasound.


Gideon Flusser, MD, BSc



Dr. Gideon Flusser is the chief of Musculoskeletal Radiology at Tel Aviv-Sourasky Medical Center. He is a graduate of the Hadassah-Hebrew University Medical School in Jerusalem. He did his residency at the Hadassah University Medical Centers, a Musculoskeletal Imaging fellowship at Albert Einstein College of Medicine - Montefiore Medical Center in the Bronx, and a fellowship in Body imaging at the University of Texas, Houston. He returned to Israel and was the founder of the Musculoskeletal radiology section at Tel Aviv - Sourasky Medical Center. He holds an academic position at Tel Aviv University - Sackler School of Medicine. Dr. Flusser presented lectures and scientific talks in radiology and rheumatology conferences nationally and internationally and published articles in multiple scientific journals.

Areas of interest: Imaging of bone tumors, arthritis and sports injuries.

Daniela Militianu, MD




Dr. Daniela Militianu is the Director of the Musculoskeletal unit in the Department of Medical Imaging at Rambam Health Care Campus. She is a graduate of the Faculty of medicine at Ben Gurion University of the Negev, and of the Diagnostic imaging residency program at Rambam Health Care Campus in Haifa.

Dr. Militianu was a visiting fellow at the Department of Diagnostic Radiology, Albert Einstein Medical Center in Philadelphia and at the Department of Diagnostic Radiology, Musculoskeletal Unit at the VA San Diego Healthcare Center, California. She was a research associate in the MRI Unit of the Department of Internal Medicine at Wayne State University Hospital, Detroit, Michigan. She has authored and co-authored 42 scientific articles and 4 book chapters.

Areas of interest: Imaging of sports injuries, orthopedic oncology and arthritis.

Alicia Nachtigal, MD



Dr. Alicia Nachtigal is a graduate of the Hadassah-Hebrew University Medical School in Jerusalem (1979). She completed her Radiology residency at 1990 and fellowship in Musculoskeletal ultrasound in Saint-Luc Hospital, Montreal University, Canada (1997-1998). She served as vice-chair of Radiology at Rambam medical center, Haifa (2000-2007) until she was nominated chair of Radiology at Hilel Yafe medical center, Hadera, Israel.

Areas of interest: Body and Musculoskeletal imaging

Nogah Shabshin, MD, MBA, BSC



Dr. Nogah Shabshin is leading the Musculoskeletal Radiology at Emek Medical Center, Afula, Israel, and is staff and adjunct professor at the Hospital of University of Pennsylvania, Philadelphia, since 2008. She graduated (Cum Laude) the Hospital of University of medicine, the Technion, Haifa. She completed her Radiology residency at Soroka University Medical Center, Beer-Sheba and a Musculoskeletal fellowship at Thomas Jefferson Medical College, Philadelphia, PA. She was an assistant professor of Radiology at Drexel University, Philadelphia, PA. She founded the Musculoskeletal radiology section at Sheba Medical Center. Dr. Shabshin completed her MBA studies at Kellogg-Recanati business school. She then served as chair of Radiology at Assuta University Medical Centers Network and (2011-2014) and as interim chair of Radiology at Carmel Medical Center. She currently shares her time between clinical-academic work and medical start-up companies. She is an author and co-author of 45 peer-reviewed articles and 3 book chapters. She is a committee chair at the International Skeletal Society since 2014.

Areas of interest: knee, stress fractures, musculoskeletal injuries in pregnancy, osteoid osteoma ablations and deep tissue injuries.

Saher Srour MD, BSC



Dr. Saher Srour is the director of MRI at Rivka Ziv Medical Center, Safed. He graduated Bruce Rapaport Medical School, The Technion, Haifa in 2001. He completed his radiology residency at Rambam Medical Center and in 2008 and was staff until he moved to his current position. He is the co-founder and a member of the sport's Clinic at Ziv Medical Center. Dr. Srour is a clinical senior lecturer assistant professor at the Galilee Medical School of Bar-Ilan University.

Areas of interest: Sports injuries imaging, knee and ankle, complex and non-healing fractures

Tel. +972-50-5069183 | +972-4-6495635 (9AM-2PM)

Fax. +972-4-6495263 | Email. Lankri_I@clalit.org.il