



ENGLISH FOR TODAY

Class

3



National Curriculum and Textbook Board, Bangladesh

Prescribed by the National Curriculum and Textbook Board
as a textbook for class three from the academic year 2013



ENGLISH FOR TODAY



Writers

M S Hoque


Yasmin Banu

Md Abdur Razzaque

Naina Shahzadi

Illustration Editor

Hashem Khan



National Curriculum and Textbook Board, Bangladesh

Published by
National Curriculum and Textbook Board
69-70, Motijheel Commercial Area, Dhaka 1000

[All rights reserved by the publisher]

First Edition : October, 2012
Revised Edition : October, 2014
Reprint : , 2020

Design

National Curriculum and Textbook Board, Bangladesh

For free distribution under PEDP-4 of Ministry of Primary and Mass Education
by the Government of the People's Republic of Bangladesh

Printed by:

Preface

A child is a great wonder. There is no end to the thinking about his/her world of wonder. A child is a subject of contemplation for educationists, scientists, philosophers, child specialists and psychologists. The fundamental principles of child education outlined in the National Education Policy 2010 have been defined in the light of these contemplations. The curriculum for primary education has been revised to develop a child on the potentials of his/her innate amazement, unbounded curiosity, endless joy and enthusiasm keeping in view the all-round development of children's potentials.

The **English for Today** textbooks have been developed to help students attain competencies in all four language skills in English through meaningful and enjoyable activities. Emphasis has been given to listening and speaking skills as the foundation on which to develop reading and writing skills. Topics and themes have been selected in a way that would not only help students address the needs of real-life situations, but would also inculcate human values in them as well as broaden their mental horizon. Grammar points and planned activities to develop student's competence in all four language skills have been presented within contexts in a systematic and graded way.

To make the young learners interested, enthusiastic and dedicated, Bangladesh Awami League Government under the dynamic leadership of the Honorable Prime Minister Sheikh Hasina has taken initiatives to change the textbooks into four colours, and make them interesting, sustainable and distributed free of cost since 2009. The textbooks of all students of Pre-primary, Primary, Secondary, Ibtedaie, Dakhil, Dakhil Vocational and S.S.C Vocational levels are being distributed free of cost across the country which is a historical initiative of the present government.

My sincere acknowledgement and thanks to all who helped in different stages of composition, edition, rational evaluation, printing and publication of the textbook. Though all cares have been taken by those concerned, the book may contain some errors/lapses. Therefore, any constructive and rational suggestions will be highly appreciated for further improvement and enrichment of the book. We will deem all our efforts successful if the young learners for whom it is intended find it useful to them.

Professor Narayan Chandra Saha

Chairman

National Curriculum and Textbook Board, Bangladesh

নির্দেশনা

আমাদের শিক্ষা-ব্যবস্থায় প্রাথমিক স্তর থেকেই বিদ্যালয়ে ইংরেজি শেখানো বাধ্যতামূলক করা হয়েছে যেন ছোটবেলা থেকেই শিক্ষার্থীরা শ্রেণিকক্ষে ইংরেজি ভাষা চর্চার মাধ্যমে ক্রমান্বয়ে ওই ভাষার চারটি দক্ষতা অর্থাৎ শুনে বুঝতে, বলতে, পড়তে ও লিখতে পারে। এর ফলে শিক্ষার্থীরা ভবিষ্যতে বিশ্বায়নের এই যুগে বিভিন্ন পরিস্থিতিতে সহজ ও স্বাভাবিকভাবে ইংরেজি ভাষা ব্যবহার করে অপরের সঙ্গে ভাব বিনিময় করতে সক্ষম হবে।

আমাদের মনে রাখতে হবে শিক্ষার্থীরা সেই ভাষাই আয়ত্ত করতে সক্ষম হবে যে ভাষা তারা সবসময় তাদের চারপাশে শোনে। তাই ইংরেজি ভাষা শিখতে হলে একজন শিক্ষার্থীর জন্য প্রচুর ইংরেজি শোনা আবশ্যিক। একজন শিক্ষকই পারেন শ্রেণিকক্ষে শিক্ষার্থীদের জন্য এই সুযোগ করে দিতে।

শিক্ষক প্রতিদিনের প্রয়োজনীয় কিছু অভিব্যক্তি যেমন greetings, farewells, commands and instructions ইত্যাদির ব্যবহার ইংরেজি ভাষায় শ্রেণিকক্ষে নিয়মিত সম্পন্ন করবেন এবং তার মাধ্যমে শিক্ষার্থীদের সেই সব ইংরেজি শোনা ও বলার চর্চার সুযোগ করে দেবেন।

পাঠ্যপুস্তকের ছড়া, কবিতা, গল্প, কথপোকথন ও অন্যান্য বেশির ভাগ বিষয়বস্তুই শিক্ষক প্রথমে জোরে স্পষ্ট ও শুদ্ধ উচ্চারণে এবং কণ্ঠস্বরের সঠিক ওঠানামা (intonation) ব্যবহার করে পড়ে শোনাবেন। শিক্ষার্থীরা তা অনুসরণ করে বলার মাধ্যমে উল্লিখিত বিষয়গুলো আয়ত্ত করতে পারবে।

English For Today পাঠ্যপুস্তকের পাঠভিত্তিক শিখন-শেখানো কার্যাবলি শ্রেণিকক্ষে কার্যকর করার সময় শিক্ষার্থীরা যেন পরস্পর বিভিন্নভাবে interact করতে পারে, শিক্ষক তা অবশ্যই নিশ্চিত করবেন। এই উদ্দেশ্যে শিক্ষক শিক্ষার্থীদের দিয়ে pairwork, groupwork, chain drill, role play ইত্যাদি করাবেন।

অনেক সময় শিক্ষকের মনে প্রশ্ন জাগে যে ক্লাসে কতখানি বাংলা ব্যবহার করা যাবে। শিক্ষকদের মনে রাখা প্রয়োজন, তিনি শ্রেণিকক্ষে যত বেশি ইংরেজি বলবেন, শিক্ষার্থীরা তত বেশি ইংরেজি শুনবে ও তা আয়ত্ত করতে সক্ষম হবে। তবে অনেক সময় দেখা যায় যে, শিক্ষকের ইংরেজিতে বলা নির্দেশনা শিক্ষার্থীরা বুঝতে পারছে না। তখন শিক্ষক একবার বাংলায় পরিষ্কারভাবে বুঝিয়ে দেবেন এবং সঙ্গে সঙ্গে একই নির্দেশনা অবশ্যই ইংরেজিতে পুনরাবৃত্তি করবেন। এর ফলে বাংলায় যা বলা হলো তা ইংরেজিতে যে ওইভাবে বলা যায়, শিক্ষার্থীরা তা নিজের অজান্তেই বুঝতে শিখবে।


Contents

Unit	Page
1 Greetings and introductions, Introducing a student	2
2 Introducing a teacher, Introducing someone	4
3 Dialogue: Keya, Riya and Mashuk	6
4 Numbers, Cursive small letters	8
5 Commands and instructions: inside the classroom, Commands and instructions	10
6 Numbers, Cursive small letters	12
7 Commands and Instructions	14
8 Numbers, Cursive small letters	16
9 Commands and instructions: outside the classroom, Commands, instructions and requests: at home and at school	18
10 Numbers, Cursive small letters	20
11 Commands, instructions and requests	22
12 Numbers, Cursive small letters	24
13 Letters and sounds	26
14 Numbers, Cursive small letters	28
15 Names of the days and months	30
16 Numbers, Cursive small letters	32
17 Names of the months, Number of days of the month	34
18 Numbers, Cursive capital letters	36
19 Occupations	38
20 Numbers, Cursive capital letters	40




Unit	Page
21 Occupations	42
22 Numbers, Cursive capital letters	44
23 What do they do?	46
24 Numbers, Cursive capital letters	48
25 What sounds do they make?	50
26 Numbers, What are they doing?	52
27 What are they doing?, Numbers	54
28 Story: The cow and the frog	56
29 Where is it?	58
30 Punctuation and capital letters, Numbers	60
31 Punctuation and capital letters	62
32 Punctuation and capital letters, Numbers	64
33 Story: The boys and the frogs	66
34 My family, Numbers	68
35 My friend, Letters and sounds	70
36 Food we need, Numbers	72
37 What food should we eat?	74
38 Cleanliness, At the shop	76
39 Story: The Crow	78
● Vocabulary	81

A. Listen and say.



B. Listen and say.



C. Pairwork. Introduce yourself.



A. Read.



Hello! I'm Riya Islam.
I'm 8 years old. I'm a
student. I'm in Class 3 at
Rajbari Primary School.

B. Read the sentences. Write T for *True* or F for *False*.

- 1 The girl's name is Rima. _____
- 2 She is 9 years old. _____
- 3 She is a student. _____
- 4 She is in Class 2. _____
- 5 She is at Mirpur Primary School. _____

C. Which sentences in Activity B are False? Say sentences that are true.



The girl's name isn't Rima.
Her name is Riya.



A. Read.



This is Mahbub Alam.
He's 30 years old. He's an
English teacher. He works
in a primary school in
Narail.

B. Complete the table with Mahbub's information.


Name:
Age:
Job:
Work place:

C. Pairwork. Ask and answer the questions. Look at the information in Activity A.

- 1 What is the Person's name?
- 2 How old is he?
- 3 What does he do?
- 4 Where does he work?



A. Think about a person you know. Draw a picture of the person. Complete the table.



Name:
Age:
Job:
Work place:

B. Complete the sentences with the information from Activity A. Underline *He* or *She*.

This is _____.


He / She is _____ years old.

He / She is _____.

He / She works _____.

C. Groupwork. Read your sentences from Activity B.

A. Listen and say.



B. Listen and say.



Mashuk: Hello! Keya. I'm Mashuk. Where are you from?

Keya: I'm from Khulna. And you?

Mashuk: I'm from Sylhet, and so is Riya.

C. Pairwork. Talk about where you are from.

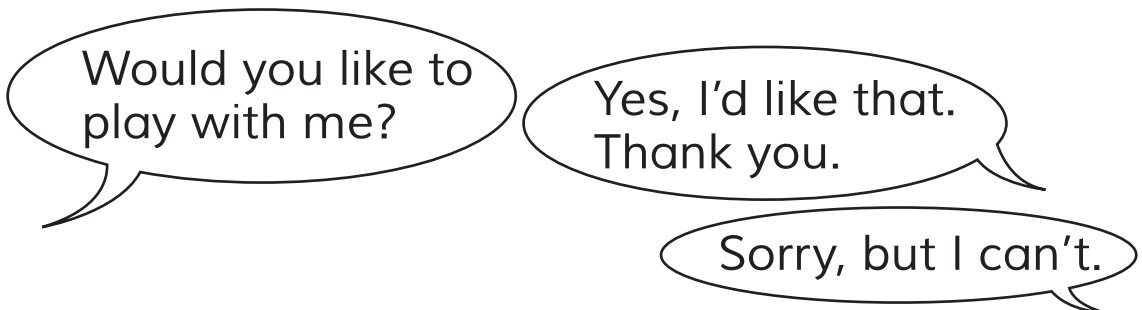
A. Listen and say.



B. Listen and say.




C. Act the dialogue. Invite a partner to do something.



A. Say, count and write the numbers.

1 2 3 4 5



B. Say, trace and write.

1 2 3 4 5

one two three four five

C. Write the missing number or word.

1 _____ 3 _____ 5

_____ two three _____ _____



A. Look and say. Trace in the air.

a a b b c c d d

B. Trace and write.

a aa

b bb

c cc

d dd

C. Look and say. Trace. Write the missing letters.



ant



ball



cat



dog

nt

ll


t

og

A. Listen and say.



board



duster



chalk



flag

B. Listen and say.



Take the chalk.



Go to the board.



Clean the board
with the duster.



Draw our flag.

C. Listen and do.



A. Listen and do.



Stand up.
Raise your hand.



Stand up.
Touch your ear.

B. Listen and say.



Exercise.



Eat fruit.



Drink water.



Go to sleep early.

C. Look at the pictures. Write the commands.










A. Say, count and write the numbers.

6 7 8 9 10



B. Say, trace and write.

6

7

8

9

10

six

seven

eight

nine

ten

C. Write the matching number or word.

6 six _____

7 _____

_____ eight

9 _____

_____ ten



A. Look and say. Trace in the air.

e e f f g g h h

B. Trace and write.

e ee f ff

g gg h hh

C. Look and say. Trace. Write the missing letters.



ear



fish



goat



hand

r ish o t n

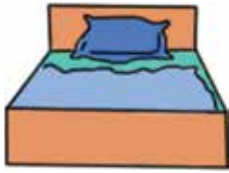
A. Listen and say.



B. Look and say.



A. Listen and say.



bed



shower



uniform



breakfast

B. Listen and say.



Put on your uniform.



Take a shower.



Get out of bed.





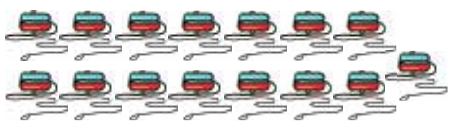







Eat your breakfast.

C. Pairwork. Look at the pictures in Activity B.
Say the commands in order.

A. Say, count and write the numbers.

11 12 13 14 15 16 17 18 19 20

	<input type="text"/>		<input type="text"/>
	<input type="text"/>		<input type="text"/>
	<input type="text"/>		<input type="text"/>
	<input type="text"/>		<input type="text"/>
	<input type="text"/>		<input type="text"/>

B. Write the missing numbers.

13	_____	15	_____	17
20	18	_____	_____	12
11	_____	15	_____	19
_____	_____	17	16	15



A. Look and say. Trace in the air.



B. Trace and write.

i ii

j jj

k kk

l ll

C. Look and say. Trace. Write the missing letters.



igloo



jar



kite



lion


oo

r

t

on

A. Listen and say.



B. Read the sentences. Put them in order from 1 to 4.

- ___ Sing the song.
- ___ Stand in a line.
- ___ Listen to the national anthem.
- ___ Please don't talk.

C. Groupwork. Act.



A. Listen and say.



B. Read and act.

Take a shower.

Sing the national anthem.

Get out of bed.

Put on your uniform.


Clean the board.

Write on the board.

C. Groupwork. Which sentences from Activity B do you do at school? Which do you do at home?

A. Say, count and write the numbers.

21 22 23 24 25 26 27 28
29 30



B. Write the next number.

21 _____ 24 _____ 28 _____

29 _____ 22 _____ 20 _____

26 _____ 23 _____ 27 _____



A. Look and say. Trace in the air.

m m n n o o p p

B. Trace and write.

m mm n nn
o oo p pp

C. Look and say. Trace. Write the missing letters.



mat



net



orange



pot

t t n t



A. Look, listen and say.



B. Look and say. Use Can.



C. Pairwork. Act the dialogues from Activity B.

A. Look, listen and say.



B. Look and say. Use Can or Could.



.....I have a mango, please?



.....you close the door, please?



.....you clean the board, please?




.....you give me my uniform, please?

2021 C. Pairwork. Act the dialogues from Activity B.

A. Say, count and write the numbers.

31 32 33 34 35 36 37 38
39 40



B. Write the missing numbers.

31 _____ 33 _____ 35
36 37 _____ _____ 40

40 _____ 38 _____ 36
_____ 34 _____ 32 _____



A. Look and say. Trace in the air.

q *q*

r *r*

s *s*

t *t*

B. Trace and write.

q qq

r rr

s ss

t tt

C. Look and say. Trace. Write the missing letters.



quilt



rat



sun



tiger

u

u

A. Look, listen and say.



pan



pen



man



men


B. Look and say. Circle the sound in the middle of the word.



a e



a e



a e



a e



a e



a e



a e



a e

C. Write the words that have the same sound in the middle of the word from Activity B.

hand _____ _____ _____

bed _____ _____ _____



A. Look, listen and say.



tiger



tigers


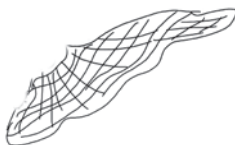


rat



rats

B. Look and say. Are the ending sounds the same?
Circle Yes or No.



Yes No



Yes No






Yes No



Yes No

A. Say, count and write the numbers.

41 42 43 44 45 46 47 48
49 50



B. Write the number before each of the numbers.

_____ 42 _____ 49 _____ 44

_____ 41 _____ 50 _____ 48

_____ 46 _____ 47 _____ 43



A. Look and say. Trace in the air.

u *u*

v *v*

w *w*

B. Trace and write.

u u

v v

w w

C. Look and say. Trace and write.



umbrella



vase



window

A. Listen and say.

JANUARY						2021
Sat	Sun	Mon	Tue	Wed	Thu	Fri
						1
2	3	4	5	6	7	8
9	10	11	12	13	14	15
16	17	18	19	20	21	22
23	24	25	26	27	28	29
30	31					

→

Saturday
Sunday
Monday
Tuesday
Wednesday
Thursday
Friday

B. Rhyme. Listen and say.

Saturday, Sunday

Monday, Tuesday

Wednesday, Thursday

Friday.

Raise your hand if you know the day.

C. Ask and answer.

What day is it today?

What day is tomorrow?

What day was yesterday?



A. Listen and say.

CALENDAR 2021

January

Sat	Sun	Mon	Tue	Wed	Thu	Fri
30	31					1
2	3	4	5	6	7	8
9	10	11	12	13	14	15
16	17	18	19	20	21	22
23	24	25	26	27	28	29

February

Sat	Sun	Mon	Tue	Wed	Thu	Fri
		1	2	3	4	5
6	7	8	9	10	11	12
13	14	15	16	17	18	19
20	21	22	23	24	25	26
27	28					

March

Sat	Sun	Mon	Tue	Wed	Thu	Fri
		1	2	3	4	5
6	7	8	9	10	11	12
13	14	15	16	17	18	19
20	21	22	23	24	25	26
27	28	29	30	31		

April

Sat	Sun	Mon	Tue	Wed	Thu	Fri
					1	2
3	4	5	6	7	8	9
10	11	12	13	14	15	16
17	18	19	20	21	22	23
24	25	26	27	28	29	30

May

Sat	Sun	Mon	Tue	Wed	Thu	Fri
1	2	3	4	5	6	7
8	9	10	11	12	13	14
15	16	17	18	19	20	21
22	23	24	25	26	27	28
29	30	31				

June

Sat	Sun	Mon	Tue	Wed	Thu	Fri
			1	2	3	4
5	6	7	8	9	10	11
12	13	14	15	16	17	18
19	20	21	22	23	24	25
26	27	28	29	30		

July

Sat	Sun	Mon	Tue	Wed	Thu	Fri
31					1	2
3	4	5	6	7	8	9
10	11	12	13	14	15	16
17	18	19	20	21	22	23
24	25	26	27	28	29	30

August

Sat	Sun	Mon	Tue	Wed	Thu	Fri
	1	2	3	4	5	6
7	8	9	10	11	12	13
14	15	16	17	18	19	20
21	22	23	24	25	26	27
28	29	30	31			

September

Sat	Sun	Mon	Tue	Wed	Thu	Fri
			1	2	3	4
4	5	6	7	8	9	10
11	12	13	14	15	16	17
18	19	20	21	22	23	24
25	26	27	28	29	30	

October

Sat	Sun	Mon	Tue	Wed	Thu	Fri
30	31					1
2	3	4	5	6	7	8
9	10	11	12	13	14	15
16	17	18	19	20	21	22
23	24	25	26	27	28	29

November

Sat	Sun	Mon	Tue	Wed	Thu	Fri
		1	2	3	4	5
6	7	8	9	10	11	12
13	14	15	16	17	18	19
20	21	22	23	24	25	26
27	28	29	30			

December

Sat	Sun	Mon	Tue	Wed	Thu	Fri
			1	2	3	4
4	5	6	7	8	9	10
11	12	13	14	15	16	17
18	19	20	21	22	23	24
25	26	27	28	29	30	31

B. Ask and answer.

What month is it now?

What day is it today?




C. Write the day.

Today is _____.

The day after Monday is _____.

A. Say, count and write the numbers.

51 52 53 54 55 56 57 58
59 60



B. Write the missing numbers.

51 52 _____ 54 _____
_____ 57 _____ 59 _____

60 _____ 58 _____ 56
55 _____ 53 _____ _____



A. Look and say. Trace in the air.

x *x*

y *y*

z *z*

B. Trace and write.

x xx

y yy

z zz

C. Look and say. Trace and write.



x-ray



yo-yo



zebra

A. Say the names of the months.

CALENDAR 2021

January

Sat	Sun	Mon	Tue	Wed	Thu	Fri
30	31					1
2	3	4	5	6	7	8
9	10	11	12	13	14	15
16	17	18	19	20	21	22
23	24	25	26	27	28	29

February

Sat	Sun	Mon	Tue	Wed	Thu	Fri
		1	2	3	4	5
6	7	8	9	10	11	12
13	14	15	16	17	18	19
20	21	22	23	24	25	26
27	28					

March

Sat	Sun	Mon	Tue	Wed	Thu	Fri
		1	2	3	4	5
6	7	8	9	10	11	12
13	14	15	16	17	18	19
20	21	22	23	24	25	26
27	28	29	30	31		

April

Sat	Sun	Mon	Tue	Wed	Thu	Fri
			1	2	3	4
5	6	7	8	9	10	11
12	13	14	15	16	17	18
19	20	21	22	23	24	25
26	27	28	29	30		

May

Sat	Sun	Mon	Tue	Wed	Thu	Fri
1	2	3	4	5	6	7
8	9	10	11	12	13	14
15	16	17	18	19	20	21
22	23	24	25	26	27	28
29	30	31				

June

Sat	Sun	Mon	Tue	Wed	Thu	Fri
		1	2	3	4	5
6	7	8	9	10	11	12
13	14	15	16	17	18	19
20	21	22	23	24	25	26
27	28	29	30			

July

Sat	Sun	Mon	Tue	Wed	Thu	Fri
31					1	2
3	4	5	6	7	8	9
10	11	12	13	14	15	16
17	18	19	20	21	22	23
24	25	26	27	28	29	30

August

Sat	Sun	Mon	Tue	Wed	Thu	Fri
		1	2	3	4	5
6	7	8	9	10	11	12
13	14	15	16	17	18	19
20	21	22	23	24	25	26
27	28	29	30	31		

September

Sat	Sun	Mon	Tue	Wed	Thu	Fri
			1	2	3	4
5	6	7	8	9	10	11
12	13	14	15	16	17	18
19	20	21	22	23	24	25
26	27	28	29	30		

October

Sat	Sun	Mon	Tue	Wed	Thu	Fri
30	31					1
2	3	4	5	6	7	8
9	10	11	12	13	14	15
16	17	18	19	20	21	22
23	24	25	26	27	28	29

November

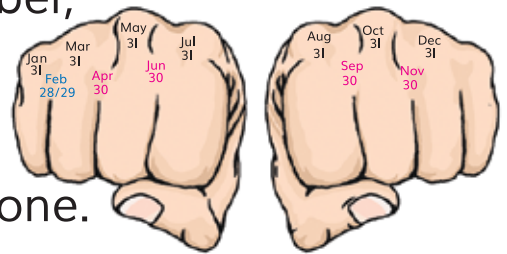
Sat	Sun	Mon	Tue	Wed	Thu	Fri
		1	2	3	4	5
6	7	8	9	10	11	12
13	14	15	16	17	18	19
20	21	22	23	24	25	26
27	28	29	30			

December

Sat	Sun	Mon	Tue	Wed	Thu	Fri
			1	2	3	4
5	6	7	8	9	10	11
12	13	14	15	16	17	18
19	20	21	22	23	24	25
26	27	28	29	30	31	

B. Rhyme. Look, listen and say.

There are 30 days in September,
 April, June and November.
 All the rest have 31,
 Not February, it's a different one.
 It has 28, that's fine.
 A Leap Year makes it 29.



C. Groupwork. Use your hands to count the days of the months.



A. Say the number of days for each month.

CALENDAR 2021

January

Sat	Sun	Mon	Tue	Wed	Thu	Fri
30	31					1
2	3	4	5	6	7	8
9	10	11	12	13	14	15
16	17	18	19	20	21	22
23	24	25	26	27	28	29

February

Sat	Sun	Mon	Tue	Wed	Thu	Fri
		1	2	3	4	5
6	7	8	9	10	11	12
13	14	15	16	17	18	19
20	21	22	23	24	25	26
27	28					

March

Sat	Sun	Mon	Tue	Wed	Thu	Fri
		1	2	3	4	5
6	7	8	9	10	11	12
13	14	15	16	17	18	19
20	21	22	23	24	25	26
27	28	29	30	31		

April

Sat	Sun	Mon	Tue	Wed	Thu	Fri
					1	2
3	4	5	6	7	8	9
10	11	12	13	14	15	16
17	18	19	20	21	22	23
24	25	26	27	28	29	30

May

Sat	Sun	Mon	Tue	Wed	Thu	Fri
1	2	3	4	5	6	7
8	9	10	11	12	13	14
15	16	17	18	19	20	21
22	23	24	25	26	27	28
29	30	31				

June

Sat	Sun	Mon	Tue	Wed	Thu	Fri
		1	2	3	4	5
6	7	8	9	10	11	12
13	14	15	16	17	18	19
20	21	22	23	24	25	26
27	28	29	30			

July

Sat	Sun	Mon	Tue	Wed	Thu	Fri
31					1	2
3	4	5	6	7	8	9
10	11	12	13	14	15	16
17	18	19	20	21	22	23
24	25	26	27	28	29	30

August

Sat	Sun	Mon	Tue	Wed	Thu	Fri
	1	2	3	4	5	6
7	8	9	10	11	12	13
14	15	16	17	18	19	20
21	22	23	24	25	26	27
28	29	30	31			

September

Sat	Sun	Mon	Tue	Wed	Thu	Fri
			1	2	3	4
5	6	7	8	9	10	11
12	13	14	15	16	17	18
19	20	21	22	23	24	25
26	27	28	29	30		

October

Sat	Sun	Mon	Tue	Wed	Thu	Fri
30	31					1
2	3	4	5	6	7	8
9	10	11	12	13	14	15
16	17	18	19	20	21	22
23	24	25	26	27	28	29

November

Sat	Sun	Mon	Tue	Wed	Thu	Fri
		1	2	3	4	5
6	7	8	9	10	11	12
13	14	15	16	17	18	19
20	21	22	23	24	25	26
27	28	29	30			

December

Sat	Sun	Mon	Tue	Wed	Thu	Fri
			1	2	3	4
5	6	7	8	9	10	11
12	13	14	15	16	17	18
19	20	21	22	23	24	25
26	27	28	29	30	31	

B. Ask and answer.

What month is it now?

How many days are there in this month?

What is the next month?

How many days are in the next month?

C. Complete the sentences. Write the numbers.

January has _____ days.

September has _____ days.

April has _____ days.



November has _____ days.

May has _____ days.

December has _____ days.

A. Say, count and write the numbers.

61 62 63 64 65 66 67 68
69 70



B. Write the next number.

63 _____ 65 _____ 67 _____

69 _____ 61 _____ 64 _____

68 _____ 62 _____ 66 _____



A. Look and say. Trace in the air.

A *A*

B *B*

C *C*

D *D*

E *E*

F *F*

G *G*

H *H*

B. Trace and write.

A

B

C

D

E

F

G

H

C. Trace and write the missing letters.

Bangladesh

angladesh

Dhaka

haka

Asia

sia

A. Look and say. Write.



farmer



doctor



pilot



blacksmith

B. Read and match with the picture. Write the correct number in the box.

- 1 A farmer grows food.
- 2 A doctor helps people.
- 3 A pilot flies a plane.
- 4 A blacksmith makes metal things.











A. Look and say. Write.



cobbler



tailor



driver



teacher

B. Read. Write the occupations.

- 1 A cobbler mends shoes.
- 2 A tailor makes clothes.
- 3 A driver drives a bus.
- 4 A teacher teaches at school.












A. Say, count and write the numbers.

71 72 73 74 75 76 77 78
79 80



B. Write the number before each of the numbers.

_____ 71 _____ 80 _____ 73

_____ 79 _____ 72 _____ 75

_____ 77 _____ 74 _____ 78



A. Look and say. Trace in the air.

I *I*

J *J*

K *K*

L *L*

M *M*

N *N*

O *O*

P *P*

B. Trace and write.

I

J

K

L

M

N

O

P

C. Trace and write the missing letters.

Meena

eena

Krishna

rishna

Joya

oya

Nabil

abil



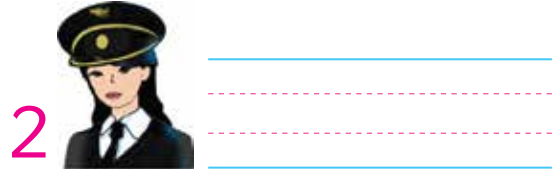

A. Look and match. Write the correct word.

tailor

cobbler

pilot

teacher



B. Read and match. Write the correct number from Activity A next to each rhyme.

I make clothes.
Stitch, stitch, stitch,
My machine goes.

I mend shoes.
Tap, tap, tap,
Now they look new.

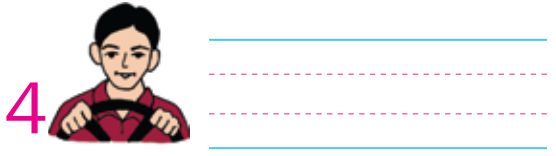
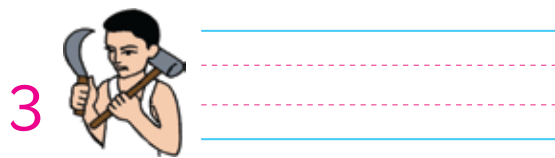
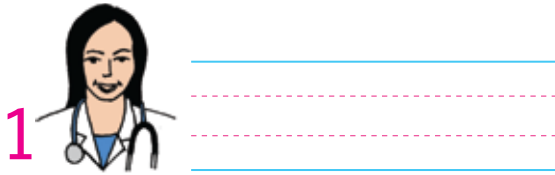
In my plane,
I can fly
very high
in the sky.

I write on the board,
I read to my students.
We speak in English.
We rhyme and play.



A. Look and match. Write the correct word.

doctor farmer blacksmith driver



B. Read and match.


- | | |
|----------------|--------------------------|
| 1 A blacksmith | drives a bus. |
| 2 A doctor | grows food. |
| 3 A driver | makes things from metal. |
| 4 A farmer | helps people. |

C. Pairwork. Ask and answer.



A. Say, count and write the numbers.

81 82 83 84 85 86 87 88
89 90



B. Write the missing numbers.

81 _____ 83 84 _____
86 _____ 88 _____

90 89 _____ 87 _____
_____ 84 _____ 82 _____



A. Look and say. Trace in the air.

Q Q

R R

S S

T T

U U

B. Trace and write.

Q

R

S

T

U

C. Trace and write the missing letters.

Riya

iya

Trishna

rishna

Sujon

ujon

Uttam

ttam

A. Listen and say.



quick / slow



early / late



clean / dirty



active / lazy

B. Read.



I'm a cat. In the morning, I'm lazy and slow. I get up late. In the afternoon, I'm active. I catch rats. I'm quick! I'm a clean animal. I wash myself everyday.

C. Read again. Say True or False.

- 1 The cat gets up early in the morning.
- 2 The cat is lazy in the morning.
- 3 The cat is active in the afternoon.
- 4 The cat washes rats.
- 5 The cat is a clean animal.
- 6 The cat doesn't wash itself.



A. Read.



I'm a crow. I live in a tree. I get up early in the morning. I'm active all day. I fly in the sky and look for food. Sometimes I take food from people. I'm very quick. Sometimes I eat dirty things.

B. Read again. Say True or False.

- 1 The crow lives in a tree.
- 2 The crow gets up late in the morning.
- 3 The crow is lazy.
- 4 The crow takes food from people.
- 5 The crow is slow.
- 6 The crow doesn't eat dirty things.




C. Look at the picture. Circle the answers.



I'm a cow / goat. I live in a stream / shed. I get up early / late. I am a slow / quick animal.

A. Say, count and write the numbers.

91 92 93 94 95 96 97 98
99 100



B. Write the next number.

91 _____ 94 _____ 98 _____

96 _____ 99 _____ 93 _____

97 _____ 95 _____ 90 _____



A. Look and say. Trace in the air.

V *V*

W *W*

X *X*

Y *Y*

Z *Z*

B. Trace and write.

V

W

X

Y

Z

C. Trace and write the missing letters.

*W*assif

assif

*Y*asmin

asmin

*Z*arah

arah

A. Listen and say.



A cat meows.



A frog croaks.



A crow caws.



A duck quacks.



A dog barks.



A goat bleats.

B. Read and match.

dog	—	caw
cat	—	bark
crow		quack
goat		croak
duck		bleat
frog		mew

C. Read and write in your exercise book.



A _____



A _____



A _____



A _____

A. Listen and say.



A hen clucks.



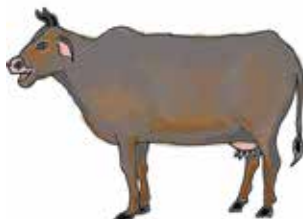
A horse neighs.




A lion roars.



A tiger growls.









A cow moos.

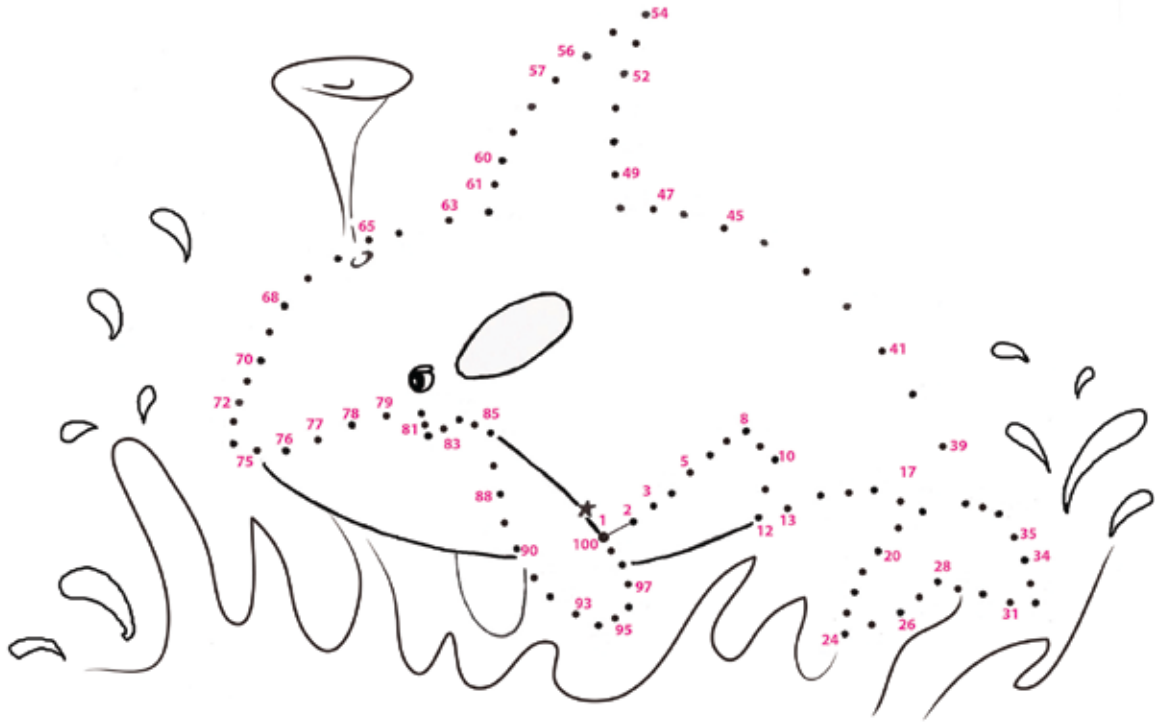


A pigeon coos.

B. Pairwork. Point and say the animal or the sound.

	moo	
croak		roar
	cluck	
quack		caw

A. Join the dots. Say the missing numbers.

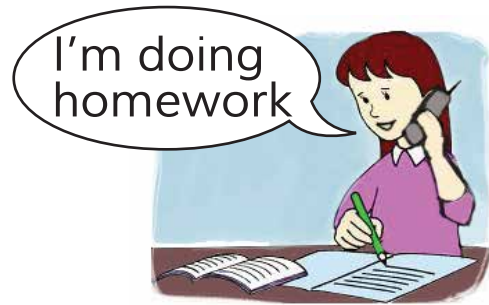


B. Say the number. Say the number before and after it.

29 33 38 45 47 50 52

64 67 71 78 84 90 99

A. Listen and say.



B. Listen and say.



I'm reading.



I'm colouring.



I'm eating.



I'm getting up.



I'm drawing.



I'm writing.

C. Pairwork. Point and say. Say what the people in Activity B are doing.

She's reading.

He's colouring.

She is → She's

He is → He's

A. Listen and say.



They're planting seeds. They're watering plants.

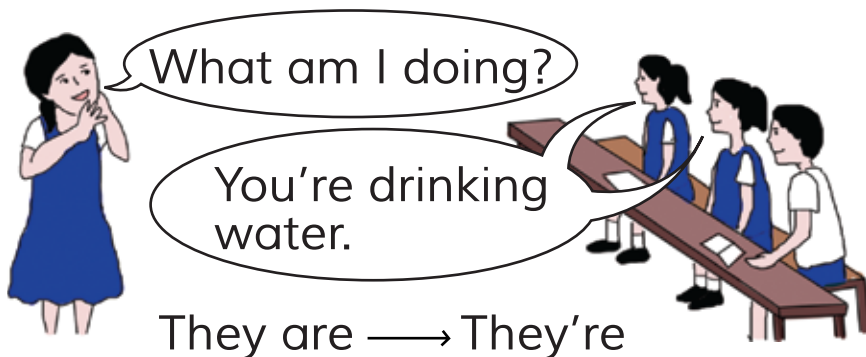


They're washing their hands. They're eating oranges.

B. Look and say. What are they doing?



C. Groupwork. Act and say.



What am I doing?

You're drinking water.

They are → They're



A. Listen and say. Read.

11 eleven

16 sixteen

12 twelve

17 seventeen

13 thirteen

18 eighteen

14 fourteen

19 nineteen

15 fifteen

20 twenty

B. Write the matching number or word.

15 _____

12 _____

_____ nineteen

_____ fifteen



11 _____

13 _____

_____ seventeen

_____ twenty

C. Count and write the numbers in words.



There are _____ pens and

_____ pencils.

A. Listen and read.




The cow is eating grass.
The frog is sitting on the grass.

The frog looks at the cow and thinks, "The cow is big. I want to be big." So the frog eats some grass.



The frog grows bigger. The cow looks at the frog and thinks, "How strange! The frog is eating grass!"

The frog is happy.
The frog eats more grass.





The cow thinks, "How strange. The frog is flying away!"

The cow is not eating grass now.



B. Read the story again. Answer the questions.

- 1 Which animal is big? Which animal wants to be big?
- 2 Why does the cow say strange?
- 3 Why does the frog grow bigger?
- 4 What does the cow think?
- 5 What happens to the frog at the end of the story?

C. What is the best title for this story?

- 1 The happy cow.
- 2 The frog flies away.
- 3 The strange grass.
- 4 The cow and the frog are friends.

A. Listen and say.



in



under



on



in front of



behind



between

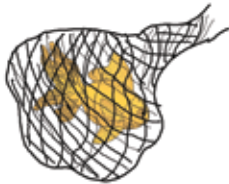
B. Look and say.



The rat is ... the cats.



The bag is ... the door.



The fish is ... the net.



The girl is ... the tree.



The ant is ... the igloo.



The elephant is ... the quilt.

C. Write the complete sentences from Activity B in your exercise book.

A. Listen and say.



above



near



next to



far from

B. Write the sentences in your exercise book.



The jeep is ... the hut.



The tiger is ... the farm.



The crow is ... my head.



The farmer is ... the tubewell.

A. Read and say.



It is Sunday morning. Riya and Mashuk are at school. They are in the school yard with their teachers, Mr. Mahbub and Mrs. Fareha.

B. Find the words with capital letters in Activity A. Underline them. What is at the end of each sentence? Circle it.

C. Correct the sentences. Then write them in your exercise book.

~~t~~oday is ~~m~~onday.

Today is Monday.

1 my name is ratul

2 my sister's name is smeeta

3 miss salam is our teacher

4 i don't have school tomorrow

5 tomorrow is friday



A. Listen and say. Read.

20	twenty	25	twenty-five
21	twenty-one	26	twenty-six
22	twenty-two	27	twenty-seven
23	twenty-three	28	twenty-eight
24	twenty-four	29	twenty-nine
	30	thirty	

B. Write the number or the word.

20 _____	26 _____
_____ twenty-one	_____ twenty-eight
23 _____	29 _____
_____ twenty-five	_____ thirty

C. Count and write the numbers in words.

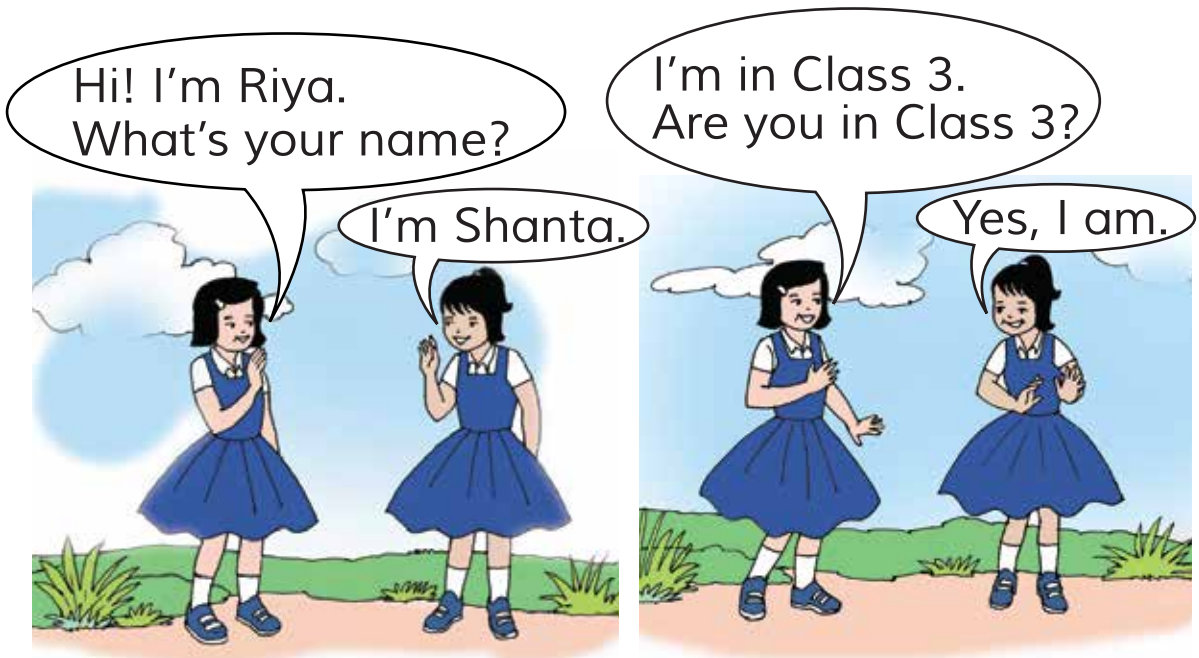
February						
Sat	Sun	Mon	Tue	Wed	Thu	Fri
		1	2	3	4	5
6	7	8	9	10	11	12
13	14	15	16	17	18	19
20	21	22	23	24	25	26
27	28					

April						
Sat	Sun	Mon	Tue	Wed	Thu	Fri
			1	2	3	4
5	6	7	8	9	10	11
12	13	14	15	16	17	18
19	20	21	22	23	24	25
26	27	28	29	30		

There are _____ days in February.

There are _____ days in April.

A. Listen and say. Underline the full stops and the capital letters.



B. Underline the 2 questions in Activity A. What is at the end of the questions?

C. Correct the sentences. Then write them in your exercise book.

~~are~~ you ~~shanta~~? Are you Shanta?

- 1 how old are you
- 2 is your father's name anik
- 3 my father's name is ahmad
- 4 where are you from
- 5 i'm from sylhet



A. Read and say.



Mrs. Moury is a teacher.
Komol, Mariam and
Fahmi are her students.

Komol, can you close
the window, please?



Yes, Mrs. Moury.



B. What punctuation marks are in the middle of the sentences? Underline them.

C. Correct the sentences. Then write them in your exercise book.

~~w~~e have school on ~~s~~unday, ~~m~~onday, ~~t~~uesday,
~~w~~ednesday and ~~t~~hursday.

We have school on Sunday, Monday, Tuesday
Wednesday and Thursday.

- 1 the farmer has a goat an ox and a hen
- 2 can you draw a circle a triangle and a square please
- 3 yes i can
- 4 i have a pen a pencil and a notebook in my bag
- 5 give me a pencil please

A. Read and say.



Maliha is Bangladeshi. She comes from Dhaka. Dhaka is the capital of Bangladesh. Maliha lives near the Buriganga River. The

river is very big. In June, July and August, there is a lot of rain in Bangladesh.

B. Find the words with capital letters in Activity A. Underline them.

C. Correct the sentences. Then write them in your exercise book.

~~d~~ev lives in ~~r~~angpur. Dev lives in Rangpur.

- 1 rahin is bangladeshi
- 2 he comes from chittagong
- 3 chittagong is a big city in bangladesh
- 4 it rains a lot in august september and october
- 5 barisal comilla and gazipur are big cities in bangladesh
- 6 the jamuna river is very big



A. Write the missing numbers.

5	10	___	___	25	___	35	___
10	20	___	40	___	60	___	___
12	24	___	48	___	___	84	___
22	33	___	55	___	___	88	___

B. Write the word for the numbers.

11 _____	20 _____
13 _____	24 _____
16 _____	30 _____

C. Count and write the numbers.

The illustration shows two rows of blue pens. The first row has 10 pens, and the second row has 15 pens. Below the pens are two rows of orange pencils. The first row has 20 pencils, and the second row has 30 pencils.

There are _____ pens and _____ pencils.

A. Listen and read.



Fazle and Saiful are playing near the pond.

Fazle says, "Listen, Saiful. There are frogs here! Let's see them!"
Fazle is happy.



"I have an idea," Saiful says. He throws a stone.
"Stop!" Fazle says.

The frogs swim away.
"Sorry," Saiful says.





A. Tick the best answer.

A. What are the boys doing?

- 1 They are throwing stones.
- 2 They are swimming.
- 3 They are playing
- 4 They are waiting.

B. The frogs swim away because ...

- 1 they are sad.
- 2 they like to swim.
- 3 they are afraid.
- 4 they are playing.

C. The moral of this story is

- 1 Don't swim in ponds.
- 2 Don't throw stones at animals.
- 3 Don't play with frogs.
- 4 Don't play near ponds.

B. Pairwork. Ask and answer. Write.

How do you feel at the end of the story?

I feel _____.

A. Listen and read.



I'm Tisha. I'm a student.
I'm in Class 3. There are
four people in my family.
My mother is a teacher.
My father is a banker. My
brother is two years old.

B. Pairwork. Ask and answer.

- 1 What is the girl's name? What class is she in?
- 2 How many people are there in her family?
- 3 What does her mother do?
- 4 What does her father do?
- 5 How old is her brother?

C. Write a paragraph about your family. Use the paragraph in Activity A as a model. First answer the following questions in your exercise book.

- 1 What is your name?
- 2 What class are you in?
- 3 How many people are in your family?
- 4 What does your mother do?
- 5 What does your father do?
- 6 Do you have brothers or sisters?
- 7 How old are your brothers and sisters?

A. Complete the sentences with the correct number.

- 1 There are _____ days in a week.
- 2 There are _____ days in January.
- 3 There are _____ days in November.
- 4 There are _____ weeks in February.
- 5 There are _____ months in a year.

B. Write the number.

- | | |
|---------------|--------------------|
| eight _____ | twenty-four _____ |
| twelve _____ | twenty-seven _____ |
| fifteen _____ | twenty-eight _____ |

C. Count and write the numbers.



Sixteen rectangles have _____ sides.

Twenty-five triangles have _____ sides.

A. Listen and read.



I'm Radif. I'm eight years old. Anik is my friend. He's eight years old, too. We go to Rajbari Primary School. We are in the same class. Anik sits next to me. In the afternoon, we play football.

B. Pairwork. Ask and answer.

- 1 How old is Radif?
- 2 What is his friend's name?
- 3 How old is Radif's friend?
- 4 What school do they go to?
- 5 Where does Radif sit in class?
- 6 What do they do in the afternoon?


C. Write a paragraph about a friend. Use the paragraph in Activity A as a model. First answer the following questions in your exercise book .

- 1 What is your friend's name?
- 2 How old is your friend?
- 3 What school do you go to?
- 4 Where does your friend sit in class?
- 5 What do you do in the afternoon?

A. Listen and say.




ship



sheep



bin



bean



slip



sleep



sew



show

B. Look at the pictures. Say the words that begin with the same sound.

C. Look at the pictures. Say the words that have the same middle sound.

A. Listen and say.



banana



papaya



carrot



bread



ruti



rice



chicken



milk



juice



honey



lentils



tea

B. Write the food from Activity A in the correct list.

Food from plants and trees	Food from animals

C. Pairwork. Name other foods. Are they from plants and trees, or from animals?



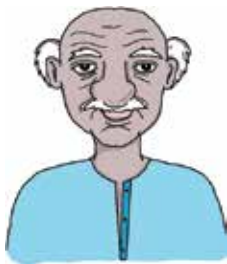
A. Write the missing numbers.

100	___	80	___	60	___	40	___
95	___	85	___	___	70	___	60
80	78	___	74	___	___	68	___
74	70	___	62	___	54	___	___

B. Write the next word.

six _____ twenty-four _____
 fourteen _____ twenty-six _____
 nineteen _____ twenty-nine _____

C. Read and write the numbers.



Jahangir Alam
Age: 81



Sufia Begum
Age: 72

He is _____ years old.

She is _____ years old.

A. Listen and say.



tomato



cucumber



lettuce



pineapple



chips



chocolate



ice-cream



burger

B. Read and say.

We should eat healthy food. Healthy foods are fruits, like pineapples and papayas. Vegetables, like carrots, lettuce and tomatoes are also healthy. We shouldn't eat too much unhealthy food.

Unhealthy foods are ice-cream, chocolate, chips and burgers. Burgers are meat, but they aren't very healthy. We shouldn't eat too many of them.

C. Underline foods in Activity B. Write them in correct lists in your exercise book.

Healthy food	Unhealthy food

A. Read and say. Circle the picture for the paragraph.


I like fruit. Bananas and papayas are my favourite fruit. I also like vegetables. Cucumbers are my favourite vegetables. To drink, I like juice.



B. Write. Complete the paragraph with your information.

I like fruit. _____ and _____ are my favourite fruit. I also like vegetables. _____ are my favourite vegetables. To drink, I like _____.

C. Listen and say.



fish



dish



chips



carrots

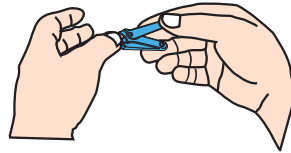
A. Listen and say.



soap



nails



clip



toilet

B. Read and say.

BE HEALTHY

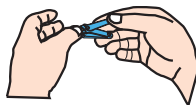
1. You should wash your hands with soap before and after meals.



2. You should brush your teeth every morning and every night.



3. You should clip your nails.



4. You should keep your nails clean.



C. Look and say.



A. Listen and say.



B. Pairwork. Act the dialogue from Activity A. Shop for the items below.



A. Listen and read.



It is summer. Mother Crow and her young crows are living in a nest. The nest is above a corn field.

Every morning, Mother Crow flies away to get corn. She leaves the young crows.



One morning the farmer comes to check his corn. He does not see the nest. Mother Crow is not in the nest. But the young crows see the farmer. They are afraid.

In the afternoon Mother Crow comes back. The young crows say, "Is it time to leave the nest, Mother?" Mother Crow says, "No. It's not time yet!"



The next morning the young crows see the farmer again. There is another man with him. The man sees the nest.



Mother Crow comes back. The young crows say to their mother, "Is it time to leave now?" Mother Crow says, "No. It's not time yet!"



The next day, the young crows see the farmer and the man again. The man has a stick.



Mother Crow comes back. She sees the farmer and the man with the stick.



The young crows say, "Is it time to leave the nest now, Mother?"



"Yes," Mother Crow says.
"Now it's time!"

B. Read the story again. Ask and answer.

- 1 How many crows live in the nest?
- 2 Where is the nest?
- 3 Why does the Mother Crow leave every morning?
- 4 How many people do the crows see?

C. Groupwork. Ask and answer.

- 1 Why do the young crows want to leave the nest?
- 2 Why does the man point to the nest?
- 3 At the end of the story, why does Mother Crow say it is time to leave?
- 4 How many days are there in the story?

Vocabulary

A a

above
active
afraid
after
afternoon
again
age
air
April
angry
animal
another
answer
ant
anything
August
activity
anthem

B b

bag
ball
banana
bark
bean
bed
before
behind
below

between
big
bigger
bin
blacksmith
bleat
board
book
bread
breakfast
brother
brush
burger
busy
back
but

C c

calendar
car
carrot
cat
catch
caw
chalk
change
check
chicken
children

chips
chocolate
circle
class
clean
clip
close
cloth
cluck
cobbler
colour
come
coo
cook
corn
cornfield
cough
count
country
cover
cow
croak
crow
cucumber
cup
Capital
city
command

complete
correct
D d
day
December
different
dirty
dish
doctor
dog
door
down
draw
drink
drive
driver
duck
duster
dialogue

E e

ear
early
eat
egg
elephant
end
everyday
exercise

each

F f

family
far from
farm
farmer
father
favourite
February
feel
field
find
fine
fish
flag
fly
food
friend
frog
fruit
false
from
front

G g

get
get out
get up

girl
give
go
go ahead
goat
go
go ahead
goat
grass
grow
growl
group

H h

hand
happen
happy
head
healthy
hear
help
hello
homework
hen
here
himself
honey
home
horse
hot
house
How are you?

I i
ice-cream
idea
igloo
in front of
itself
introduce
invite

J j

jar
January
job
July
June
juice
just

K k

keep
kettle
kitchen
kite
know

L l

lamp
late
lazy
leap year
leave
lentils
lettuce
line

lion
listen
live
look
letter
lot

M m

machine
make
man
mango
many
March
May
men
mend
metal
mew
milk
Monday
month
moo
moon
more
morning
mother
mouth
must
myself
middle
missing

N n

nail
name
national anthem
near
need
neigh
nest
net
new
next
next to
night
notebook
November
now
number

O o

October
of course
office
old
open
orange
our
occupation
order

P p

pan
papaya
pen
pencil

people
picture
pigeon
pilot
pineapple
plant
play
please
pond
primary school
put
pairwork
paragraph
partner
person
plane
pot

Q q

quack
quick
quilt
question

R r

rain
raise
rat
read
rest
rice
ripe
river

roar
rhyme

S s

sad
safe
same
Saturday
school
see
seed
sentence
September
sew
shed
sheep
ship
shoe
show
shower
sing
sister
sit
sky
sleep
slip
slow
small
soap
some
sometimes
song
sorry

square
stand
stand up
stick
stitch
stone
stop
story
strange
stream
student
summer
sun
Sunday
sure
swim
self
sound
speak

T t

tailor
take
talk
tea
teacher
teeth
tell
thanks
that
these
thing
think
throw

Thursday
tiger
time
today
toilet
tomato
tomorrow
touch
trace
tree
triangle
tubewell
Tuesday
true

U u

umbrella
under
unhealthy
uniform
use

V v

vase
vegetables
very

W w

wait
want
wash
watch
water
Wednesday
what

who
window
word
work place
write
where
which
work

X x

x-ray

Y y

yard
year
yesterday
young
yo-yo

Z z

zebra

The End

Academic year 2021, English - 3



Health is wealth



National Curriculum and Textbook Board, Bangladesh

For free distribution by the Government of the People's Republic of Bangladesh