
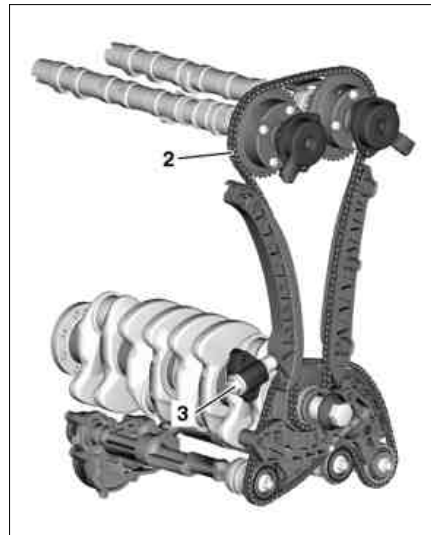
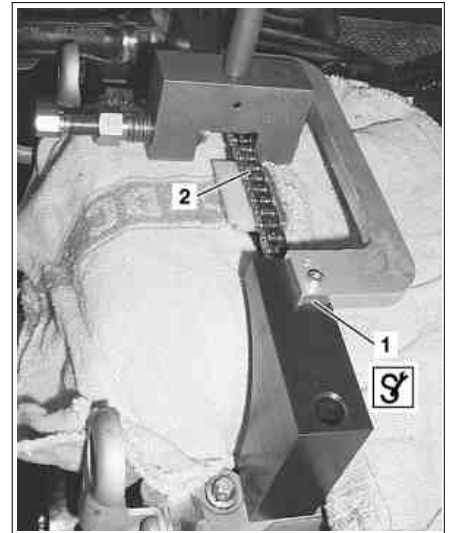


ENGINES 271 in MODEL 171

- 1  Retaining device
 2 Timing chain
 3 Chain tensioner












P05.10-2186-02



P05.10-2187-02

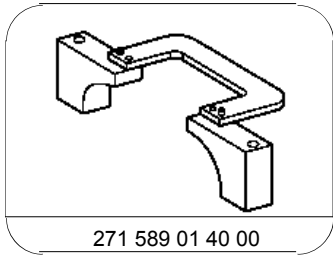
Modification notes

3.2.11	Replace special tool 602 589 04 63 00 and 602 589 04 60 01 by special tool 271 589 10 63 00	AR05.10-P-7601-01Q
--------	---	--------------------

	Removing		
1	Switch off ignition and remove ignition key		
2	Open engine hood		AR88.40-P-1000V
3	Remove ignition coils		AR15.12-P-2003V
4	Remove spark plugs		AP15.10-P-1580V
			
5	Remove cylinder head cover		AR01.20-P-5014V
6	Remove alternator		AR15.40-P-5032V
7	Remove chain tensioner (3)		AR05.10-P-7800V
8	 Mount retainer (1) onto cylinder head.	 Holding device	*271589014000
9	Disconnect old timing chain (2)	 Cover timing case recess and cylinder head with clean rag.  Holding device  Case  Chain separating tool  Thrust spindle	AR05.10-P-7601-01Q *271589014000 *602589009800 *602589023300 *271589106300
	Install		
10	Draw in new timing chain (2)	 Remove rag from timing case recess and cylinder head. Otherwise when cranking the engine, this can be drawn into the timing case recess.  Holding device  Case  Assembly link	AR05.10-P-7601-04Q *271589014000 *602589009800 *271589096300
11	Rivet new timing chain (2)	 Cover timing case recess and cylinder head with clean rag.  Case  Riveting tool  Assembly inserts  Nm	AR05.10-P-7601-02Q *602589009800 *602589003900 *271589016300 *BA05.10-P-1002-01F
12	Install chain tensioner (3)		AR05.10-P-7800V
13	Check basic position of camshafts		AR05.20-P-6010V
14	Install alternator		AR15.40-P-5032V
15	 Detach retainer (1)		
16	Install cylinder head cover		AR01.20-P-5014V
17	Install spark plugs		AP15.10-P-1580V
			
18	Install ignition coils		AR15.12-P-2003V

Nm Timing chain, chain tensioner

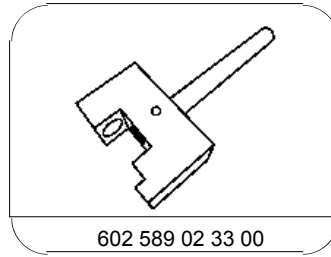
Number	Designation		Engine 271
BA05.10-P-1002-01F	Bolt for rivet element in timing chain (reference value)	Nm	32



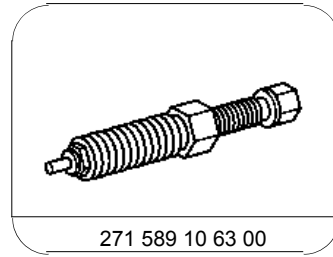
Holding device



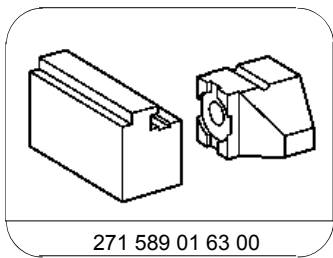
Case



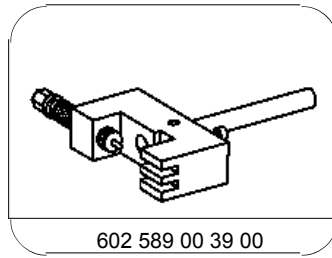
Chain separating tool



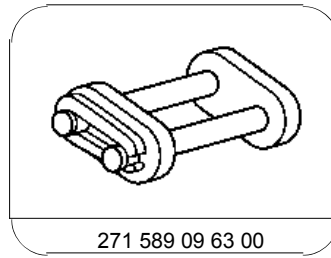
Thrust spindle



Assembly inserts



Riveting tool



Assembly link