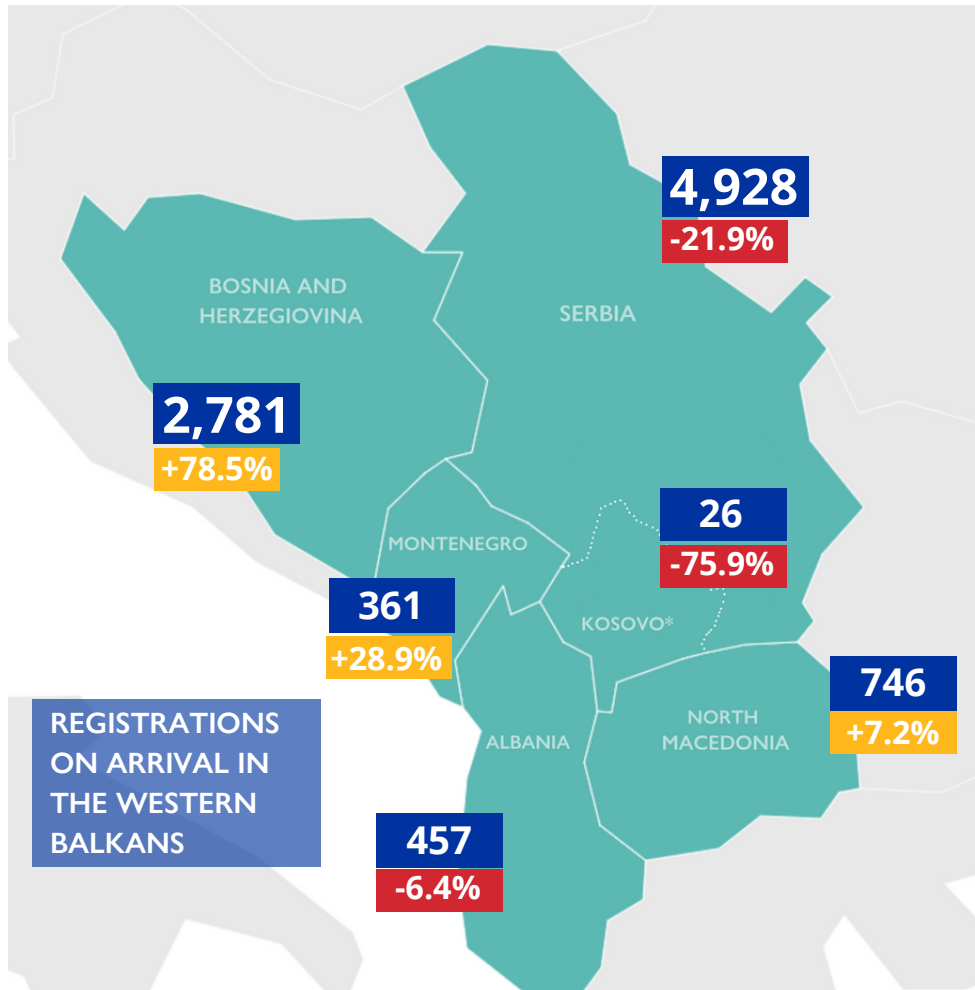


REGISTRATIONS ON ARRIVAL ¹



REGISTRATIONS ON ARRIVAL IN THE WESTERN BALKANS

This map is for illustration purposes only. The boundaries and names shown and the designations used on this map do not imply official endorsement or acceptance by the International Organization for Migration.

* References to Kosovo shall be understood to be in the context of the United Nations Security Council Resolution 1244 (1999).

9,299

REGISTRATIONS ON ARRIVAL IN APRIL 2023

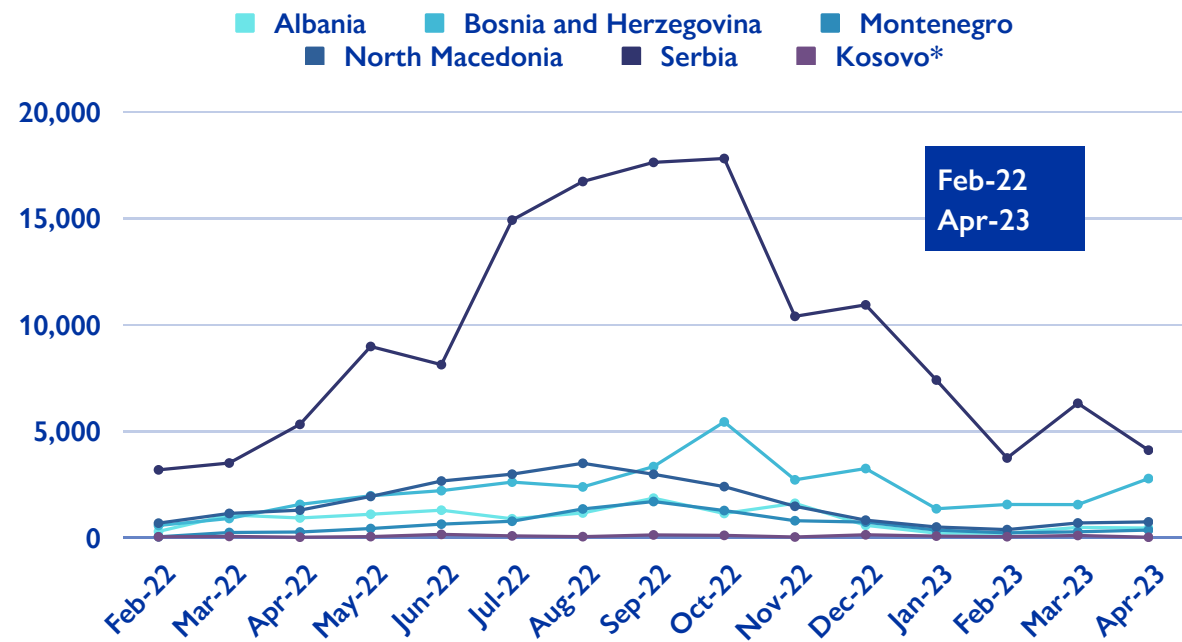
-1.6%

COMPARED TO MARCH 2023

34,872

TOTAL REGISTRATIONS ON ARRIVAL IN 2023

TOTAL REGISTRATIONS ON ARRIVAL IN THE WESTERN BALKANS



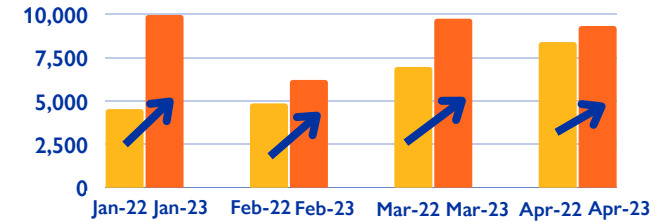
¹ "Registrations on arrival" refer to any interception and/or registration by an official authority of an irregular entry at the border, by sea, in airports, or on the territory.

² The data displayed in this brief is non-final and subject to consolidation. Please check the website below for more information: [Europe Arrivals](https://www.iom.int/Europe-Arrivals) | [Displacement Tracking Matrix \(iom.int\)](https://www.iom.int/Displacement-Tracking-Matrix)

TOP 3 NATIONALITIES ON ARRIVAL IN APRIL 2023 ^{3 4}

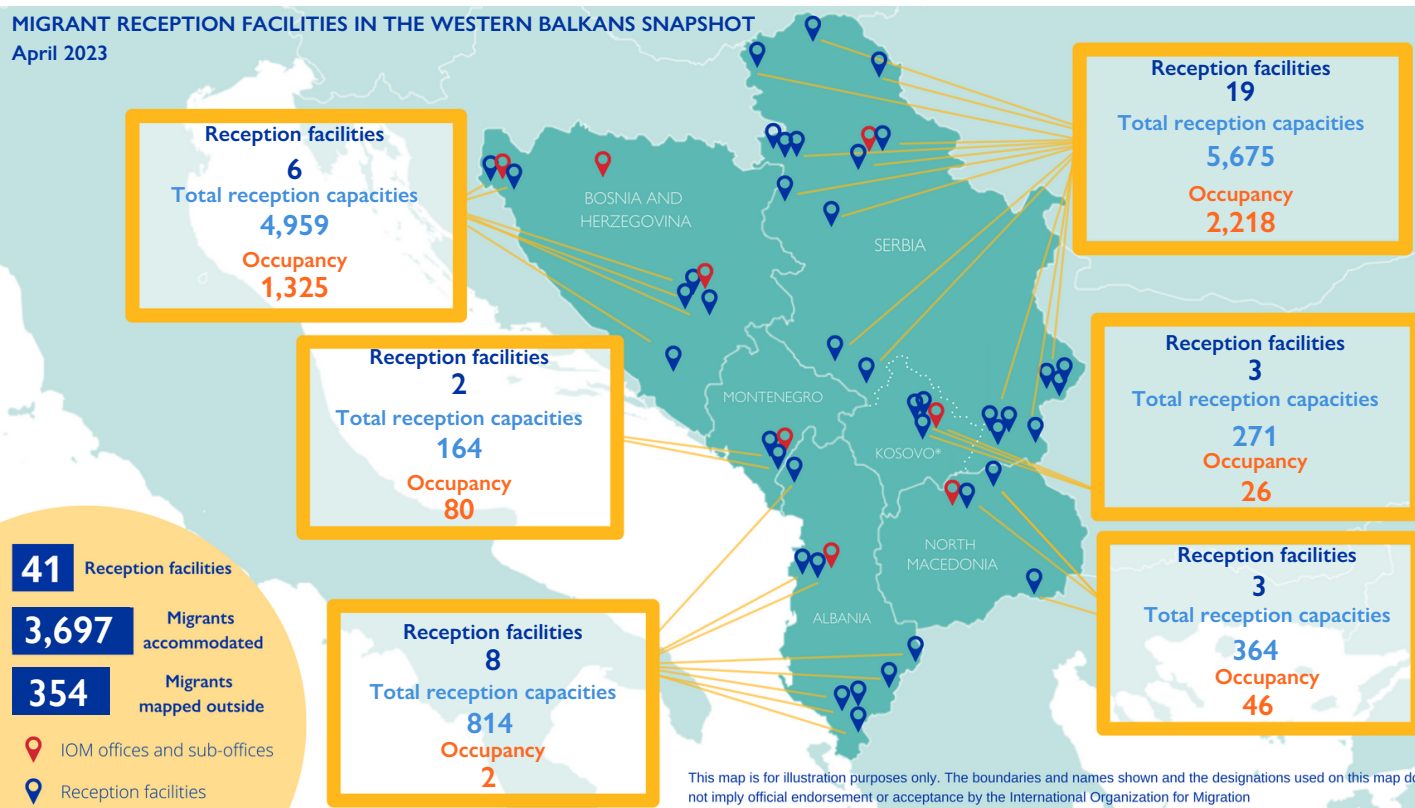
Albania	Pakistan (30%) ↑ +27%	Bangladesh (16%) ↑ +8%	Afghanistan (14%) ↓ -25%
Bosnia and Herzegovina	Afghanistan (41%) ↑ +5%	Morocco (17%) ↓ -2%	Cuba (7%) ↓ -4%
Montenegro	Afghanistan (49%) ↓ -22%	Pakistan (17%) ↑ +14%	Iran (Islamic Republic) (13%) ↑ +9%
North Macedonia	Syrian Arab Republic (35%) ↑ +6%	Congo (DR) (20%) ↑ +5%	Morocco (12%) ↓ -11%
Kosovo*	Morocco (27%) ↓ -17%	Algeria (15%) ↑ +12%	Türkiye (15%) ↑ +6%

TRENDS IN REGISTRATIONS ON ARRIVAL

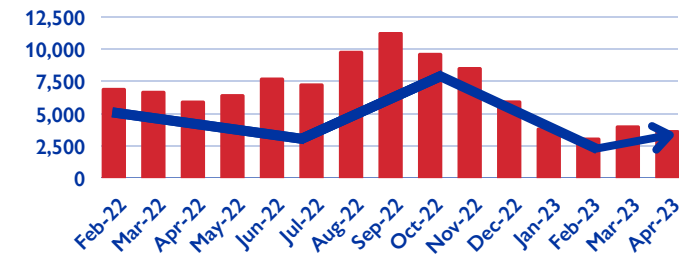


MIGRANTS PRESENCE ^{5 6}

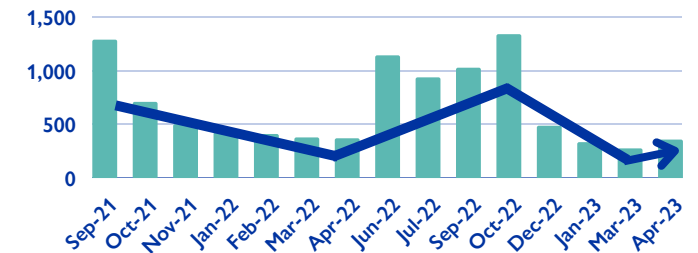
MIGRANT RECEPTION FACILITIES IN THE WESTERN BALKANS SNAPSHOT April 2023



TRENDS IN FACILITIES' OCCUPANCY



MIGRANTS MAPPED OUTSIDE RECEPTION



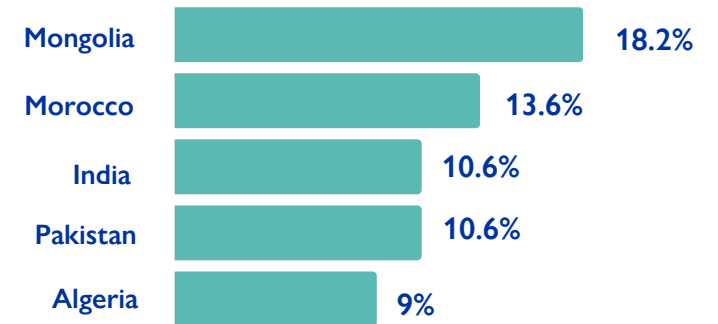
³ Data on nationalities on arrivals to Serbia is not available.
⁴ Percentage increases or decreases refer to changes in the percentage share of nationalities, and not in total numbers.
⁵ The data for Albania refer to the cumulative number of migrants registered in the existing structures in April by the Border and Migration Department within the Border Police of Albania.
⁶ Based on the latest available data in March 2023.

VOLUNTARY RETURNS AND REINTEGRATION

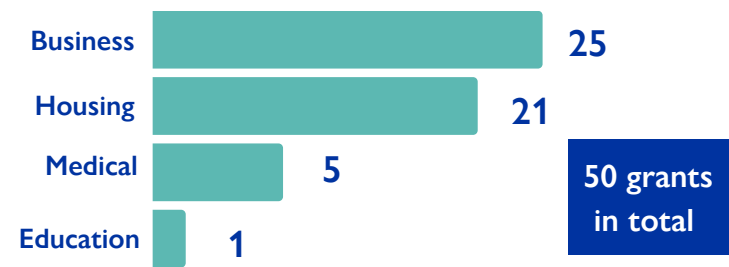
ASSISTED VOLUNTARY RETURNS FROM THE WESTERN BALKANS

	Albania	Bosnia and Herzegovina	Montenegro	North Macedonia	Serbia	Kosovo*	Total
Total returns in 2023	2	25	1	3	34	1	66
Total returns 2016 - 2022	15	1,324	111	106	1,115	41	2,712

TOP COUNTRIES OF RETURN IN 2023



NUMBER OF IN-KIND REINTEGRATION GRANTS IN 2023⁶



TOTAL NUMBER OF REACHED MIGRANTS IN APRIL 2023



⁶ The total number of reintegration grants does not reflect the total number of grants per category as one reintegration package can include different categories.

IOM activities funded by:



Funded by the European Union



Norwegian Ministry of Foreign Affairs



Kingdom of the Netherlands



Ministry of Foreign Affairs and International Cooperation of Italy