

VAN CONVERSION

CATALOGUE 2023



CAMPER VAN
FURNITURES



SELF-ASSEMBLY
MODULES



BEDROOM/SEAT
BENCH SYSTEMS



SLEEPING ROOFS/
LIFTING + HIGH ROOFS



EXPANSION-
ACCESSORIES



Scan qr-code and discover
the complete Reimo
conversion range online!

www.reimo.com



CAMPINGBOXES
10-17



**OUTDOOR MODULES FOR
THE SELF ASSEMBLY**
18-29



**MERCEDES BENZ
CAMPINGBUSSE**
76-85



**FORD TRANSIT CUSTOM
CAMPINGBUSSE**
92-95



MINICAMPER
30-41



**RENAULT / OPEL / FIAT / NISSAN
CAMPINGBUSSE** 86-91



**VOLKSWAGEN TRANSPORTER
CAMPINGBUSSE**
42-75



**SLEEP/SEAT-
BANKSYSTEMS**

146-169

CITROËN SPACETOURER

96-101



FINISHING MATERIAL

170-223




MAXICAMPER
102-107



VEHICLE ROOFS
108-145



EXPANSION ACCESSORIES
224-295



Vacation dreams made in Germany!

Competence, Experience, Innovation & Quality for more than 40 years!

Quality through experience & tradition.

Over 40 years of experience in camping bus and motorhome conversion as well as motorhome equipment and technology make us a specialist in all questions of conversion and accessories.



And tradition obliges.

With this in mind, our claim is to build the best motorhomes and recreational vehicles based on panel vans. This claim applies in particular to safety-relevant aspects of our vehicle conversions. The components affected by this (e.g. roofs or bench seat systems) are developed and manufactured at Reimo in accordance with current European and national standards.



As early as 1983, we developed the first super-flat sleeping roof in Europe, which could be installed without welding in a frame. Over the years, safety requirements have increased, and a variety of tests have been prescribed for the various interior parts, such as sleeping roofs or even bench seats. After extensive tests especially with the bench seats by TÜV Rheinland, we were able to offer the first bench seats for retrofitting.

But we don't miss out on innovations either. Thus, we are constantly designing new extension products in our development department. Starting with new sleeping and loft roofs, of which we have already designed over 50 models in the last 40 years and sold more than 250,000 units worldwide. On top of that from sleeping/seating benches, which offer a particularly high level of comfort, since you lie on the padded back without annoying belt buckles or an uneven seat surface. And last but not least, high-quality extension modules and furniture.

Especially for the extensions we offer a diverse selection. From the complete conversion, such as the TrioStyle, to the Bike`n`Surf, which is limited to the bare essentials and offers enough space for the bike for a weekend trip, to the practical camping box, which contains everything you need for your vacation and can be installed and removed from your vehicle as needed.

Committed to people.

We develop and produce our finishing parts for the needs of our customers. High quality workmanship and well thought-out solutions are the main focus, so that all components can be used optimally in everyday life and on vacation.

We rely on employees, some of whom have been working for Reimo for a long time. And this exclusively at our locations in Germany. This also allows us to offer consistent quality. Made in Germany.

Copyright by Reimo Reisemobil-Center GmbH
All prices in € incl. 19 % VAT. Prices are valid until the publication of a new catalog. Delivery subject to change. All products without decoration. Misprints, errors and technical Subject to change and further development. All data without guarantee. The permissible Tolerance for technical data is +/- 5%. Water installations described in the content correspond to the state of the art 10/2007 (Directive 200772/EC). When installing Additional equipment ex works (or ex dealer) increases the unladen mass and accordingly the payload is reduced. Fig. partly show extras and decorations that are not in the The scope of delivery includes equipment for countries other than Germany. All rights reserved. Reprinting as well as use in electronic media, also in extracts, only with with the express permission of Reimo Reisemobil-Center GmbH, Egelsbach. Status: 10.03.2023

REIMO ROCK AND ROLL BED-SYSTEMS

Rock and Roll beds that provide extra comfort, sleeping on the padded back. Comfortable seating on 3 seats with belts and retractable headrests.

The sliding Reimo benches meet the highest standards Safety requirements. The sale and installation is only possible at trained specialist dealers.



REIMO SLEEPING ROOF

Proven safety and high comfort. High foot clearance thanks to large shears. Convenient to open, whether manually or electric. Enjoy the view with the 3 windows in the Tent bellows or with the open-sky bellows almost lie in the open air.

Sale and installation is only possible at trained specialist dealers.



THE REIMO SELF-EXPANSION MODULES

For those who want to convert your vehicle into a camper yourself, we offer camping modules and kits for self-installation.

These products are specially marked with the "SELF INSTALL/SELF INSTALL" logo.

For example, you can choose CampingBoxes, kitchen modules, beds and roofs. Can also be ordered by private customers.



THE VW BODY VARIANTS

The right base vehicle for the expansion

Panel van, station wagon, Multivan or Caravelle?

Reimo explains the difference:

BODY VARIANT PANEL VAN

This body variant is based on the Volkswagen Transporter. Today's cargo space is more uncompromising than ever in terms of functionality and versatility.

The panel van is shipped from the factory without rear glazing and requires special interior trim and insulation.

The interior (furniture) must be adapted to this particular cladding. Camping bus windows can be retrofitted by Reimo according to your needs and furnishing concept.

BODY VARIANT MULTIVAN®

The Multivan® is, similar to the Reimo CityVan and the Reimo Weekender, a multifunctional leisure vehicle and ideal for weekend trips or short vacations.

The standard equipment offers only limited possibilities for conversion to a full camping bus. For longer vacations, campers with more extensive equipment are more suitable.

At Reimo you can get many supplementary elements for retrofitting for more living, sleeping and kitchen comfort for the Multivan®. For example, bed pads, roof storage boxes or mobile kitchen modules.

BODY VARIANT COMBI

Reimo has adapted the facilities of most small camping buses to the station wagon body variant. For interior trim, the station wagon usually has a simple, non-bulky trim.

Therefore, it offers the most usable space for interior decoration. This allows for more bed width and a longer bed length in the Volkswagen Kombi model (compared to the Caravelle).

The exterior appearance of the Volkswagen station wagon has passenger car appeal. The large window areas provide plenty of light in the vehicle and allow for good all-round a good all-round view.

BODY VARIANT CARAVELLE®

The model Caravelle® Volkswagen model is equipped ex works with a visually appealing interior trim and a number of additional comfort features. Sophisticated and high quality. However, valuable interior width and length are lost due to the interior width and length is lost.

In the case of the roof structure (pop-up or sleeping roof), the special cladding is elaborately adapted. Reimo has developed its own interior versions such as TrioStyle and CityVan for the Volkswagen Caravelle®.

The dimensions of the furniture and roofs are adapted to the Caravelle®. The installation time for the Caravelle® is significantly longer than for the station wagon body variant due to necessary adjustments to the standard trim.

The designations for box, station wagon and luxury bus are different among vehicle manufacturers. Caravelle and Multivan are registered trademarks of Volkswagen AG.

THE VEHICLE LENGTHS

The right base vehicle for the expansion

Short, long or extremely long wheelbase?

Reimo produces camping bus equipment for vehicles with different wheelbases.

SMALL CAMPING BUSES 2 WHEELBASES

Many small buses such as the Volkswagen Transporter, Mercedes Vito, Renault Traffic or Opel Vivaro are available in 2 wheelbases.

Short wheelbases (KR) are usually preferred for these vehicles because of their maneuverability **and the parking situation in large cities**. The **long wheelbases (LR)** offer ca. 40 cm more interior length (at Volkswagen) and thus also more living space!



**More
Information
under:
www.reimo.com**

BIG CAMPING BUSES 3 WHEELBASES

Many large buses such as Volkswagen Crafter, Mercedes Sprinter, Fiat Ducato or Iveco Daily are available in 3 or more wheelbases. In the case of large buses, **the medium wheelbase is usually preferred for expansion**. Upon request and agreement, Reimo can usually supply components for all wheelbases.

The facilities for large camping buses are adapted to the van body variant-tuned. This body variant does not have pre-installed windows. This offers the possibility to install windows only where they are needed.

Sometimes the body variant is chosen with standard windows in the sliding door and on the opposite the opposite side of the vehicle is chosen.



QUALITY CAMPING BUS FURNITURE MADE IN GERMANY

Innovative and durable

Reimo Originals

The peculiarities of Reimo developments

Furniture panels

Reimo furniture panels are characterized by a particularly good suitability for the finishing of vehicles. The support material made of poplar plywood is extremely light and torsion-resistant due to the 7-fold gluing. At the same time it is a natural product and a very economical solution.

The very robust surface finish (high impact and scratch resistance) is achieved by coating both sides with high-quality laminate in HPL or CPL quality (HPL = High Pressure Laminate / CPL = Continuous Pressure Laminate). This makes the furniture incomparably more durable, less sensitive to temperature fluctuations and more durable than, for example, furniture with foil coating.

Another advantage of Reimo furniture boards is the possibility of clean processing them with normal, standard tools.

Quick-Fit-Solid-Art®

Reimo furniture has a clever and particularly stable connection technology: the Reimo Quick-Fit Solid-Art® system. The clear assignment and positioning of the parts makes assembly almost child's play for both laymen and professionals.

The friction-locked interlocking of the furniture parts reduces noise development and guarantees the well-known durability of Reimo furnishings.

As a result, the furniture carcass after screwing has a very high stability. (Quick-Fit-Solid-Art® is a registered trademark of Reimo Reisemobil-Center GmbH)



Guaranteed quality

Over many years we have learned that the stability, appearance and utility value of a piece of furniture depend on the high-quality materials and precise manufacturing. Reimo has therefore been manufacturing the interiors on computer-controlled machining centers since 1988. So that the dimensions are correct and the repeatability is given!

Extensions

Reimo has been manufacturing motorhomes for over 40 years. For more fun and joy on vacation Reimo wants to meet the wishes and ideas of customers, especially with individual extensions.

Over the years, many individual productions have become series modules, giving you the security of tried and tested elements.

We therefore recommend that - if possible - you choose an interior that has already been built frequently in a series module. Of course, the price is also lower than custom made.



Individual facilities

Reimo devices are intended for installation in the empty vehicle without additional equipment from the manufacturer, such as heat exchanger or original plastic interior trim. The floor structure is based on our floor slab with a total thickness of ca. 25 mm. Deviations from this basic equipment may require adaptation work/additional effort. The CityVan equipment cannot be used in conjunction with the full fairing and integrated roller blinds.

The devices are aligned to the vehicle-specific bench and to the technical equipment with the defined components and possibly provided with cutouts for them.


Of course, we advise our customers with our many years of experience.

Nevertheless, each individual vehicle remains a prototype the first time, which may not be perfect in all details!



ADVANTAGES OF OUR MATERIALS

Know-How and experience for highest travel and vacation comfort



Insulation - with Reimo insulation sets

Reimo complete vehicles are extensively insulated against sound and heat.

A significant reduction in condensation and simultaneous thermal insulation is achieved by insulating interior sheet metal surfaces and partial cavities with Reimo's Xtrem insulator in various thicknesses.

On request, the self-adhesive Carbest anti-drumming mat can also be applied to the sheet surfaces to optimize sound insulation. The insulation set is then attached with Sika adhesive.

Interior trim

For vehicle interior trim, Reimo uses and offers materials that are homely and highly efficient in terms of sound and heat. Here, hardboard or light plywood panels are covered with laminated isovelour or a felt.

These materials can absorb and release moisture. Alternatively, laminated imitation leather is available as a particularly easy-care solution.

All of these Reimo materials are particularly stretchable so that they can be optimally molded to car body contours. To ensure that they adhere well over the long term, we recommend using the high-heat spray adhesive (Reimo item no. 500130).



Reimo vehicle roofs made of GRP

Reimo roofs are offered in 2 different types of construction:

The low-cost, single-ply roof has a high-gloss exterior or top surface and a slightly rougher underside. From the bottom, the largest area (bed and living area) is usually covered with homely isovelour.

The more modern, double-skin roof (e.g. also V-TEC series) offers top and bottom surfaces in GRP gelcoat high-gloss. This design allows for a high-strength, elegant shape with an even higher quality finish. The smooth surfaces also make it easier to clean.

Tent bellows fabrics

Reimo sleeping roofs are equipped with different tent bellows fabrics:

Even the conventional tent bellows shines compared to the classic Cotton tent bellows, among other things, due to very good breathability and improved maintenance properties. It offers plenty of light and air through the opening side windows and the front window.

The new Climagic tent bellows impresses with the newly developed synthetic material with even better breathability, improved weather resistance and easy maintenance.

Those who want to enjoy the view and plenty of fresh air can opt for the OpenSky variant, which is easy to open with a zipper.



Mosquito nets

The insect protection nets installed by Reimo in tent bellows are particularly appreciated due to their tight mesh and robustness. They are equipped with high quality zippers. All this also applies to the mosquito nets for doors, windows and tailgates offered as accessories.





REIMO VAN-CONCEPT

REIMO CAMPINGBOXES

With the Reimo CampingBox, your everyday vehicle becomes a camper for short vacations or weekend trips in no time. Suitable for minicamper such as Caddy Maxi, Berlingo, Spacetourer or Jumpy. The multifunctional CampingBoxes are also available for VW T6.1/T6/T5 as well as VW Multivan, VW California Beach or Mercedes Benz Vito.






The Reimo CampingBoxes - practical rear kitchen modules with storage system.



SELF INSTALL

SELBST EINBAUEN

■ CONTENT ■

| | | |
|---|--|----|
|  | CAMPING BOX L FOR VW T6.1/T6/T5, MB VITO, RENAULT TRAFIC | 13 |
|  | CAMPING BOX M FOR MINICAMPER LIKE VW CADDY AND MB CITAN | 14 |
|  | CAMPING BOX LCM FOR VW T6/T5 CALIFORNIA BEACH + MULTIVAN | 15 |
|  | CAMPING BOX WV FOR VW T6/T5 WEEKENDER AND MB VITO WEEKENDER | 16 |
|  | LUGGAGE DRAWERS / LUGGAGE BUTLER | 17 |

WHICH CAMPING BOX FOR WHICH VEHICLE?

The multifunctional CampingBoxes from Reimo are available in different versions, suitable for many vehicle brands and models. The following table shows which CampingBox fits in which vehicle types.

Vacation dreams 
made in Germany!

| Vehicle type | Year of manufacture | Plastic-Interior trim | Camping box L | Camping box M | Camping box LCM | Camping box WV |
|--|---------------------|-----------------------|---------------|---------------|-----------------|----------------|
| VW Caddy 4 KR | 2003 - 2019 | with | | • | | |
| VW Caddy 4 LR (Maxi) | 2008 - 2019 | with | | • | | |
| VW Caddy 5 LR (Maxi) | as of 2020 | with | | • | | |
| VW T6.1 / T6 /T5 KR + LR Station wagon + Caravelle | as of 2003 | with | • | | | |
| VW T6.1 / T6 /T5 California Beach with 3-seat bench with reclining function | as of 2003 | with | | | • | |
| VW T6.1 / T6 /T5 KR + LR Multivan with 3-seat bench with reclining function | as of 2003 | with | | | • | |
| VW T6.1 / T6 /T5 KR + LR Reimo Weekender | as of 2003 | with | | | | • |
| Mercedes Citan station wagon KR 1 | 2012 - 2021 | with | | • | | |
| Mercedes Vito Tourer long + extra long | from | with | • | | | |
| Mercedes V-cash + EQV, Viano long + extra long | as of 2003 | with | • | | | |
| Mercedes Vito Tourer long Reimo Weekender | as of 2015 | with | | | | • |
| MercedesV-Class / EQV long Reimo Weekender | as of 2015 | with | | | | • |
| Renault Kangoo II | 2008 - 2021 | with | | • | | |
| Renault Trafic 2, 3, KR + LR station wagon | as of 2001 | without | • | | | |
| Citroen Berlingo 2 Multispace | 2008 - 2018 | with | | • | | |
| Citroen Spacetourer M + XL | from 2016 | with | | • | | |
| Citroen Jumpy M + XL | from 2016 | without | | • | | |
| Peugeot Partner 2 Tepee | 2008 - 2018 | with | | • | | |
| Peugeot Traveller M + XL | from 2016 | with | | • | | |
| Peugeot Expert M + XL | from 2016 | without | | • | | |
| Opel Zafira Life | as of 2020 | with | | • | | |
| Opel Vivaro A + B | 2001 - 2021 | without | • | | | |
| Opel Vivaro C | as of 2020 | without | | • | | |
| Nissan NV 200, Evalia | 2009 - 2021 | with | | • | | |
| Nissan NV 250 | 2019 - 2020 | with | | • | | |
| Nissan Primastar, NV 300, KR + LR station wagon | as of 2001 | without | • | | | |
| Toyota ProAce Verso L1 + L2 | from 2016 | with | | • | | |
| Toyota ProAce L1 + L2 | from 2016 | without | | • | | |
| Fiat Talento KR + LR | 2016 - 2021 | without | • | | | |
| Fiat Ulysse 3 M + XL | from 2022 | with | | • | | |
| Fiat Scudo 3 M + XL | as of 2021 | without | | • | | |
| Ford Connect LR | as of 2023 | with | | • | | |

CAMPINGBOX L

Suitable for VW T6.1/T6/T5, Mercedes Benz Vito, Renault Trafic and others.



**SELF
INSTALL**
SELBST EINBAUEN

The multifunction box for VW T6.1/T6/T5, Vito & Co.

- Rear kitchen module with practical storage system
- Easy installation without modifications to the vehicle
- High quality HPL surfaces
- Extensive standard equipment such as folding sink, storage boxes and water canisters
- Expandable with optional bed module with large lying surface
- Compactly dismantlable and space-saving for storage

Suitable for the following vehicles:

- VW T6.1/T6/T5 Transporter station wagon or Caravelle, short/long wheelbase
- Mercedes Vito long and extra long
- Fiat Talento/Nissan NV 300/Renault Trafic/ Opel Vivaro B, short/long wheelbase (without plastic cladding)

Removable kitchen box with folding sink incl. 2x 10-liter water cans with outlet tap. With the optional aluminum folding stand, the kitchen pullout can be placed outside the vehicle. Comfortable, large lying surface on the optional bed module. (Picture shows bed module in VW T6 Caravelle). The optional 14-liter compressor cooler can be pulled out and removed and is powered by the 12 V on-board power supply. Behind the 3 removable storage boxes (size M) is additional storage space ideal for optional accessories:

- Porta Potti 335 camping toilet or
- 3 additional storage boxes (3x size M) or
- 2 additional storage boxes (1x size M + 1x size Cube)

Scope of delivery:

- Left kitchen pull-out is equipped with folding sink, two 10-liter fresh water canisters with outlet tap and 2 drawers
- Right pull-out for optional cool box, (16-liter compressor cool box possible, powered by 12 V on-board power supply)
- 3x removable storage boxes (size M) each with lid

CampingBox L, Dimensions: WxDxH: 118x60x80 cm
13250 1699,-

Bed module for CampingBox L

incl. cushion, sleeping surface 200 x 150 cm
13251 1399,-

Optional accessories:

14 l compressor cooler 713544 379,-

Porta Potti 335 Cube 660102 189,-

Storage box with lid (size M, 18 liters)

Dimensions ca: 40x34x17 cm 94915 9,-

Storage box with lid (size Cube, 27 liters)

Dimensions ca: 40x34x27 cm 94916 10,90

With safety lock system and piezo ignition.

Power: 2200 W 706474 69,99

Cutlery tray, 4 compartments 922582 3,99

Cooler box stand

Adjustable in height and width. Loadable up to 30

kg. Dimensions: H31xW42 cm / H40xW47 cm

Weight: ca. 2 kg. 91062 29,95

Tail Tent Upgrade 2

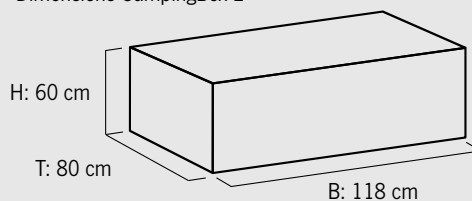
Is put over the open tailgate. No linkage required.

With PVC window in the roof. Color: Grey/

Anthracite/Lime. 936280 159,90



Dimensions CampingBox L



CAMPINGBOX M

Suitable VW Caddy 3, 4, 5, Citroën Berlingo II, Renault Kangoo II and others.



From everyday vehicle to mini camper.

- Combines functional rear kitchen with a clever storage system
- Easy installation without modifications to the vehicle
- Extensive standard equipment
- Bed module with large lying surface optional
- Folding table on the side
- Compactly dismountable and space-saving for storage

Suitable for the following vehicles:

- VW Caddy (2003-2019)/Caddy Maxi (2008-2019)/ Caddy Maxi 5 (from Bj. 2020)
- Citroën Berlingo Multispace (2008-2018)/ Spacetourer/Jumpy (from Bj. 2016)
- Peugeot Partner Tepee (2008-2020)/ Traveller/ Expert (from Bj. 2016)
- Renault Kangoo II (from Bj. 2008)
- Mercedes Benz Citan station wagon swb (> Bj. 2016)
- Toyota Proace Verso/ Proace (from Bj. 2016)
- Nissan NV 200/ NV 200 E/Evalia (from Bj. 2009)
- Opel Vivaro C/Zafira Life (from fall 2019)
- Ford Connect (from Bj. 2023)

Scope of delivery:

- Left kitchen pullout equipped with a folding sink and a 10-liter fresh water canister with outlet tap
- Right pull-out for optional 16-liter compressor cooler. This is removable and is powered by the 12 V on-board network
- 2x removable storage boxes with lids 1x size M (18 l), 40x34x17 cm 1x size Cube (27 l), 40x34x25 cm

Cookware also has its place in the kitchen pullout. This is removable and can be placed outside the vehicle on an optional aluminum folding stand.

CampingBox M,

WxHxD ca. 111x47x74 cm **13252** **1529,-**

Bed module for CampingBox M

incl. cushion, installation material and installation instructions, sleeping surface ca. 195 x 120 cm **13253** **1199,-**

Optional accessories:

| | | |
|---|---------------|--------------|
| 14 l compressor cooler | 713544 | 379,- |
| Storage box M, 18 l | 94915 | 9,- |
| Dust box Cube, 27 l | 94916 | 10,90 |
| Cartridge stove Camp Bistro DLX | | |
| With safety lock system and piezo ignition. Power: 2200 W, dimensions: W37xD28xH12 cm, weight: ca. 1.9 kg | | |
| | 706474 | 69,99 |
| Cutlery tray, | | |
| 4 compartments | | |
| | 922582 | 3,99 |
| Cooler box stand | | |
| Adjustable in height and width. Loadable up to 30 kg. Dimensions: H31xW42 cm / H40xW47 cm | | |
| Weight: ca. 2 kg. | 91062 | 29,95 |



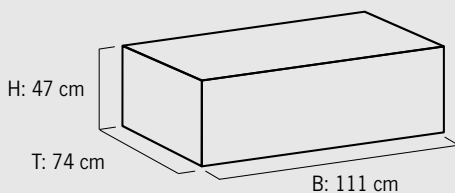
Cooking and washing up while standing, without having to bend down. Removable kitchen box with folding sink and 1x 10-liter water canister and storage space for cookware. The optional 14-liter compressor cooler can be pulled out and removed, and is supplied by the 12 V on-board power supply.

Optional comfortable and quickly assembled bed. The cushion is attached to the box in the rear by Velcro and is attached to the headrests in the front by means of straps (VW Caddy KR). On other vehicles, on the seat belt attachments of the B-pillars.

The Reimo CampingBox can be disassembled and can thus be stored in the basement or garage to save space.



Dimensions CampingBox M



CAMPINGBOX LCM

Suitable for VW T6.1/T6/T5 Multivan and California Beach



CampingBox with clever storage system.

- Combines functional rear kitchen with a clever storage system for all kitchen and cooking equipment
- Easy installation without modifications to the vehicle
- The VW sleeping bench is supplemented with a cushion pad on the camping box
- The CampingBox replaces the VW Multiflex board
- Includes side folding table for more work space
- You will find further extensive accessories at www.reimo.com

- The clever addition for the VW T6.1/T6 / T5 Multivan kR or IR or California Beach, each with 3 original seats
- Perfect handling and ideal height with the tailgate open

The box is fastened in the luggage compartment to the floor rails or lashing eyes on the vehicle side. Side carrying handles facilitate handling. No modifications to the vehicle are required for installation.

Scope of delivery:

- Left kitchen pullout equipped with a folding sink and a 12-liter fresh water canister with outlet tap
- 2 removable storage boxes with lids
1x size M (18 l), 40x34x17 cm
1x size Cube (27 l), 40x34x25 cm
- Right-hand pull-out for an optional 16-liter compressor cooler (powered by the 12 V on-board power supply).

Behind the 2 removable storage boxes is additional storage space, ideal for optional accessories:

- Porta Potti 335 camping toilet or
- Additional storage box (1x size Cube) With a sleeping cushion, you can supplement the reclining surface of the original 3-seater bench in the rear area. As a result, the VW Multiflexboard is not required for bed construction.

CampingBox LCM

Dimensions: ca. 118x47x80 cm **13254 1999,-**

Optional accessories:

- Comfort cushion** 13254P **379,-**
- Compressor cooler 14 l** 713544 **379,-**
- Porta Potti 335 Cube** 660102 **189,-**
- Storage box with lid (size M, 18 liters)**

Dimensions ca: 40x34x17 cm **94915 9,-**

Storage box with lid (Cube, 27 liters)
Dimensions ca: 40x34x27 cm **94916 10,90**

Cartridge stove Camp Bistro DLX
With safety lock system and piezo ignition.
Power: 2200 W **706474 69,99**

Cutlery tray,
4 compartments **92258 23,95**

Melamine tableware set LIFE IS A JOURNEY
16-piece set for 4 people. Dishwasher safe 4 dinner plates Ø 25 cm, 4 dessert plates Ø 20 cm, 4 bowls Ø 15 cm (650 ml), 4 cups with handle (400 ml). **917970 44,99**

Drinking glasses Capri, material SAN, 2 pieces
Food safe and free from harmful substances.
Volume ca. 300 ml. **929177 9,50**

Fresh food box including lid, 1 piece
Volume ca. 900 ml. 4-way quick release, dishwasher, microwave and freezer safe. Food safe. **94055 2,95**

Aluminum cookware Elite, 5 pieces
With folding handles. 1 pot (1.7 l), 1 pot (2.7 l), 2 lids, 1 pan Ø ca. 19 cm. Weight only ca. 0.8 kg **917037 25,59**

Stainless Steel Flute Kettle Compact
Volume ca. 1.5 l. With whistle and insulated fold-down handle. **922193 15,95**



Cooking and washing up while standing, without having to bend down. Kitchen pullout with folding sink and 1x 12-liter water canister.

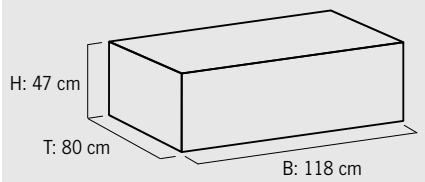
The spacious utensil folding section provides enough storage space for a cookware, 16-piece dinnerware set for 4 people, 4 drinking glasses, 2 cereal bowls and 4 food storage containers.

The optional 14-liter compressor cooler can be pulled out and removed, and is supplied by the 12 V on-board power supply.

The optional comfort cushion complements the reclining surface of the original 3-seater bench to form a bed. For even more comfortable reclining or if a multiflexboard cushion is not available in the Multivan.



Dimensions CampingBox LCM



CAMPINGBOX WV

Suitable for VW T6.1/T6/T5 and Mercedes Benz Vito from Bj. 8/2014, each with Reimo Weekender sleep/seat bench



Ideal travel companion for camping vacations or spontaneous short trips.

- Multifunction rear kitchen with clever storage system
- Easy installation without modifications to the vehicle
- Rear wall flap can be used as storage area
- High-quality HPL surface, Pearl Black decor
- Open tailgate protects even in the rain (optimally expandable with a rear tent)
- Side carrying handles for easy installation and removal



The multifunctional CampingBox WV is placed in the rear of the vehicle and screwed into the floor rails. The rear shelf of the bench seat is removed, the rear cushion of the Reimo V3000 bench then lies on the camping box and makes with the seat-sleeper bench a flat lying surface.

The height of the camping box WV is aligned to fit the Reimo Weekender bench seat for Mercedes Vito. For use with a Reimo Weekender bench in the VW, Renault or Ford Transit, a 30 mm thick additional pad is required to achieve a level lying surface.

Scope of delivery:

- Left two drawers with practical folding silicone sink and faucet
- In the center 2 removable plastic storage boxes with lids (size M, 18 l volume, dimensions: 40x34x17 cm). Behind it the water system with 10-liter fresh water canister and submersible pump.
- On the right, a pull-out for the optional 28-liter Carbest compressor cool box

CampingBox WV

Dimensions: ca. W 119.5 x H 43 x D 70/62 cm, decor: Pearl Black
13263 **1199,-**

Optional accessories:

| | | |
|---|---------------|--------------|
| Carbest 28 l-Compressor Cooler Box | 71375 | 549,- |
| Gas cartridge stove, 1 flame | 706474 | 69,99 |
| Cutlery tray with 4 compartments | 922582 | 3,99 |
| Storage box with lid, size M 18, dimensions: 40x34x17 cm | 94915 | 9,- |
| Dust box with lid, size Cube, 27 l, dimensions: 40x34x27 cm | 94916 | 10,90 |

Accessories shown are not included

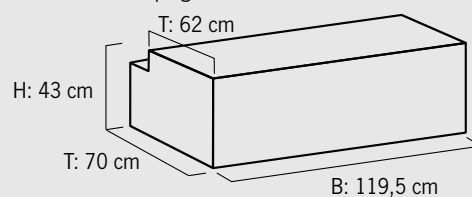


Multifunctional, extensively equipped and ready for use anywhere.

The CampingBox is the ideal camping module for short vacations, weekend trips and for active leisure fun.



Dimensions CampingBox WV



THE LUGGAGE BUTLER

Luggage drawer for convenient loading of the trunk



Easy and convenient loading and unloading of your vehicle with the bed built.

- Heavy duty full extension slides with a load capacity of 130 kg per pair
- Fastening covers all vehicle-specific rail spacings
- Mounting of the frame takes place in the floor rails
- Special rear extensions for VW California Coast/Beach/Ocean and Multivan



The rear extension makes it easier to load and unload your vehicle when the rear seat is converted to a bed. The rear extension utilizes the entire remaining trunk area.

The frame of the rear extension is securely connected to the vehicle at four points. Delivery pre-assembled.

Scope of delivery: Including mounting and fixing material, belt eyelets, pull-out rails, base plate and mounting instructions.



| Vehicles | Outer dimension | | Footprint | Art.No: | Price |
|--|----------------------|----------------------|-----------|---------|-------|
| | Width x length in mm | Width x length in mm | | | |
| VW Triostyle with canister | 930 x 600 | 875 x 557 | 50512 | 479,- | |
| Mercedes Triostyle Renault Triostyle VW Triostyle only furniture | 1050 x 600 | 995 x 557 | 50513 | 489,- | |
| Ford Triostyle VW Cityvan VW Weekender Plus | 1170 x 600 | 1115 x 557 | 50514 | 499,- | |
| Mercedes Cityvan and Weekender Renault Weekender VW Weekender | 1220 x 600 | 1165 x 557 | 50515 | 499,- | |
| California Coast/Ocean from Bj. 2003 | 995 x 750 | 940 x 709 | 50518 | 549,- | |
| California Beach, Multivan | 1075 / 1200 x 750 | 1020 x 709 | 50519 | 499,- | |



SELF INSTALL

SELBST EINBAUEN

▪ CONTENT ▪

| | |
|--|-------|
| COMFORT BEDS FOR VW, MERCEDES BENZ & CITROËN | 20-21 |
| ADDITIONAL BEDS FOR CAB | 22-23 |
| KITCHEN MODULES CALICOOK + CALI CABINET | 24-25 |
| FLEX KITCHEN WITH GAS SYSTEM | 26 |
| MULTIFUNCTIONAL KITCHEN PART EASY-KITCHEN | 27 |
| MULTIFUNCTIONAL KITCHEN MODULES | 28 |



REIMO VAN-CONCEPT

FURNITURE MODULES FOR MAKERS

Here you will find kitchen and cabinet modules for flexible camping and leisure. Expand your van with the Reimo modules and turn it into a comfortable recreational vehicle with the comfort beds or additional beds for the driver's cab.

COMFORT BEDS INSTALLED QUICKLY AND EASILY

For Mercedes-Benz and VW T6.1/T6



- Aluminum frame with comfortable slatted frame suspension
- Comfortable maxi bed with a lying surface of 195 x 140 cm
- Luxury mattress 12 cm thick, with high quality Drell cover
- Clear height under the bed 33,5 cm (suitable e.g. for Porta Potti 335 Cube)
- Foldable for installation of original single seats
- Easy to install and remove without modification to the vehicle
- The bed is fixed in the original floor rails with quick clamps





Comfort bed for Mercedes Benz Vito + V-Class:

Fits in VS20, length 5.14 m (Vito and V-Class) with the seat rail system. Two individual seats can remain in the vehicle. These are pushed all the way forward when the bed is erected and placed in the transport position. Dimensions comfort bed: LxW 194,5x140,5 cm. Dimension folded: 150x140 cm. Mattress thickness: 11.5 cm

93023 949,-

Comfort bed for VW T6.1/T6/T5:

The bed is mounted in the seat rails of the Multivan or California Beach. For Transporter and Caravelle there are corresponding adapters to fix the bed in the lashing eyes. The seats must be removed for this purpose. Dimensions comfort bed: LxW 194x148,5 cm. Dimension folded: 150x140 cm. Mattress thickness: 9.5 cm

Multivan/California Beach 930231 999,-
Adapter for Transporter/Caravelle 930232 89,-

Comfort bed for VW T7 The bed is for the vehicle with seat rail system. Two individual seats can remain in the vehicle, the backrest must be folded down. Rear section can be folded up for transporting bulky goods. Mattress ca. 135x210 cm, mattress thickness ca. 8/5 cm.

11706 1199,-

Scope of delivery: Bed construction with slatted frame, comfort mattress and mounting hardware.



ADDITIONAL BEDS FOR CAB



Patented cab bed system for cab swivel seats



- For additional sleeping places in the driver's cab
- Easy assembly & disassembly in 30 sec.
- Very stable, each bed supports up to 70 kg
- Strong, wipeable Cordura fabric
- Compact pack size when not in use & storage
- Each child has its own sleeping place
- Lying surface: 174 x 55 cm
- Robust, double-walled telescopic aluminum rod
- Mounting kit for easy installation on sliding doors or swivel seats
- Weight: single bed 3.5 kg, double bed 7 kg

Attachment by hanging on the headrests

Attachment to supplied aluminum telescopic rods



NEW! Including mounting kit
*except for VW Transporter with double seat

| | VW T6.1/6/5/4 and others | | VW Transporter (with double seat) | | Ford Transit | | Renault | | Mercedes Sprinter, VW Crafter | | For Fiat Ducato, Peugeot Boxer | | 3X seat all vehicles | |
|------------|--------------------------|-------|-----------------------------------|-------|--------------|-------|---------|-------|-------------------------------|-------|--------------------------------|-------|----------------------|-------|
| Single bed | 42193 | 294,- | 42188 | 245,- | 42197 | 294,- | 42195 | 294,- | 42191 | 294,- | 42191 | 294,- | - | - |
| Double bed | 42194 | 529,- | 42189 | 425,- | 42198 | 529,- | 42196 | 529,- | 42192 | 529,- | 42192 | 529,- | 42199 | 529,- |

*For VW Transporter with double seat mounting kit please order separately. 42180 79.95

BED EXTENSION AND UPHOLSTERY MULTIVAN

▪ With the Lazy Bed you "conjure up", together with the original bench seat, in no time a comfortable sleeping place in your Multivan

① **LazyBed Extension** The bed extension is anchored behind the bench in the slide rails. In everyday use, it can be used as a trunk cover. With metal support feet and 2 quick release fasteners. Ca. dimensions: width 1284 x length in driving direction 564 x height 520 mm Decor anthracite metallic.
11101 399,-

② **Comfort cushion to Lazy Bed extension**

This comfort cushion turns the "hilly" and hard bed landscape of your Multivan into a level, comfortable bed. The folded comfort cushion finds its place on the cover plate. Cushion dimensions: ca 135 x 190 cm. Cover microfiber fabric (100% polyester) gray. Foam about 5 cm thick.
11003 219,-



CAMPSLEEP - EXTRA BEDS FOR THE DRIVER'S CABIN



CampSleep

Additional bed for the driver's cab in motorhome such as Fiat Ducato or Mercedes Benz Sprinter and the like.

CampSleep is suitable as a comfortable additional bed for the driver's cab in motorhomes (2-seater) from Bj. 2005 such as: Ducato / Sprinter / Transit / Crafter / Boxer / Master / Jumper / Daily. CampSleep is unfolded 2-fold. Total length from door to door about 160 cm. The depth to the glove box is about 74 cm, to the steering wheel about 44 cm.

Dimensions: L 160 x W 73 x H 10 cm.

Pack size: L 81 x W 73 x H 20 cm. Weight ca. 6.5 kg
42173 399,-

Protective bag for CampSleep extra bed (o. Fig.)
Protects against dirt and dust. **421731 35,95**



CampSleep small

Additional bed for the driver's cab in small commercial vehicles

CampSleep small, the comfortable extra bed for the driver's cabin of vehicles of the smaller commercial vehicle class, e.g. Volkswagen, Mercedes-Benz Vito, etc. The bed is folded up only 2 times. This makes it convenient to create another sleeping option on the seats in the driver's cab.

Dimensions: L 148 x W 64 x H 10 cm. Pack size: L 75 x W 64 x H 20 cm.
Weight only about 6 kg. **42174 299,-**



KITCHEN MODULE CALICOOK - VW T6.1/T6/T5

For Volkswagen T6.1/T6/T5 California Beach and Multivan



Equipment Calicook:

- Stainless steel sink with removable folding bowl insert
- Water system with submersible pump and shower tap with hose and 1 each fresh and waste water canister à 10 l
- Heavy-duty pull-out for optional 26-liter compressor cooler McCamping STYLE'N'COOL
- Drawer for dishes and cutlery with pull-out shelf

Dimensions: W 650 x H 785 x D 640 mm (table height 710 mm, carcass width 410 mm) Pearl wood decor **11120** **2169,-**



The longitudinally sliding kitchen provides space for large drivers

Upgrade your California Beach or Multivan to a real camping bus with Calicook

- Practical kitchen part for installation behind the driver's seat
- Can also remain in the vehicle in sleeping position of the bench seat
- Optimal place to eat for 2 people at the folding tables
- Sink with faucet
- Plenty of storage space, large drawer with room for a cool box
- The kitchen block can stay at home in everyday use



Kitchen part for installation transversely behind the driver's seat of the VW T6.1/T6/T5 California Beach and Multivan with original VW 3 seat bench. Body can be moved in VW floor rails in the direction of travel.

The Calicook offers a stainless steel sink with shower faucet and water system with a 10-liter fresh and waste water canister each, a pull-out for a large 26-liter compressor cooler (optional) and storage space.

The practical folding table and pull-out shelf make the kitchen part a breakfast table for everyone. The clever splash guard protects the upholstery of the driver's seat.

Longitudinal adjustability allows each driver to sit comfortably and relaxed.

Even with the kitchen section installed, the full bed length is available. In everyday life Calicook can stay at home, it can be removed in a jiffy without tools. Of course, you can also use Calicook outside the vehicle (e.g. in the awning or under the awning).



Practical: the sink with faucet and sink bowl



Integrated fresh and waste water canisters

Pictured decorative material not included.

KITCHEN MODULE CALI CABINET - VW T6.1/T6/T5

For Volkswagen T6.1/T6 /T5 California Beach and Multivan



Plenty of storage space and work surface with the kitchen module CaliCabinet

- The perfect set-up module for VW T6.1/T6/T5 California Beach and Multivan KR and LR*
- Sliding and removable
- Installation without tools and modification to the vehicle
- Fits even with bench in sleeping position
- Plenty of storage space, large drawer with room for a cool box
- The kitchen cabinet can stay at home in everyday use

*each with 3-seater VW bench, 1 or 2 sliding doors. To be mounted in VW rails behind the driver's seat, sliding for more space on driver's seat.



Cooler drawer for Calicook and CaliCabinet



Even in sleeping position, the kitchen can remain.

The CaliCabinet furnishing module offers versatile equipment. The folding table attached in the direction of the bench serves as a dining or work table.

Above the lockable pull-out for a large 26-liter compressor cooler (optional) is a drawer for cutlery and other utensils, complemented by a pull-out shelf for additional work surface or storage.

The top storage compartment with shelf offers enough space for lots of dishes and supplies. Longitudinal adjustability allows each driver to sit comfortably and relaxed. Even with the kitchen section installed, the full bed length is available. The CaliCabinet can be removed in no time without tools and can also be used in the awning or under the awning.



In the large drawer also fits the cooler.

Equipment Calischrank:

- Folding table
- Heavy duty drawer for optional McCamping STYLE'N'COOL compressor cooler
- Drawer for dishes and cutlery with pull-out shelf

Dimensions: W 635 x H 1210 x D 665 mm
(table height 710 mm, carcass width 410 mm)
Pearl wood decor **11121** **1999,-**

Accessories for CaliCook and CaliCabinet:

26 l compressor cooler

McCamping
STYLE'N'COOL
714491 **319,-**

Cartridge stove

Camp Bistro DLX
With Safety Lock System
and piezo ignition.
Power: 2200 W,
Dimensions: W37xD28xH12 cm,
weight: ca. 1,9kg
706474 **69.99**



Pictured decorative material not included.

MULTIFUNCTIONAL FLEX KITCHEN WITH GAS SYSTEM

For Volkswagen T6.1/T6/T5 station wagon, short or long wheelbase



- Removable and (optional) swiveling kitchen section for installation behind the front passenger seat
- With 1-burner stove-sink combination for 2.8 kg gas bottle
- Convenient cooking outside the vehicle
- No odor nuisance in the interior
- Plenty of storage space, large drawer
- The kitchen block can stay at home in everyday use

Various application possibilities:

- Fixed in the vehicle in Reimo floor rails
- Swiveled outward on the passenger side (swiveling system optional)
- Set up separately for outdoor cooking

Removable kitchen part for installation behind the passenger seat in VW T6.1/T6/T5 Kombi/Caravelle (not suitable for Multivan and California Beach). In combination with a Reimo sleeping bench V3000 the full bed length can be used. Installation in vehicle possible according to EU and German registration regulations. Registration of the vehicle as a motorhome (in conjunction with sleeping bench). For operation in the vehicle, gas box venting through the vehicle floor is mandatory.

Equipment:

- ① Cooker-sink combination with glass cover
Fixed 1-burner gas stove, stainless steel sink with tap Ø 240 mm, depth 125 mm
- ② 2 side folding tables 388 x 295 mm
- ③ 1 drawer for cutlery and dishes, 1 storage compartment for small items
- ④ 1 clip-on shelf 350 x 260 mm
- ⑤ 2 handles for easier lifting
- ⑥ Water system with submersible pump (connection to 12 V socket) and one 10 liter fresh and one 10 liter waste water canister each
- ⑦ Integrated gas box for a 2.8 -kg Campingaz gas bottle

Kitchen part pre-assembled with built-in technology and fastening material for Reimo floor rails. Without swivel unit, please order separately.

Overall dimensions: W 595 mm (tables folded down) x H 730 x D 450 mm (plus canister 75 mm)

Furniture decor:

Installation in direction of travel right high gloss white **11110** **2299,-**
 High gloss silver **11110S** **2229,-**
 Matte black **11110B** **2399,-**

Optional accessories:

Flex kitchen swivel unit for VW

For installation on the B-pillar on the passenger side (with suitable tools)

11114 **499,-**



Pivot system for passenger side optionally available.



MULTIFUNCTIONAL EASY KITCHEN

For station wagon Volkswagen T6.1/T6/T5, KR or LR and Mercedes Vito long



For installation behind the passenger seat in the Mercedes Vito. In combination with a Reimo sleeping bench V3000 the full bed length can be used.



Flexible kitchen part

- Removable kitchen section for installation behind the driver or passenger seat
- Outswiveling with optional swivel fitting
- With stainless steel sink and water system
- Convenient cooking outside the vehicle
- No odor nuisance in the interior
- Plenty of storage space, large drawer
- The kitchen block can stay at home in everyday use

Kitchen part for installation right/left behind driver's cab seats in VW T6.1/T6/T5 Kombi/Caravelle in combination with a Reimo sleeping bench V3000 (not suitable for Multivan and California Beach).

Various application possibilities:

- In the vehicle, fixed in Reimo floor rails
- Swiveled outward (optional)
- Separate for outdoor cooking or awning

Equipment:

- ① Stainless steel sink
- ② Pull out faucet with shower hose
- ③ Water system with submersible pump (connection to 12 V socket) and one 10 liter fresh and one 10 liter waste water canister each
- ④ 1 drawer for cutlery and dishes
- ⑤ 1 storage compartment for pots and dishes
- ⑥ Storage compartment for gas cartridge stove
- ⑦ 2 side folding tables 388 x 295 mm
- ⑧ 2 handles for easier lifting

Kitchen part pre-assembled with built-in technology, including fastening material for Reimo floor rails.

Overall dimensions: W 595 mm (tables folded down) x H 730 mm x D 450 mm (plus canister 76 mm)

Furniture decor: High gloss white

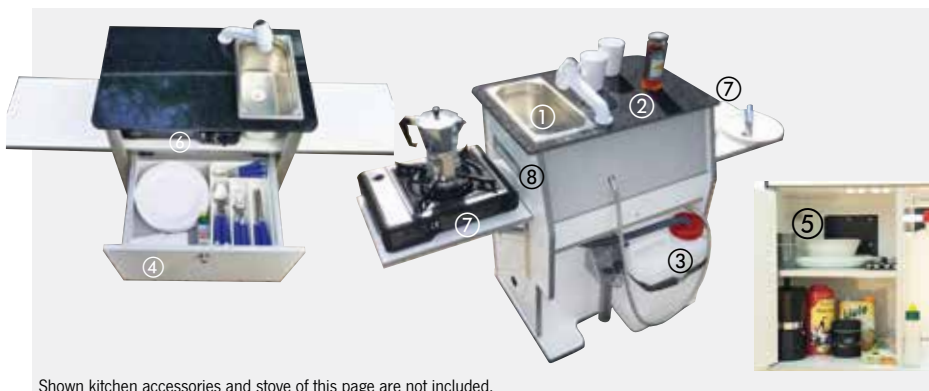
for mounting right **11112 1929,-**
for mounting left **11113 1999,-**

High gloss silver
for mounting right **11112S 1929,-**
for mounting left **11113S 1999,-**

Matte black
for mounting right **11112B 1999,-**
for mounting left **11113B 2099,-**

⑨ Suitable swivel unit for kitchen Easy

For installation on the B-pillar (with suitable tool)
for VW mounting right **11114 499,-**
for VW mounting left **11115 499,-**
for Mercedes Vito (only possible with Easy) **571112 499,-**



Shown kitchen accessories and stove of this page are not included.

MULTIFUNCTIONAL KITCHEN MODULES PANTRY

For Volkswagen T6.1/T6/T5, Renault, Opel, Fiat, Nissan



- With these multifunctional kitchen modules you can quickly and easily transform your VW Multivan, California Beach or Weekender into a practical and comfortable camper
- Complete basic camping equipment already integrated
- Noble furniture construction with distinctive rounded aluminum edges
- Mounting of the kitchen part in the original seat mounting rails
- Plenty of storage space, large drawer

Suitable for installation in the following vehicles:

- VW T6.1/T6//T5 Multivan & California Beach Kombi short or long wheelbase
- Reimo Weekender based on: VW T6.1/T6//T5 Renault Trafic Opel Vivaro B Kombi Fiat Talento Nissan NV300 from Bj. 7/2014

With complete camping basic equipment. 2x 12-liter canisters for fresh and waste water are located in the rear part of the kitchen section and are hidden by the backrest of the driver's cab seat.

Each pantry kitchen part is equipped with a drawer and a spacious storage compartment. A folding table can be mounted either on the right or left, so the kitchen parts can be used on the driver's or passenger's side.

Noble furniture construction with distinctive rounded aluminum edges in front. Mounting in the original aluminum mounting rails. The kitchen part fits exactly between the front edge of the bench seat (converted into a bed) and the front seats.

Dimensions: H73 x W65 x D48.5 cm. With sink, glass cover and technology. Installed ready for connection with 12 V plug. (weight ca. 35 kg).

Furniture decor:

- | | | |
|-----------------------|----------------|---------------|
| ① Anthracite metallic | 11100T | 1499,- |
| ② High gloss black | 11100TB | 1499,- |
| ③ High gloss white | 11100TW | 1499,- |
| ④ High gloss silver | 11100TS | 1499,- |



Cartridge stove Camp Bistro DLX With safety lock system and piezo ignition. Power: 2200 W, Dimensions: W37xD28xH12 cm, Weight: ca. 1,9kg

706474 69,99

XXXXXXXXXX





■ CONTENT ■

.....
CAMP 2 FOR VW CADDY 5 MAXI 32-33

CAMP FOR VW CADDY 4 MAXI 34-35

WEEKENDER 2 FOR VW CADDY 5 MAXI 36-37



WEEKENDER FOR VW CADDY 4 MAXI 38-39



ACTIVE FOR VW CADDY 40-41
.....

REIMO VAN-CONCEPT

REIMO MINICAMPER

The complete camping equipment for vacation and leisure in a minivan.
Despite camping equipment on board, you can use your vehicle to the full extent of everyday life.
Thus, nothing stands in the way of your individual use.



VW CADDY / FORD CONNECT - CAMP 2

Based on Volkswagen Caddy 5 Maxi (long wheelbase) Year of manufacture from and Ford Connect (long wheelbase) Year of manufacture from 2023 onwards



Mini camper with maxi benefit

- Full size camper with compact furniture line
- Living area with 3-4 seats and folding table
- Headroom in the living area with the sleeping roof up
- Full everyday suitability due to 5 standard seats and load variability

The elegant furniture line offers a full mini kitchen with high quality countertop, stainless steel sink and faucet with additional outdoor shower function. Including fresh and waste water supply, high-quality 39-liter compressor refrigerator and optional induction or gas cartridge stove (option).

For the overnight stay there is a bed available, which scores with a variable sleeping surface. Single bed with aisle: 195x70/87 cm, wide bed: 195x96/132 cm. It can be folded up, should you want to transport bicycles, for example. For even larger transport tasks, the left expansion part (bed + electrical corpus) can be removed in a few easy steps.



Driving and travel

- The 5 original seats with three-point belts remain fully intact.

Sleep

- Level, comfortable bed with comfort cushions.
Single bed with aisle: 195x70 cm
Wide bed: 195x96/132 cm

Living

- Entry through side sliding door
- 3-4 seats in the living area
- Full kitchen block
- Movable table
- Kitchen with stainless steel sink, 230 V induction stove, water tap with outdoor shower function, fresh and waste water supply, 39-liter compressor refrigerator

Loading and storage space

- Variable cargo space size due to fold-up bed and fold-down bench seat
- Optional storage box with plenty of space
- Large storage space in the rear of the vehicle
- Bed and carcass left side completely removable, e.g. for bicycle transport (dimensions max.: LxH 230x96 cm)

Onboard electrics (optional)

- 12 V system with 60 Ah secondary battery
- 230 V system incl. charger (optional)



Technical specifications

Sleeps on couchette: 1-2 Light bed
 Dimension LR: 195x96/132 cm
 Bench: Original VW
 Seats with three-point seat belts max.5

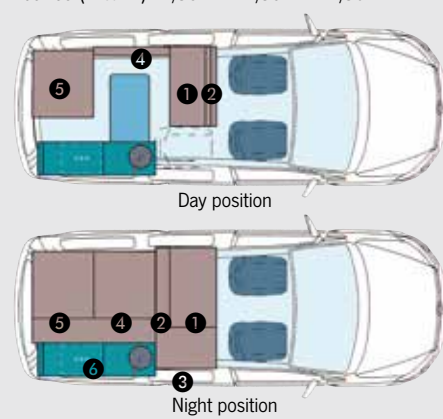
Living bench for 2 persons in the rear
 Kitchen unit with sink and folding shelf
 Fresh/Wastewater: 13/13 liters
 Compressor refrigerator CRF 40: ca. 39 liters
 Interior trim original VW Caddy
 Base plate in the rear of the vehicle to accommodate Furniture line and bed

Variable cargo space size due to fold-up bed and fold-down bench

Optional storage box with plenty of space e.g. for Porta Potti (in exchange for single seat in 2nd row). Series) 13507. Optional large storage box (in exchange for 2-seat bench) 13505.

Base vehicle:

Suitable for VW Caddy Maxi, Life, Style with VW fairing
 Absizes (LxWxH): 4,85 m x 1,85 m x 1,80 m



VanHeat 2.0-DH

Diesel parking heater Carbest VanHeat 2.0-DH 2 kW power, integrated altitude adjustment up to 5,000 m, type approval according to UN ECE R122, approval by the Federal Motor Transport Authority according to UN ECE R10, including LCD control panel, tank removal set and extensive installation material.

48182 649,-

Underfloor mounting kit for parking heater VanHeat 2.0-DH Diesel. The underfloor mounting kit is installed in the middle of the vehicle in conjunction with the parking heater VanHeat 2.0-DH Diesel between the sliding doors as well as wheel housings. Scope of delivery: Silencer, underfloor installation box, voltage transformer 12 V DC 1203 and mounting material.

14505 322,40

Petrol parking heater Webasto Air Top 2000 STC-B
480892 1291,-



Camp furniture line as a finished part

White high gloss furniture line with drawer and storage compartments, pre-assembled. Prepared for the installation of the compressor refrigerator, sink with canister, water system and technology.

14501 1590,-



Technical package installed in the above furniture line

The technical package consists of: 39-liter compressor refrigerator CRF 40, water system with 2x 13-liter water canisters for fresh and waste water, 230 V built-in socket, USB charging socket, neon signal light, 230 V induction hotplate

14501TE 2490,-



Camp bed with folding bench

High gloss white. Includes the following upholstery parts: ① ② ④ ⑤ ⑥ Upholstery: Titanium Black. Use only possible in conjunction with the Camp furniture line. Sleeping surface 195x96 cm.

14502 1390,-



Technology package partially installed in bed box 12 V and 230 V system, switch-mode charger 20 A, AGM battery with 60 Ah capacity, charge booster (WA 121525). CEE body socket, voltmeter, universal socket, 13 A circuit breaker with RCD, 230 V built-in socket, power socket up to max. 20 A, USB built-in socket, 50 A fuse holder (the CEE socket and the power connections must be installed in the vehicle)

14502TE 1390,-

Camp base plate, Decor Ticino
14500 169,-



Camp table system Including table base and table slide. Table top 70x44 cm, decor Pearl, Anthracite

14503 169,-



Dust box for portable toilet

The stowage box is used instead of the single seat on the passenger side. It offers space for the Porta Potti 335 Cube. Or for other utensils such as shoes, tools, etc. Tool-free exchangeable for removable single seat. (Toilet optional)
 Dimensions: L 63 x W 42.5 x 35 cm.

13507 429,-

Upholstered pad on table top or for above storage box

To widen the sleeping surface from the furniture line to 132 cm (upholstered part ③)

135070 159,-



Camp storage box (optional) for Caddy KR and Maxi from year of construction Sept. 2010. Is used instead of the original 2-seater bench seat under the folding bench seat with cushion from item no. 14502 without tools. Dimensions: L 51 x W 85 x 33 cm.

13505 539,-

VW CADDY MAXI - CAMP

Based on Volkswagen Caddy 3/4 Maxi (long wheelbase) from 8/2008 to 8/2020

Mini camper with complete equipment

- Full 5-seater despite built-in furniture line
- With complete camping equipment for vacation and everyday life
- Generous storage space

The perfect companion on vacation and in everyday life. Despite camping equipment, the Camp can be used as a full 5-seater in everyday life and offers extremely generous storage space. At the same time, the camping equipment remains on board without interfering with everyday use.

With a compact overall height of only about 1.96 m with the sleeping roof mounted (option), it fits into almost all parking garages and is allowed inside where other camping buses have to "stay outside". Visit dreamlike campsites with your camp and enjoy your vacation with the whole family with the sleeping roof folded up (optional).



Driving and travel

- The 5 original Caddy seats with three-point seat belts remain fully intact.

Sleep

- Level, comfortable bed with comfort cushions and spacious sleeping areas. Single bed with aisle: 200x70 cm or wide bed without aisle: 200x113/132 cm

Living

- Entry through side sliding door
- Living bench for 2 persons + 3. Rear seat
- Kitchen block with sink, water system, stove, 18-liter compressor cooler and folding tray
- Movable table

Loading and storage space

- Variable cargo space size due to fold-up bed and fold-down bench. Loading space max.: 230x113 cm
- Optional storage box with plenty of space
- Large storage space in the rear of the vehicle. Conveniently holds all the vacation luggage



Technical specifications

| | |
|-------------------------------|--------------------|
| Sleeps on bed surface: | 2 |
| light Bed size LR: | 200 x 113 / 132 cm |
| Bench: | Original VW |
| Seats with three-point belts: | 5 |

Living bench for 2 persons in the rear
Kitchen block with sink

| | |
|---------------------------|---------------|
| Fresh/waste water: | 2 x 13 liters |
| CoolFreeze CDF 18 cooler: | ca. 18 liters |

Interior trim original VW Caddy
Base plate in the rear of the vehicle to accommodate

Furniture unit, storage box and bed/folding seat bench

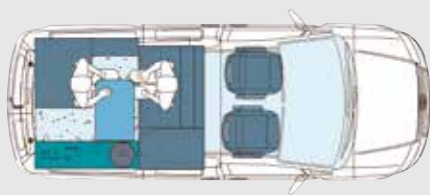
Variable cargo space size due to fold-up bed and fold-down bench seat

Optional storage box with plenty of space e.g. for Porta Potti (original rear seat is then removed)

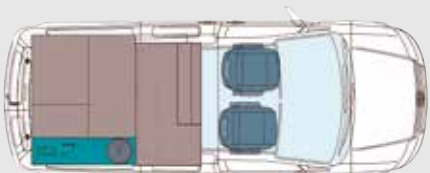
Original Caddy 12 V system with interior lighting
2. Battery 60 Ah

Base vehicle:

Suitable for VW Caddy 3/4 Maxi Trendline, Comfortline and Highline with original plastic trim.



Day position **135070**



Night position **135070**



Camp furniture line High Gloss White Including mounted technology, consisting of: 12 V system with 60 Ah Green Power battery, Reimo safety panel 714; LED line light Mini 12 V, canister water system with 2x 13 liters, stainless steel sink round, cooler CoolFreeze CDF 18. For Caddy Maxi station wagon without molded headliner

13501T 4360,-

For Caddy Maxi estate Trendline, Comfortline and Highline with molded headlining

135011T 4115,-

230 volt system mounted in furniture line

Carbest switch-mode charger 10 A, circuit breaker 13 A with FI, signal lamp 230 V. 230 V built-in socket with frame. With CEE socket including cable for laying and connection in the vehicle (self-installation).

135011TE 549,-



Camp bed with folding bench High gloss white. Includes 5 upholstered parts for bed and folding bench. (Please order cushion for table top/Porta Potti box art. no.: 135070 separately). Upholstery: Titanium Black. Use only possible in conjunction with the Camp furniture line. Sleeping surface 200x113 cm.

13502 1399,-

Camp bottom panel, Decor ship bottom

13500 259,-



Camp storage box (optional) for Caddy KR and Maxi LR from year of construction Sept. 2010. Can be used for expansion Camp and Active. Tool-free exchangeable against removable original 2-seater bench in 2. Row of seats. Additional storage volume 115 liters. Can be used with and without expansion. Dimensions: L 51 x W 85 x 33 cm.

13505 539,-



Dust box for portable toilet

The stowage box is used instead of the single seat on the passenger side. It offers space for the Porta Potti 335 Cube (optional). Or for other utensils such as shoes, tools, etc. Tool-less exchangeable against removable single seat. Dimensions: L 63 x W 42.5 x 35 cm.

13507 429,-

Porta Potti 335 Cube **660102 189,-**

Cushion pad

For table top or for storage box 13507. To widen the sleeping area from the furniture line to 132 cm.

135070 159,-



Camp table system Table top: 70x44 cm. incl. table base + table glides decor Pearl, Anthracite
14503 169,-



Installation box white for parking heater VanHeat 2.0-DH, as a finished part.

13506 269,-



VanHeat 2.0-DH

Diesel parking heater Carbest VanHeat 2.0-DH 2 kW power, integrated altitude adjustment up to 5,000 m, type approval according to UN ECE R122, approval by the Federal Motor Transport Authority according to UN ECE R10, including LCD control panel, tank removal set and extensive installation material.

48182 649,-



230 V induction cooker

70443 57,95

VW CADDY / FORD CONNECT - WEEKENDER 2

Based on Volkswagen Caddy 5 Maxi (long wheelbase) from 5/2020
or Ford Connect (long wheelbase) from 2023



Mini camper to retrofit yourself.

- Ingeniously compact kitchen box with sink, water system, gas stove and space for optional compressor cooler
- No modifications need to be made to the vehicle for installation
- Fits every Caddy 5 Maxi (LR) from 05.2020 and Ford Connect (LR) from 2023
- Comfortable living situation for 3 to 4 people
- Two sleeping options: Can be used with single bed or double bed
- Optionally with sleeping roof



Seating group and living area With the folding bench and seating opposite, this makes a cozy 2-4 person seating area. Entry through the sliding door is possible on the right or left side possible. Standing height is achieved with the optional sleeping roof. The hook-in table serves as a padding base when building the bed.



The new "Weekender 2" extension is modular and can be retrofitted to any Caddy 5 Maxi 5-seater and Ford Tourneo Connect 3 long wheelbase without modification to the vehicle. The large bed area is highly variable: either as a single bed with a lying surface of 195 x 70/87 cm, then there is still space next to it for e.g. the bicycle. Or additionally with large kitchen box incl. cushion (14601), which increases the bed area to 195 x 116/132 cm. The kitchen box includes a water system including a folding sink, a gas cartridge stove and space for an optional compressor cooler.

This equipment can be pulled out of the tailgate opening in a pull-out to the rear and is convenient to operate from inside and outside.

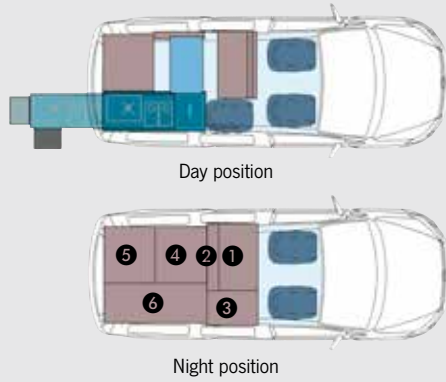
The table also makes it possible to configure a cozy living situation with 3-4 seats. Furniture modules and bench seat are removable for transporting large luggage. A loading volume of ca. 2.5 m³ is then available.

Technical specifications

Sleeps on couchette: 2 Light bed size LR:Single bed:
 195x70/87 cm Double bed:
 195x116/132 cm Bench: Original VW
 Seats with three-point seat belts: max. 5
 Living bench for 2 persons in the rear
 Kitchen unit with folding sink
 Fresh/waste water 10/10 liters
 Compressor cooler ca. 10 L
 Interior trim original VW Caddy
 Base plate in the rear of the vehicle to accommodate
 Bed carcass and kitchen unit
 Variable cargo space size due to fold-up bed and bench seat
 Optional large storage box to exchange for original back seat
 Optional storage box for mobile camping toilet Porta Potti 335 Cube in exchange for single bed
 Vehicle Electrics:
 Original Caddy 12 V system with interior lighting,
 2. Battery system optional

Base vehicle:

Suitable for VW Caddy Maxi, Life, Style with original plastic trim.
 Absizes (LxWxH): 4,85 m x 1,85 m x 1,80 m



Technical package partially installed in bed box
 12V and 230V system, switch-mode charger 20A, AGM battery with 60Ah power, charge booster (WA 121525). CEE surface-mounted socket, voltmeter, universal socket, 13A circuit breaker with RCD, 230V built-in socket, power socket up to max. 20A, USB built-in socket, 50A fuse holder. (The CEE sockets and power connections to the booster must be installed in the vehicle)

14502TE 1390,-



Bed with folding bench seat

The single bed consists of a left folding part and the folding bench seat, which is positioned on the VW 2 seat. Sleeping surface of the single bed: 195x70/87 cm. Next to it remains a lot of space, for example, for sports equipment. The single bed can be extended to a double bed by the kitchen box. The cushion on the kitchen box increases the sleeping area to 195x116 cm or 132 cm with the cushion in front. All parts can remain installed even with 5 people on board. Includes the following upholstery parts: **1 2 4 5**

14602 1499,-



Kitchen box The kitchen box is extendable over the rear of the vehicle. This allows convenient cooking outside the vehicle. The kitchen box is equipped with two 10-liter canisters, a gas cartridge stove and a folding sink. A cooler can optionally be placed in the front, fixed area of the kitchen box. The kitchen box extends the sleeping width of the bed to the entire interior width (195x116 cm). Includes the following upholstery part: **6**

14601 1590,-

Weekender bottom panel, Décor Ticino

14500 169,-



Camp table system The table top is stowed on the back of the single seat where it serves as a bed rest. Incl. Table base and table slides. Table top: 70x44 cm, Pearl decor, anthracite.

14503 169,-



Camp storage box (optional) for Caddy kR and Maxi IR from year of construction Sept. 2010. Is used instead of the original 2-seater bench seat under the folding bench seat with cushion from item no. 14502 without tools. Dimensions: L 51 x W 85 x 33 cm.

13505 539,-



Dust box for portable toilet

The storage box is used instead of the single seat on the passenger side. It offers space for the Porta Potti 335 Cube. Or for other utensils such as shoes, tools, etc. Tool-free exchangeable for removable single seat. (Toilet optional)

Dimensions: L 63 x W 42.5 x 35 cm.

13507 429,-

Cushion pad for above storage box/table

Needed on the table top or for the double bed. Can be used in combination with the storage box 13507, alternatively with the table system (if storage box is not available). To widen the sleeping area in front of the kitchen box to 132 cm. Upholstery part: **3**

135070 159,-



Compressor cooler Cool`N`Heat for kitchen box

The 10 l compressor cooler with 2 functions: Cooling and heating. Operation via LCD touch display. With sturdy handle and 12/24V connection cable. Weight ca. 8 kg.

713545 425,-

Porta Potti 335 Cube **660102 189,-**

REIMO WEEKENDER - VW CADDY

Based on Volkswagen Caddy 3/4 Maxi long wheelbase, from 8/2008 to 8/2020

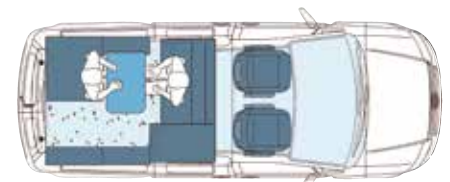


Nimble. Compact. Flexible.

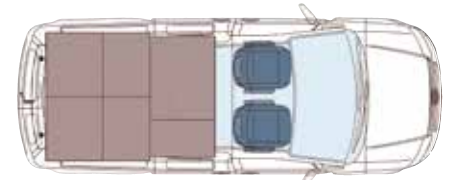
The VW Caddy Weekender adapts perfectly to your needs. In everyday use, it is a full 5-seater. At weekends or on vacation, the flat XXL double bed can be used. This can also be configured as a single bed on one side. The bed can be folded up on both sides for maximum loading volume (e.g. for bicycles). Optionally, you can get a 12 V system with interior lighting. Further equipment options, such as a sleeping roof (cannot be installed yourself) for more sleeping space and headroom, give you a lot of design freedom!

- Mini camper with variable camping equipment
- For VW Caddy Maxi LR from 8/2008 - 8/2020
- Small and maneuverable - ideal for city traffic
- Two sleep options:
 - Musable with single bed or double bed
- Optionally with sleeping roof
- Cozy 2 - 4 person seating area with table
- Porta Potti accommodation
- High sleeping comfort thanks to flat sleeping surface
- All 5 original driving seats remain





Long, day position



Long, night position



Sleep

The fold-up, comfortable rear bed for the VW Caddy Maxi LR (Bj. 8/2010 - 8/2020) goes across the entire interior width of the vehicle. It offers a sleeping surface as a single bed of about 200x70 cm and as a double bed of about 200x145 cm. The 2-person bed area can be divided in the middle. Used as a single bed, there is still plenty of space next to it, e.g. for sports equipment. The fold-up bed can remain installed for everyday use, even for larger transport tasks or with 5 people on board.

Rear bed with folding bench seat, incl. 7-piece upholstery set
13602 2399,-

Living

With the folding bench and seating opposite, it makes a cozy 2-4 person seating area.

Entry through the sliding door is possible on the right or left. Standing height is achieved with the optional sleeping roof. For high flexibility, a table top can be mounted either on the right or left side.

Table system incl. table base and table slide rails. Table top ca. 70 x 44 cm, decor Pearl, color anthracite.

13503 249,-

Base plate 13500 259,-

Loading and storage space

The bed folds up on both sides to create maximum cargo volume (bicycle, etc.), also remains a storage space under the bed level. Max. Rear storage space with equipment installed: ca. 2.4 m³

Optionally available:

- Large stowage box to replace VW 2 bench for more storage space of 115 liters. Dimensions: ca. L 51 x W 85 x 33 cm

13505 539,-

- Box for Porta Potti 335 Cube camping toilet to replace VW single seat behind passenger. Dimensions: L 63 x W 42 x 35 cm

Dust box for portable toilet

13507 429,-

Porta Potti 335 Cube

660102 189,-

Onboard technology

Standard with original Caddy 12 V system and interior lighting

Optionally available:

- 230 volt system mounted** Carbest switch-mode charger 15 A, circuit breaker 13 A with FI, signal lamp 230 V. 230 V built-in socket with frame. With CEE socket including cable for laying and connection in the vehicle (self-installation).

135011TE 549,-

- Diesel parking heater Carbest VanHeat 2.0-DH** 2 kW power, integrated altitude adjustment up to 5,000 m, type approval according to UN ECE R122, approval by the German Federal Motor Transport Authority according to UN ECE R10, including LCD control panel, tank extraction set and extensive installation material.

48182 649,-

REIMO ACTIVE - VW CADDY & OTHER HIGH ROOF STATION WAGONS

Based on VW Caddy 3/4 Life / Trendline / Comfortline / Highline / Maxi



Minicamper De Luxe.

- Compact camping equipment
- Extendable kitchen module
- Slatted bed for 2 persons
- Removable dust box
- Sitting in the rear of the vehicle

The Active camping equipment - the perfect camping equipment for recreational and everyday vehicles. Consisting of 4 modules: base plate, collapsible bed, kitchen box with 1 stainless steel sink and Water system (12 l fresh water / 5 l waste water), shower head with hose, compartment for stove as well as storage compartment for cookware and cutlery. Dust box with 60 l volume.



Extendable kitchen module for use in or in front of the vehicle. The removable cushion pad quickly transforms the kitchen module into a comfortable seat box. The 60-liter storage box incl. seat cushion (opposite the kitchen box) is accessible from above and from the side. It can also be used outdoors as a seat.

Compact and functional

The compact extension with camping equipment. Ideal for your everyday vehicle.

Sitting in the rear of the vehicle

The upholstered cushions transform the kitchen module and the storage box into seats

Storage space in front of the bench

Even with the bed set up, there is still storage space available in front of the bench.



Technical specifications

Sleeps on sleeping/seating bench: 2
 Light bed measure: 195 x120/130 cm
 bench: Original VW
 Seats with three-point seat belts: 5
 Cooling unit: Space for cooler in the
 trunk furniture construction: Poplar plywood
 with HPL laminate fresh water / waste water:
 1x 12 l/1x 5 l
 Storage space between kitchen box and storage box:
 ca. 80 x 35 x 43 cm

Payload example:

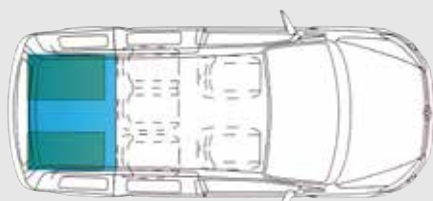
Basic vehicle VW Caddy KR Trendline, engine:
 1.2 l petrol

Total permissible mass:

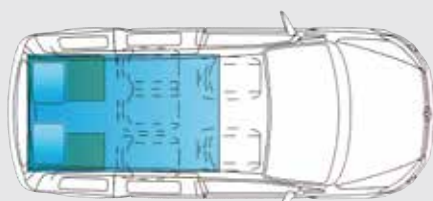
2165 kg
 Payload: ca. 715 kg

Base vehicle:

VW Caddy (short wheelbase, without sleeping
 roof) or VW Caddy Maxi (long wheelbase,
 sleeping roof optional)



Day position



Night position



More info
 to the vehicle



Active equipment is also available
 for Citroën Berlingo II Multispace,
 Peugeot Partner II Tepee, Renault
 Kangoo II, Mercedes Citan and
 Ford Tourneo Connect KR. All
 information available from your
 dealer or at www.reimo.com



Active base plate

For vehicles from Bj. 10/2003.
 Mandatory for the installation of all modules
 Assembly without tools. Decor Granitto.

| | | |
|------------------------|---------------|--------------|
| Short wheelbase | 13204 | 349,- |
| Long wheelbase | 132040 | 309,- |



Active bed caddy with cushion

Including anodized aluminum tube frame and

Cushion set, gray. Sleeping surface 195x
 120/130 cm

| | | |
|------------------------|---------------|---------------|
| Short wheelbase | 13205 | 1429,- |
| Long wheelbase | 132050 | 1549,- |



Kitchen box including water system

Assembly without tools, dimensions 77 x 42 x
 41.5 cm decor white / olive.

| | |
|--------------|---------------|
| 13206 | 1699,- |
|--------------|---------------|



Seat / dust box 60 l

For all Reimo Minicamper short and long
 wheelbase. Assembly without tools, dimensions
 77 x 28 x 41.5 cm Decor Whitewhite/Olive.

| | |
|--------------|---------------|
| 13207 | 1050,- |
|--------------|---------------|



Portable camping toilet Porta Potti 335

Suitable for the rear storage space between the
 furniture line. High quality plastic for maximum
 hygiene.

| | |
|---------------|--------------|
| 660102 | 189,- |
|---------------|--------------|



Thermal mats 3-piece, for the driver's cab, from
 year of manufacture 2004

| | |
|--------------|--------------|
| 37226 | 59,95 |
|--------------|--------------|

Thermal mats 8-piece, Complete set, from year
 of construction 2004

| | |
|--------------|---------------|
| 37227 | 157,95 |
|--------------|---------------|



Cooler box CC 8L Cooling capacity: -15°C to
 20°C

Dimensions W x T x H: ca. 190x 538 x 390 mm
 Weight: ca. 8.6 kg. Connection: 12/24 V Power
 consumption ca. 35 watts

| | |
|---------------|--------------|
| 713543 | 349,- |
|---------------|--------------|



Mobile shower with 20-l wide-neck canister incl.
 submersible pump.

| | |
|--------------|--------------|
| 64132 | 78,95 |
|--------------|--------------|

REIMO VAN-CONCEPT

VOLKSWAGEN CAMPING BUS






Camping bus equipment for Volkswagen models - stylish & elegant.

Discover the complete Reimo Van-Concept interior range for T7/T6.1/T6/T5. From the functional furnishings to the exclusive kitchenette to the classic camper conversion for VW T3.






■ CONTENT ■

BASE VW T7/T6.1/T6/T5

| | |
|---|-------|
|  FREEVAN | 44-45 |
| TRIOSTYLE | 46-49 |
|  SPORTCAMPER | 50-53 |
|  TRAVELSTYLE | 54-57 |
| CITYVAN | 58-61 |
| WEEKENDER PLUS | 62-65 |
| WEEKENDER | 66-67 |
|  MULTIFUNCTIONAL KITCHEN PARTS | 68-69 |
|  BIKE`N`SURF | 70-71 |

BASIS VW T3

| | |
|---|----|
|  FLORIDA | 72 |
|  SPEEDY..... | 73 |
|  JOLLY | 74 |



REIMO FREEVAN - VW T7

Based on Volkswagen T7 Multivan, length L2



Camping freedom experienced

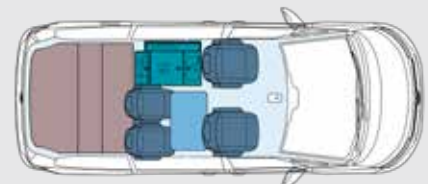
- Removable kitchen unit with water system and compressor cooler
- Table system can be used inside the vehicle and with optional three-legged frame also outside the vehicle
- Large comfort bed for high sleeping comfort
- Seat/sleeper bench with integrated seat belts and headrests
- Maximum 7 seats (with extended camping equipment)



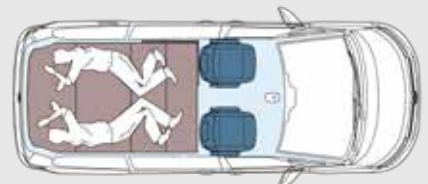
Technical specifications

Vehicle dimensions: LxWxH: 517x190x197 cm
Sleeps on comfort bed: 2
Light bed measure: 210x137 cm single seats: max. 7
Seats with three-point seat belts (with camping equipment installed): 4
seats with three-point seat belts (with camping equipment removed): 7
Stove: 1 Flame Gas Cartridge Stove
Cooling unit: Compressor cooler (37 l)*
Furniture construction: Poplar plywood Pearl, Black Metallic
Fresh water / waste water: 1x 12-liter canister / 1x 12-liter canister*

*Included in the technology package



Day position



Night position



Furniture decor Pearl



The comfort bed with slatted frame and a sleeping surface of 210x137 cm offers the highest sleeping comfort on the road, kitchen module must be ordered.
The storage space under the bed offers plenty of room for all the vacation luggage.






Comfort bed for VW T7 The bed is mounted in the original VW T7 floor rail. The rear seats must be removed when installing the bed. Individual seats in the sliding door area remain in the vehicle and are folded down to build the bed. The front part of the bed extends over the single seats and is supported by 2 folding feet. The mattress rests on the pull-out part as well as on the kitchen module standing next to it. Sleeping surface: 210x137 cm. Scope of delivery: bed construction with slatted frame and comfort mattress as well as mounting adapters for the original VW T7 floor rails.

11706

1269,-



Kitchen module as a prefabricated part including mounted technology The cooler module is mounted in the original VW T7 floor rails and can be removed again with a few simple steps. The kitchen module is equipped with Vittrifigo top-loading compressor cooler TL 37L with a volume of 37 liters. The cooler can be conveniently operated from the top. The built-in water system consists of 1x 12 l fresh water and 1x 12 l waste water canister, a sink and a pull-out faucet with shower hose. An additional storage compartment offers space for a gas cartridge stove. Height: 585 mm. Furniture decor: Pearl

11705

2490,-



Cartridge stove Camp Bistro DLX With safety lock system and piezo ignition. Power: 2200 W, dimensions: W37xD28xH12 cm, weight: ca. 1.9 kg.

706474

69,99



Single-leg table system The table stands on a single table column. The floor mount is fixed in the original vehicle rails. Outside the vehicle, the table can be used as a camping table with an optional tripod. Table top: 75x40 cm, decor: Pearl.

11707

199,-



Tripod for above table system Tripod for the table top. Allows the table to be placed and used outside the vehicle.

57164

75,90



Curtain set, 8 pieces 8 curtains for complete blackout. Fastening in the living area by means of magnetic fastener, the cab curtain is attached with snaps.

372273

159,-



Multifunction LithPowerUnit 48 32 Ah LiFePO4 battery. Rechargeable via 230 V, 12 V or solar. Wide range of connection options for current draw for various end users. Integrated sine wave inverter, MPPT solar charge controller and battery management system. Dimensions: LxWxH 325x198x185 mm, Weight: ca. 8 kg.

814135

639,-

REIMO TRIOSTYLE - VW T6.1/T6/T5

Based on Volkswagen Transporter T6.1/T6/T5 station wagon, short wheelbase



5 stars on wheels.

- Exclusive fully equipped furniture unit with kitchen part, 39 l compressor refrigerator, closet and storage compartments
- Sliding and tool-free removable 3-person bench seat, equipped as standard with 3 three-point harnesses and 2 Isofix holders
- Top sleeping comfort due to flat lying surface of ca. 205 x 131 cm
- Up to 7 luxurious seats with additional, retrofittable pilot seats
- Maximum flexibility due to variable living and storage space layout





Exclusive equipment.

The Reimo TrioStyle with exclusive camping full equipment embodies vacation travel and camping living comfort at the highest level.

The noble furniture line with full equipment leaves nothing to be desired even on longer trips. The comfort-mobile TrioStyle is in everyday life and work a large-capacity sedan with plenty of freedom of movement for 5-7 passengers (all seats with three-point seat belts) and ample storage space in the rear. Under the folded down rear cushion results in a storage height of a generous 46 cm.

In its free time, it transforms into an exclusive camping mobile with 2-4 full sleeping berths (sleeping roof optional).

For further equipment and options, please contact your specialist dealer. Find equipment for the long wheelbase. Her at: www.reimo.com. Fig. partly show optional equipment that is not included in the scope of delivery.



REIMO TRIOSTYLE - VW T6.1/T6/T5

Based on Volkswagen Transporter T6.1/T6/T5 station wagon, short wheelbase

Travel without compromise.

The exclusive kitchenette offers storage space for a 39 liter compressor refrigerator (Dometic CRP40) and a storage compartment with elegant roll-up door for a Porta Potti 335 camping toilet.

The installation of 2 sockets is provided on the cabinet side wall (1x 12 V, 1x 230 V). The same position is also used for mounting the control panel of an optional Truma ECO gas heater made. 2x 5 kg gas bottles find their safe place in the rear of the vehicle.



A clever expansion highlight is the storage flap, which is integrated into the underside of the bed.

It allows quick access to travel utensils and the luggage in the trunk from the vehicle interior, when the bench seat is converted into a sleeping bench.

This means you don't necessarily have to leave the vehicle, especially handy in bad weather.

Technical specifications

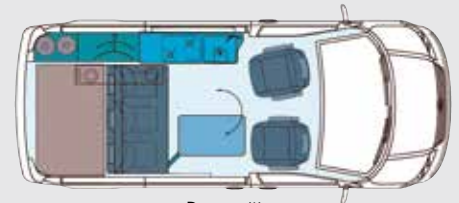
TrioStyle short wheelbase:

Sleeps on sleeping/seating bench: 2
Sleeping berths with optional sleeping roof: 4
Light bed measure: 205 x 131 cm dimension
roof bed: 200 x 120 cm sleeping/sitting bench:
Variotech® 3000
Seats with three-point seat belts: 5
Stove: 2-burner gas stove*
Cooling unit: Compressor refrigerator Dometic
CRP 40 (ca. 39 l)* Gas capacity: Space for 2x 5
kg gas bottle furniture construction: Poplar
plywood with HPL laminate

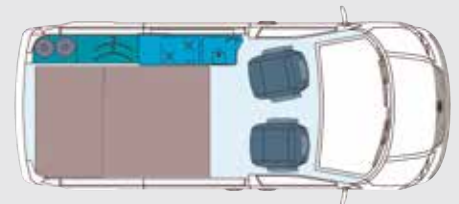
Fresh water / waste water:
2x 12-liter or 49-liter fresh water tank / 27 l*
Tall cabinet: 117 x 126 x 33 cm
Overhead cabinet: 97 x 36 x 9 cm / ca. 32 l
Rear storage space
- with / without bench: 2600 l / 4300 l
- under bed extension: WxHxD 112x40x63 cm
- under the bench: 75x28x43 cm / 90 l

*Included in the technology package

Total permissible mass: 3000 kg
payload without sleeping roof: ca. 640 kg
payload with sleeping roof: ca. 580 kg



Day position



Night position



For further equipment and options, please contact your specialist dealer. Equipment for the long wheelbase can be found at: www.reimo.com. Fig. partly show optional equipment that is not included in the scope of delivery.



Sleeping/seating bench Variotech® 3000

Three-seater, Gr. 10 Total width: 1205 mm, cushion width: 1150 mm, sleeping surface: 2050x1310 mm. 3 integrated retractable head restraints, 3 seat belts, Isofix attachment points for a maximum of 2 child seats (middle seat not usable when using a child seat), foldable (storage space height under rear cushion: 46 cm), 1 side panel. Ready upholstered incl. rear cushion. Bench sliding and removable. Rail spacing 651 mm. Fabric design: Classic gray, 2-tone.

5040000 4340,-

Grizzly" glide bar set For Variotech® 3000 KR

58200 419,-

Fastening set For slide rail set "Grizzly" for short wheelbase. For fastening the slide rails to the vehicle floor. Rail spacing 651 mm.

58204 219,-



Drawer optionally available

Provides additional storage space for e.g. shoes, cables or on-board tools. The drawer can be removed for loading long parts. Dimensions WxHxD: ca. 49,5x17x69,5 cm. Décor: Basalt

5040090 679,-

Front panel optionally available

Mounting is made on the bench instead of a drawer. The front panel is removable and therefore offers a through-loading option for e.g. surfboard or skis up to a maximum length of 2.4 m. (Loading dimensions under the bench: WxH ca. 60x31 cm. Décor: Basalt

5040080 249,-



Base plate 3-piece .

made of waterproof chipboard with PVC covering. For original VW door sill. Rail spacing 651 mm Décor: ship's bottom

1053822 439,-

X-Trem insulator, 18 mm thickness.

Extremely heat insulating and very light insulation. Needed under the base plate. Supplied as panels with 2 x 1 m. (2x for KR)

50009 29,20



Furniture line as a finished part without technology package

For VW T6.1/T6/T5 short wheelbase. Generous Furniture part incl. tall cabinet with sliding door, linen compartment, storage compartment for 2x 5 kg gas bottles. 2 drawers. A roller blind-cabinet offers plenty of space (e.g. for the Porta-Potti Qube 335 chemical toilet, 660102). Furniture line without technology, appliances and installation. Dimensions WxD ca. 236x35 cm. Décor: Apple laminate.

18050 3699,-



Truma gas heater VarioHeat eco Built in furniture unit, incl. fireplace. The opening for the chimney as well as the chimney still have to be attached to the vehicle.

720304E 2529,-



Table decor mandarin

Table system with swivel table frame with bracket for mounting on the front panel of the bench. Table top in laminate, dimensions ca. 85 x 47 cm. Decor mandarin, table edge silver.

18052 339,-



Suspended roof cabinet for EasyFit sleeping roof with slatted bed As a prefabricated part above rear bench seat for additional storage space. Cabinet pre-assembled. For short or long wheelbase with decor: apple laminate.

180541L 439,-



Portable camping toilet Porta Potti 335

Suitable for furniture line. High quality plastic for maximum hygiene.

660102 189,-



Technology package-in above furniture line installed

The technical package includes: Sink-cooker combination with glass cover, 2x 12-l fresh water canisters, 27-l waste water canisters, water tap, submersible pump 18 l and hoses, compressor refrigerator (Dometic CRP 40, ca. 39 l), gas system prepared for 2x 5 kg gas bottle. 12 V/230 V system with Reimo fuse panel 714, Carbest switch-mode charger 15 A, circuit breaker 13 A with FI, CEE input socket and connection parts. 24 LED aluminum line light in kitchen part.

191005E 3999,-

REIMO SPORTCAMPER - VW T6.1/T6/T5

Based on Volkswagen Transporter T6.1/T6/T5 station wagon, short wheelbase



Vehicle video
view

The sporty classic in a modern guise

- The classic camping equipment in a shapely look with space for a large 45-liter compressor refrigerator incl. ice compartment
- Fixed 3-person bench seat with 2 IsoFix holders and retractable headrests
- Double bed with level lying surface, sleeping width 190 x 131 cm
- Fully suitable as an everyday vehicle





The youthful leisure type

Reimo SportCamper -
The classic camper with modern and functional interior.

Equipped with the Variotech® 3100 3-person comfort sleeper bench, large furniture unit with kitchen section, closet, storage compartments and swivel table, the SportCamper already offers all the requirements for the perfect camping vacation in the basic version.

With its 5 seats it offers enough even for the whole family
Space for travel and camping vacations.



For further equipment and options, please contact your specialist dealer. Find equipment for the long wheelbase
Here at: www.reimo.com. Fig. partly show optional equipment that is not included in the scope of delivery.

REIMO SPORTCAMPER - VW T6.1/T6/T5

Based on Volkswagen Transporter T6.1/T6/T5 station wagon, short wheelbase



A lot of camper for little money.

The kitchen part with high-quality, resistant laminate surface offers particularly large work surface. The kitchen is prepared for sink and 2-burner stove.
The large closet can store plenty of vacation luggage.

The furniture line is completed by the included swivel table system and a gas bottle storage box in the rear, which is already prepared to hold 2x 5 kg gas bottles.



The storage space in the kitchen block is perfect for holding the optional portable toilet (Porta Potti 335).

The smart cutlery drawer with sliding shelf can be used as additional storage space.

In the large closet with retractable door, the table base is stored to save space.

With a few simple steps, the bench becomes a double bed. The flat sleeping surface without seams and straps ensures the highest sleeping comfort on the road.



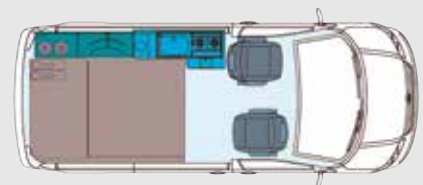
Technical specifications SportCamper short wheelbase:

| | |
|--|--|
| Sleeps on sleeping/seating bench: | 2 |
| Sleeping berths with optional sleeping roof: | 4 |
| Light bed measure: | 190 x 131 cm |
| Dimension roof bed: | 200 x 120cm sleeping/sitting bench: |
| | Variotech® 3100 |
| Seats with three-point seat belts: | 5 |
| | Isobox bracket for 2 seats |
| Stove: | 2-burner gas stove* |
| Refrigerator: | 46-l compressor refrigerator* Gas capacity: space for 2x 5 kg gas bottle |
| Furniture construction: | Poplar plywood with HPL laminate |
| Fresh water / waste water: | 2x 12 l / 1 x 16 l tall cabinet: |
| | 117 x 126 x 33 cm |
| Overhead cabinet: | 97x36 x9 cm / ca. 32 l |
| Storage space | |
| - in the area of the sliding door: | 2000 l |
| - under bed extension: | WxHxD 67x40x73 cm |
| - under the bench: | 67x30x50 cm / 100 l |
| | *Included in the technology package |

| | |
|--------------------------------|------------|
| Total permissible mass: | 3000 kg |
| payload without sleeping roof: | ca. 640 kg |
| payload with sleeping roof: | ca. 580 kg |



Day position



Night position

For further equipment and options, please contact your specialist dealer. Equipment for the long wheelbase can be found at: www.reimo.com. Fig. partly show optional equipment that is not included in the scope of delivery.



Sleeping/seating bench Variotech® 3100 rigid

Three-seater, total width: 1205 mm, cushion width: 1150 mm, sleeping surface: 1900x1310 mm. 3 integrated retractable headrests, 3 seat belts (size 10). For maximum 2 child seats (middle seat not usable when using a child seat). Fold-up Rear cushion (storage height under rear cushion: 46 cm), side panel. Ready upholstered incl. rear cushion sleeping/seating bench not removable. Table system included in the scope of delivery of the furniture line. Fabric design: Classic gray, 2-color.

5040600 3890,-

Mounting material bench:

| | | |
|--------------|---------------|--------------|
| Beam 1 | 582081 | 32,95 |
| Beam 2 | 582082 | 44,95 |
| Beam 4 | 582084 | 289,- |
| Mounting kit | 58208 | 89,90 |



Drawer, mounted

Provides additional storage space for e.g. shoes, cables or on-board tools. The drawer can be removed for loading long parts. Dimensions WxHxT: 49.5x17x69.5 cm. Décor: Basalt

5040690 549,-



Front panel, mounted

Mounting is made on the bench instead of a drawer. The front panel is removable and therefore offers a through-loading option for e.g. surfboard or skis up to a length of max. 2.4 m. Loading dimensions in the middle under the bench: WxH ca. 60x31 cm. Décor: Basalt

5040680 259,-

Base plate 1-piece .

made of waterproof chipboard with PVC covering. For original VW door sill. Décor: ship's bottom.

1053812 379,-



Fig. shows decor granitto

Furniture line as finished part without technology package including swivel table system

Bestisting of: Clothes/linen closet with retractable door, additional linen and storage compartments in the rear area. In the gas box is space for 2x 5 kg gas bottles. Kitchen part with space for 2-burner stove and Stainless steel sink. Plenty of space in storage compartments and drawer, space for refrigerator. Swivel table system with attachment to the bench, compartment for Porta Potti Qube 335 (660102). Cutouts for laying gas, water and electric. Robust worktop in HPL laminate. Furniture line available in decor apple laminate with edges in silver or decor granitto. Swivel table system with bracket for mounting on the front panel of the bench included. Table top (ca. 80x 47 cm) decor Pearl.

104900 as finished part, decor apple 2290,-

104904 as finished part, decor granitto 1999,-



Technology package, kit (not in the above furniture line installed)

The SportCamper technical package for self-installation includes: Water system with 2x 12 l fresh water canister and 1x 16 l waste water canister. Faucet, submersible pump 16 l and stainless steel sink. Gas system with 2-burner hob, gas regulator, hose, gas pipe and small parts.

10496T as kit 629,-



We recommend the following heating system:

Carbest VanHeat 2.0-DH Diesel parking heater for mounting under the passenger seat, power 2 kW, incl. height kit up to 5.000 m and control panel. With extensive mounting material. Type approval according to UN ECE R122, approval by the Federal Motor Transport Authority according to UN ECE R10.

48182 649,-



Compressor refrigerator CV50L High quality

Compressor refrigerator with 46 l volume incl. freezer compartment. Door hinge on the right, with LED operating display.

713572 679,-



Suspended roof cabinet for EasyFit sleeping

roof with slatted bed As a prefabricated laminate part above rear bench seat for additional storage space. Cabinet pre-assembled. For short or long wheelbase.

104941 as finished part, decor apple 399,-

104941GR as finished part, decor granitto 399,-



Portable camping toilet Porta Potti 335

Suitable for SportCamper furniture line. High-quality plastic for maximum hygiene.

660102 189,-

REIMO TRAVELSTYLE - VW T6.1/T6/T5

Based on Volkswagen Transporter T6.1/T6/T5 station wagon, short wheelbase



Motorhome in van format.

- Spacious furniture unit with large kitchen block, 45-l compressor refrigerator, closet and toilet compartment
- 3-person bench seat, rigid, standard with 3 three-point seat belts and 2 Isofix holders
- Double bed with flat lying surface, ca. 190x131 cm
- Integrated closet with ample storage volume
- Thanks to the removable seat cover, even bulky vacation luggage can be like snowboard, ski or surfboard can be transported comfortably





Comfort camping equipment.

The Reimo TravelStyle is the ideal family camper for 3 people. The sleeping/seating bench Variotech 3100 with 3 seats offers enough space for the whole family for a pleasant travel comfort and relaxed camping vacation.

The TravelStyle is equipped with a comfortable L-shaped kitchenette, a large cooker-sink combination with glass cover as well as several drawers, a closet and storage compartments.

An integrated, swiveling shelf provides additional work surface.

The compressor refrigerator with freezer compartment offers enough space for your food.



REIMO TRAVELSTYLE - VW T6.1/T6/T5

Based on Volkswagen Transporter T6.1/T6/T5 station wagon, short wheelbase



Travel in style.

The 3-person bench seat with retractable headrests and 2 Isofix mounts for 2 child seats folds down into a comfortable double bed. Thanks to the removable front panel, long parts such as surfboards and skis can be easily loaded under the seat. Size of the through-loading facility: WxHxD ca. 60x28x240 cm.

The integrated 46 liter compressor refrigerator, the generous storage compartments and the prepared storage compartment for a mobile camping toilet (Porta Potti 335) leave nothing to be desired on a family camping vacation.



A clever detail of the equipment is the retractable shelf, which can be easily swung out of the kitchen unit when needed and provides additional work space.

The integrated water system with 2x 12 Liter canisters provides you with fresh drinking water during the vacation.

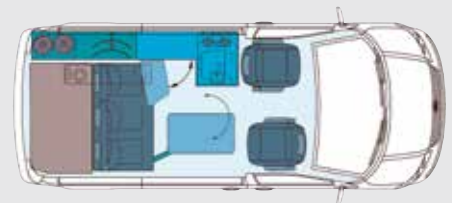
For further equipment and options, please contact your specialist dealer. Equipment for the long wheelbase can be found at: www.reimo.com. Fig. partly show optional equipment that is not included in the scope of delivery.

Technical specifications TravelStyle short wheelbase:

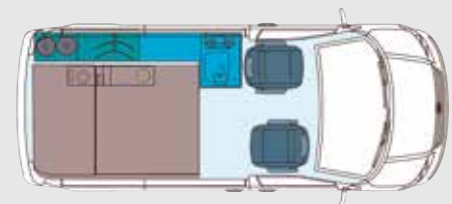
| | |
|--|--------------------------------------|
| Sleeps on sleeping/seating bench: | 2 |
| Light bed size sleeping bench: | 190 x 131 cm |
| Sleeping berths with optional sleeping roof: | 4 |
| Dimension roof bed: | 200 x 120 cm sleeping/sitting bench: |
| Seats with three-point seat belts: | Variotech® 3000 |
| Stove: | 2-burner gas stove* |
| Cooling unit: | Compressor refrigerator, 46 l* |
| Gas capacity: | Space for 2x 5 kg gas bottle |
| Furniture construction: | Poplar plywood with HPL laminate |
| Fresh water / waste water: | 2x 12 l / 16 l* Tall |
| Cabinet: | 117 x 126 x 33 cm |
| Overhead cabinet: | 97 x 36 x 9 cm / ca. 32 l |
| Storage space | |
| - in the area of the sliding door: | 2000 l |
| - under bed extension: | WxHxD 67x40x73 cm |
| - under the bench: | 50x67x30 cm / 100 l |

*Included in the technology package

Total permissible mass: 3000 kg payload
without sleeping roof: ca. 640 kg payload with sleeping roof: ca. 580 kg



Day position



Night position



Fig. 1 shows furniture line with additional cabinet for long wheelbase.



Sleeping/seating bench Variotech® 3100 rigid Three-seater, total width: 1205 mm, cushion width: 1150 mm, sleeping surface: 1900x1310 mm. 3 integrated retractable headrests, 3 seat belts (size 10). For maximum 2 child seats (middle seat not usable when using a child seat). Fold-up Rear cushion (storage height under rear cushion: 46 cm), side panel. Ready upholstered incl. rear cushion sleeping/seating bench not removable. Table system included in the scope of delivery of the furniture line. Fabric design: Classic gray, 2-color.

5040600 3890,-

Mounting material bench:

| | | |
|--------------|---------------|--------------|
| Beam 1 | 58208 | 32,95 |
| Beam 2 | 582082 | 44,95 |
| Beam 4 | 582084 | 289,- |
| Mounting kit | 58208 | 89,90 |



Drawer
Provides additional storage space for e.g. shoes, cables or on-board tools. The drawer can be removed for loading long parts. Dimensions WxHxD: 49,5x17x69,5 cm. Décor: Basalt

5040690 549,-

Front panel

Mounting is made on the bench instead of a drawer. The front panel is removable and therefore offers a through-loading possibility for e.g. surfboard or skis up to a max. length of 2.4m (through-loading dimensions under the bench: WxH ca. 60x31 cm). Décor: Basalt

5040680 259,-



Base plate 1-piece .

made of waterproof chipboard with PVC covering. For original VW door sill. Décor: ship's bottom.

1053812 379,-

X-Trem insulator, 15 mm thickness.

Extremely heat insulating and very light insulation. Needed under the base plate. Supplied as panels with 2 x 1 m.

50009 29,20



Furniture line as finished part without technology package including swivel table system (Fig. shows furniture line incl. technical package) With space for stove and sink 600 x 455 mm, compressor refrigerator CV50L 46 l (713572), Porta Potti 335 (660102). Equipment: furniture line with swiveling table, 2 kl. Drawers and 2 larger storage compartments. Cover/work top in laminate with real wood edges. Décor: walnut. High and linen cupboard with large cupboard compartment, sliding door, linen compartment and gas box for ca. 2x 5 kg gas bottle. Swivel table system with bracket for mounting on the front panel of the bench included. Table top in laminate. Decor high gloss white, dimensions ca 85 x 47 cm. Table edge silver.

Kitchen part as a finished part

190921 1299,-

Tall and linen closet

190911 1199,-



Technology package, kit Consisting of: Sink-cooker combination with glass cover, 2x 12 l fresh water canister, 1x 16 l waste water canister, water tap, submersible pump 18 l, gas system prepared for 2x 5 kg gas bottle and distribution block with 3 outlets, 12 V system with 1x 12 V built-in socket and fuse panel 714.

19100T as kit 999,-



Heating systems We recommend the following heating systems:

Diesel parking heater Carbest VanHeat 2.0-DH 2 kW power, integrated altitude adjustment up to 5,000 m, type approval according to UN ECE R122, approval by the German Federal Motor Transport Authority according to UN ECE R10, including LCD control panel, tank extraction set and extensive installation material.

48182 649,-

Truma VarioHeat eco gas heater for installation in the furniture line, power 2.8 kW, incl. control panel and installation material.

720305 1569,-



Compressor refrigerator CV50L High quality Compressor refrigerator with 46 l volume incl. freezer compartment. Door hinge on the right, with LED operating display.

713572 679,-



Suspended roof cabinet for EasyFit sleeping roof with slatted bed As a prefabricated part above rear bench seat for additional storage space. Cabinet pre-assembled. For short or long wheelbase with decor: walnut laminate.

190932 419,-



Portable camping toilet Porta Potti 335 Suitable for TravelStyle furniture line. High quality plastic for maximum hygiene.

660102 189,-

REIMO CITYVAN - VW T6.1/T6/T5

Based on Volkswagen Transporter T6.1/T6/T5 station wagon, short wheelbase



The true multifunctional mobile.

- Generous space concept with huge luggage volume and through-loading possibility up to 3.5 meters
- Super slim functional furniture line with integrated compressor cooler, Stainless steel sink with water system and prepared stove storage compartment
- Sliding and tool-free removable 3-person bench seat, equipped as standard with 3 three-point harnesses and 2 Isofix holders
- Large double bed (205x136 cm) with level lying surface
- Up to 7 luxurious seats with additional, retrofittable pilot seats
- Maximum flexibility due to variable living and storage space layout





All-rounder with cargo volume.

The CityVan unites through its multifunctionality. Everyday practicality and camping vacation in one vehicle.

Its spacious room concept and its transformability open up almost limitless possibilities for any situation.

The large free space in the vehicle offers plenty of room, even for pets and sports equipment.

With 5 to 7 comfortable seats, a slim functional furniture line, up to 4 sleeping berths (sleeping roof optional) and ample storage space, the CityVan is a leisure and everyday vehicle in one.

46 cm of storage space with the rear shelf folded down also allow large luggage to be stowed while the bench is converted into a bed.

The bench seat can be moved to just behind the cab seats, creating a mega trunk volume of about 4800 liters.

Ideal, for example, to transport bicycles for active vacations.



For further equipment and options, please contact your specialist dealer. Find equipment for the long wheelbase. Here at: www.reimo.com. Fig. partly show optional equipment that is not included in the scope of delivery.

REIMO CITYVAN - VW T6.1/T6/T5

Based on Volkswagen Transporter T6.1/T6/T5 station wagon, short wheelbase

Trip. Free time. Everyday life.

The CityVan embodies multifunctional driving fun and at the same time offers extensive, standard camping equipment for the most beautiful camping vacations and leisure trips.

The stainless steel sink (325x176 mm), a 13 liter fresh water canister and a 13 liter waste water canister are compactly integrated in the slim furniture unit.

Several storage compartments offer storage space for additional vacation utensils.



Even 1.5 liter bottles can be stored upright in the standard 26 liter compressor cooler.

The top-loader design makes filling and removing the contents a breeze.

Since the cooler is integrated at handle height directly in the furniture line, cool drinks are always at hand, even when the bench is converted into a bed.

The CityVan offers a through-loading option up to 2.4 m in length with the seat bench panel removed or the seat bench drawer removed.

Size of the hatch: WxH ca. 76x28 cm.

Perfect for transporting e.g. surfboard, ski or snowboard.



For further equipment and options, please contact your specialist dealer. Find equipment for the long wheelbase

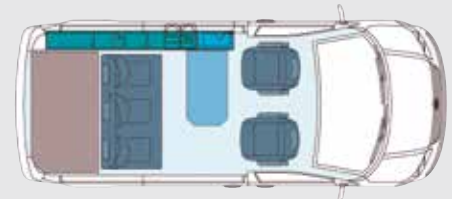
Her at: www.reimo.com. Fig. partly show optional equipment that is not included in the scope of delivery.



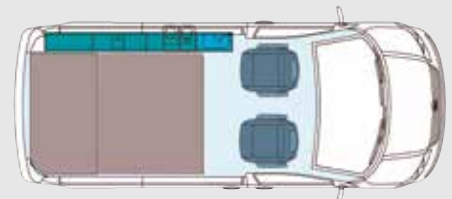
Technical specifications CityVan short wheelbase:

| | |
|--|----------------------------------|
| Sleeps on sleeping/seating bench: | 2 |
| Sleeping berths with optional sleeping roof: | 4 |
| Light bed measure: | 205 x 136 cm |
| Dimension roof bed: | 200 x 120 cm |
| Sleeping/sitting bench: | Variotech@3000 |
| Seats with three-point seat belts: | 5 |
| Cooling unit: | Compressor cooler (26 l)* |
| Furniture construction: | Poplar plywood with HPL laminate |
| Fresh water / waste water: | 13 l / 13 l* |
| Overhead cabinet: | 123 x 27 x 11 cm / ca. 36 l |
| Rear storage space | |
| - with / without bench: | 2700 l / 4500 l |
| - under bed extension: | WxHxD 120x40x63 cm |
| - under the bench: | 63x31x90 cm / 175 l |
| | *Optional |


| | |
|--------------------------------|---------|
| Total permissible mass: | 3000 kg |
| payload without sleeping roof: | 720 kg |
| payload with sleeping roof: | 660 kg |



Day position



Night position





Sleeping/seating bench Variotech® 3000

Bench sliding and removable. Three-seater, Gr. 14, total width: 1305 mm. Upholstery width: 1250 mm, sleeping surface: 2050x1360 mm. 3 integrated retractable headrests, 3 seat belts, Isofix attachment points for a maximum of 2 child seats (middle seat cannot be used when a child seat is used), fold-up rear upholstery (storage height under rear upholstery: 46 cm), side panel. Ready upholstered incl. rear cushion. Rail spacing 826 mm. Fabric design: Classic gray, 2-tone.

5040100 4890,-

Slide rail set "Grizzly" short wheelbase For Variotech® 3000

58200 419,-

Fastening set For slide rail set "Grizzly" for short wheelbase. For fastening the slide rails to the vehicle floor. Rail spacing 826 mm.

58203 239,-



Drawer

Provides additional storage space for e.g. shoes, cables or on-board tools. The drawer can be removed for loading long parts. Dimensions WxHxD: ca. 66,5x17x69,5 cm. Décor: Basalt

5040190 679,-

Front panel

Mounting is made on the bench instead of a drawer. The front panel is removable and therefore offers a through-loading possibility for e.g. surfboard or skis up to a max. length of 2.4m (through-loading dimensions under the bench: WxH ca. 75x31 cm). Décor: Basalt

5040180 249,-



Base plate 3-piece, rail spacing 826 mm. made of waterproof chipboard with PVC covering. For original VW door sill. Décor: ship's bottom

1053832 439,-

X-Trem insulator, 18 mm thickness.

Extremely heat insulating and very light insulation. Is needed 2x under the base plate for KR. Supplied as panels with a 2 x 1 m.

50009 2920



Furniture line as a finished part without technical package

Elegant furniture part with cover flaps. Prepared for the installation of water system, compact sink and cooler box. Series decor: anthracite metallic.

10794 2789,-



Technical package - built in above furniture line

Water system: with sink, water tap, 2x 13 l fresh and waste water canisters, submersible pump. **12 V:** With additional fuse panel 714.

60004E Water system 399,-

60004EE Water system + 12 V 699,-

Slim 26 liter Reimo compressor cooler with plenty of space and only 200 mm deep. Temperature range from +1° C to 10° C. External cooling unit, Danfoss BD 2.5 compressor. Dimensions: ca. W 570 x D 200 x H 360 mm. Weight ca. 18.9 kg. Compressor cooler 26 l, built in furniture line

71177E 1319,-



Cartridge stove Camp Bistro DLX With safety lock system and piezo ignition. Power: 2200 W, Dimensions: WxHxD 37x12x28 cm, Weight: ca. 1.9 kg

706474 69,99



Diesel parking heater Carbest VanHeat 2.0-DH

For mounting under the passenger seat, power 2 kW, incl. altitude kit up to 5,000 m and digital control panel. Incl. Tank removal set and extensive mounting material.

48182 649,-

Mounting bracket under passenger seat **481821 49,95**



Table decor mandarin

Table system with wall bracket with folding table base and table slide rail. Table top in laminate decor, Mandarin dimensions ca 85 x 47 cm. Table edge: high gloss anthracite silver.

50158 255,-



Suspended roof cabinet for EasyFit sleeping roof with slatted bed

As a prefabricated part above rear bench seat for additional storage space. Cabinet pre-assembled. For short or long wheelbase with decor: high-gloss anthracite-silver.

10820L 599,-



PortaPotti Box made of HPL laminate with upholstered pad. Décor: Anthracite Silver (Without Porta Potti Toilet)

10696 839,-

Portable camping toilet Porta Potti 335

Suitable for Porta Potti kit. High quality plastic for maximum hygiene.

660102 189,-

REIMO WEEKENDER PLUS - VW T6.1/T6/T5

Based on Volkswagen T6.1/T6/T5 station wagon, short wheelbase



Family van with XXL double bed

- Large bed with flat sleeping surface over the entire interior width of the vehicle (approx. 200x155 cm), without disturbing seams or belts
- Sliding 3-person bench seat, equipped as standard with 3 three-point seat belts and 2 Isofix holders
- Compact kitchen unit with sink and water system, prepared for optional gas cartridge stove
- Includes storage box with 12 V socket for optional cool box
- Up to 7 luxurious seats due to additional, retrofittable pilot seats with bonded floor rails





XXL sleeping pleasure on the road.

The Reimo Weekender Plus is the all-rounder for everyday life, work and leisure.

The heart of this camper is the XXL bed with a generous lying surface of approx 200x155 cm. The flat sleeping surface extends across the entire interior width of the vehicle.

Next to the huge bed is a slim kitchen module with sink and water system. Perfect for weekend trips and short vacations.

Side storage boxes provide enough space for small travel accessories and an optional cooler.

The Variotech® 3000 comfort bench can be easily moved, allowing flexible living and storage layout. Only one travel position possible with bolted floor rails.



For further equipment and options, please contact your specialist dealer. Find equipment for the long wheelbase. Here at: www.reimo.com. Fig. partly show optional equipment that is not included in the scope of delivery.

REIMO WEEKENDER PLUS - VW T6.1/T6/T5

Based on Volkswagen T6.1/T6/T5 station wagon, short wheelbase

Family van for leisure & everyday life.

In the Weekender Plus there is a compact kitchen unit with integrated sink and water system. The swiveling kitchen block cover becomes an additional storage surface with a flick of the wrist.

A large side storage box offers enough space for everything that needs to be there.

The upholstered surface of the stowage box not only creates a homely ambience in the vehicle, but at the same time widens the sleeping area to the entire width of the vehicle.



The sink and water system are compactly located in the kitchen block.
A fresh water canister and a waste water canister, each with a capacity of 13 l, are integrated in the base cabinet for easy access.



As optional equipment you can get a bench drawer. It offers storage space for e.g. shoes, cables or sleeping bags as well as other vacation luggage.

The drawer can be removed for loading long parts.

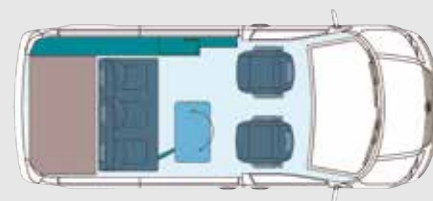
This creates a loading hatch in the Size WxHxD: 66,5x17x69,5 cm.

For further equipment and options, please contact your specialist dealer. Equipment for the long wheelbase can be found at: www.reimo.com. Fig. partly show optional equipment that is not included in the scope of delivery.

Technical specifications Weekender Plus short wheelbase:

| | |
|--|-------------------------------------|
| Sleeps on sleeping/seating bench: | 2 |
| Sleeping berths with optional sleeping roof: | 4 |
| Light bed size without storage box: | 205 x130 cm |
| Light bed size with storage box: | ca. 205 x160 cm |
| Sleeping/seating bench: | Variotech® 3000 |
| Seats with three-point seat belts: | 5 |
| Furniture construction: | Poplar plywood with HPL laminate |
| Overhead cabinet: | 97 x 36 x9 cm / ca. 32 l |
| Rear storage space | |
| - with / without bench: | 2800 l / 4700 l |
| - under bed extension: | WxHxD 120x40x63 cm |
| - under the bench: | 75 x 28 x43 cm / 90 l |

| | |
|--------------------------------|------------|
| Total permissible mass: | 3000 kg |
| Payload without sleeping roof: | ca. 640 kg |
| payload with sleeping roof: | ca. 580 kg |



Day position



Night position





Sleeping/seating bench Variotech® 3000

Three-seater, Gr. 14, total width: 1305 mm. Upholstery width: 1250 mm, sleeping surface: 2050x1300 mm. 3 integrated, retractable headrests, 3 seat belts, Isofix attachment points for a maximum of 2 child seats (middle seat cannot be used when a child seat is used), fold-up rear upholstery (storage space height under rear upholstery: 46 cm), side panel. Ready upholstered incl. rear cushion. Bench sliding and removable. Rail spacing 826 mm. Fabric design: Classic gray, 2-tone.

5040200 4890,-

Slide rail set "Grizzly" KR For Variotech® 3000

58200 419,-

Including fastening set For slide rail set "Grizzly" for short wheelbase. For fastening the slide rails to the vehicle floor. Rail spacing 826 mm.

58203 239,-



Drawer

Provides additional storage space for e.g. shoes, cables or on-board tools. The drawer can be removed for loading long parts. Dimensions WxHxD: ca. 66,5x17x69,5 cm. Décor: Basalt

5040190 679,-

Front panel

Mounting is made on the bench instead of a drawer. The front panel is removable and therefore offers a through-loading possibility for e.g. surfboard or skis up to a max. length of 2.4 m (through-loading dimensions under the bench: WxH ca. 75x31 cm). Décor: Basalt

5040180 249,-



Base plate 3-piece, rail spacing 826 mm. made of waterproof chipboard with PVC covering. For original VW door sill. Décor: ship's bottom

1053832 439,-

X-Trem insulator, 18 mm thickness

Extremely heat insulating and very light isolation. Is needed under the base plate 2x for KR. Supplied as panels with a 2 x 1 m.

50009 29,20



Kitchen module included Features Compact kitchen block and side storage box made of HPL laminate anthracite silver. The storage box is accessible from the interior and from the rear. The padded surface enlarges the bed in the sleeping position to full vehicle width. Mini sink, pull-out, 1x 13 l Fresh water canister, 1 x 13 l waste water canister.

① Kitchen module 10689 1499,-

② Dust box KR 10696 839,-



Cartridge stove Camp Bistro DLX With safety lock system and piezo ignition. Power: 2200 W, Dimensions: WxHxD 37x12x28 cm, Weight: ca. 1.9 kg

706474 69,99



Diesel parking heater Carbest VanHeat 2.0-DH For mounting under the passenger seat, power 2 kW, incl. altitude kit up to 5,000 m and digital control panel. Incl. Tank removal set and extensive mounting material.

48182 649,-

Mounting bracket under passenger seat
481821 49,95



Table decor mandarin

Table system with swivel table frame with bracket for mounting on the front panel of the bench. Table top in laminate, decor Mandarin, dimensions ca. 85 x 47 cm. Table edge silver.

18052 339,-



Suspended roof cabinet for EasyFit sleeping roof with slatted bed As a prefabricated part above rear bench seat for additional storage space. Cabinet pre-assembled. For short or long wheelbase with Décor: Anthracite silver.

10820L 599,-



Porta-Potti Box made of HPL laminate with upholstered pad. (Without Porta Potti toilet) Décor: Anthracite silver

10696 839,-



Portable camping toilet Porta Potti 335

Suitable for Porta Potti kit. High quality plastic for maximum hygiene.

660102 189,-

REIMO WEEKENDER - VW T6.1/T6/T5

Based on Volkswagen Transporter T6.1/T6/T5 station wagon, short wheelbase

Large capacity van for up to 7 people.

- Sliding and tool-free removable 3-person bench seat, equipped as standard with 3 three-point harnesses and 2 Isofix holders
- Large, flat lying surface of ca. 205 x 150 cm over the entire width of the vehicle
- As a supplement there are different kitchen modules and CampingBoxes to choose from



Whether for business, everyday life or leisure - the Reimo Weekender is the perfect first vehicle for any occasion.

The all-rounder Weekender is a large-capacity sedan for everyday and professional use with plenty of room to move for 5-7 passengers (all seats with three-point seat belts) and ample storage space in the rear.

In the free time it becomes with the optional kitchen block the perfect travel companion with 2 - 4 full sleeping places. (sleeping roof optional)

Whether with one or two sliding doors, with or without a kitchen block, elegantly equipped on a Caravelle Comfortline basis or purely functional and robust on a Transporter Kombi basis - the choice is yours.

Weekender with Easy swivel kitchen

- Outward-swiveling Easy kitchen for installation behind the cab seats on the driver's or passenger's side (swivel mount optionally available)
- The Easy kitchen can alternatively be mounted in the floor rails (without swivel function)
- The kitchen module can also be completely removed from the vehicle, ideal for convenient cooking outside the vehicle
- Stainless steel sink and water system with 12-liter fresh water and 12-liter waste water canisters
- Plenty of storage space, large drawer
- 2 handles for easier lifting
- The kitchen block can remain at home in everyday use (with car registration)



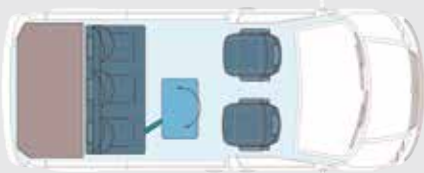
You can find the matching Easy kitchen on page 69

For further equipment and options, please contact your specialist dealer. Find equipment for the long wheelbase. Her at: www.reimo.com. Fig. partly show optional equipment that is not included in the scope of delivery.

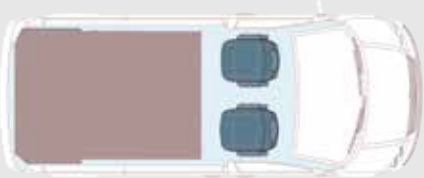
Technical specifications

Weekender short wheelbase:

| | |
|--|----------------------|
| Sleeps on sleeping/seating bench: | 2 |
| Sleeping berths with optional sleeping roof: | 4 |
| Light bed measure: | ca. 205 x160 cm |
| Sleeping/seating bench: | Variotech® 3000 |
| Seats with three-point seat belts: | 5 |
| Rear storage space | |
| - with / without bench: | 3100 l / 5100 l |
| - under bed extension: | WxHxD 122x40x63 cm |
| - under the bench: | 75 x 28x43 cm / 90 l |



Day position



Night position



Vehicle video view



Sleeping/seating bench Variotech® 3000

Bench sliding and removable. For vehicles without lateral . Plastic cladding. Three-seater, Gr. 17, total width bench: 1380 mm. Upholstery width: 1330 mm, sleeping surface: ca. 2050x1600 mm. 3 integrated retractable headrests, seat belts. Isofix attachment points for max. 2 child seats (middle seat not usable when using a child seat), fold-up rear upholstery (storage space height under rear upholstery: 2 cm) Rear cushion (storage space height under rear cushion: 46 cm), front panel and side panel. Ready upholstered incl. rear cushion. Rail spacing 997 mm.

Fabric design: Classic gray, 2-tone.

5040300 4990,-

Grizzly" glide bar set For Variotech® 3000 KR

58200 419,-

Fastening set For slide rail set "Grizzly" for short wheelbase. For fastening the slide rails to the vehicle floor. Rail spacing 997 mm.

58202 219,-

Alternatively, the sleeping/seating bench Variotech® 3100 rigid (Gr. 17) can be installed. For all details, see page 151.



1 Drawer

Provides additional storage space for e.g. shoes, cables or on-board tools. The drawer can be removed for loading long parts. Dimensions WxHxD: ca. 83,5x17x69,5 cm. Décor: Basalt

5040390 679,-

2 Front panel

Mounting is made on the bench instead of a drawer. The front panel is removable and therefore offers a through-loading possibility for e.g. surfboard or skis up to a max. length of 2.4 m (through-loading dimensions under the bench: WxH ca. 80x31 cm). Décor: Basalt

5040380 249,-



Base plate 3-piece .

made of waterproof chipboard with PVC covering. For original VW door sill. Rail spacing 997 mm. Décor: ship's bottom

1053842 439,-

X-Trem insulator, 18 mm thickness.

Extremely heat insulating and very light insulation. Is needed under the base plate 2x for KR. Supplied as panels of 2 x 1 m.

50009 29,20



Table decor mandarin

Table system with swivel table frame With bracket for attachment to the front panel of the bench. Table top in laminate, decor Mandarin, dimensions ca. 85 x 47 cm. Table edge silver.

18052 339,-



Suspended roof cabinet for EasyFit sleeping roof with slatted bed As a prefabricated part above rear bench seat for additional storage space. Cabinet pre-assembled. For short or long wheelbase with decor: Anthracite Metallic.

10820L 599,-

- For further equipment and options, please contact your dealer

MULTIFUNCTIONAL KITCHEN PARTS PANTRY

For Reimo Weekender and VW Multivan

With the functional galley kitchen parts you can quickly and easily transform your Reimo Weekender or VW Multivan into a functional and comfortable camper.



With complete camping basic equipment. 2x 12 liter canister for Fresh water and waste water are located in the rear part of the kitchen section and are concealed by the backrest of the driver's cab seat. Each part of the kitchen is equipped with a drawer and a spacious storage compartment.

Intended for a built-in sink with integrated glass cover (70135). A Folding table can be attached either on the right or on the left, the kitchen parts can therefore be used on the driver's or passenger's side. Noble furniture construction with distinctive rounded aluminum edges in front.

Fastening in the seat mounting rails. The kitchen part fits exactly between the front edge of the bench (converted into a bed) and the front seats. Dimensions: WxHxD 65x73x48,5 cm.

With sink, glass cover and technology. Installed ready for connection with 12 V plug. (Weight ca. 35kg).

Furniture decor:

| | | |
|---------------------|---------|--------|
| Anthracite Metallic | 11100T | 1499,- |
| High gloss silver | 11100TS | 1499,- |
| High gloss white | 11100TW | 1499,- |
| High Gloss Black | 11100TB | 1499,- |

Optional accessories:

1-burner gas cartridge stove Camp Bistro DLX
With safety lock system and piezo ignition.
Power: 2200 W, dimensions: WxHxD
37x12x28cm. Weight ca. 1.9 kg

706474 69,99



PANTRY - THE MULTIFUNCTIONAL KITCHEN PARTS



MULTIFUNCTIONAL EASY KITCHEN

For Volkswagen T6.1/T6/T5 station wagon, KR or LR and Mercedes Benz Vito long

- **Removable Easy-Kitchen section for installation behind the driver or passenger seat**
- **Can be swung out with optional swivel fitting**
- **With stainless steel sink and water system**
- **Convenient cooking outside the vehicle**
- **No odor nuisance in the interior**
- **Plenty of storage space, large drawer**
- **The kitchen block can stay at home in everyday use**



Equipment:

- ① Stainless steel sink
- ② Pull out faucet with shower hose
- ③ Water system with submersible pump (connection to 12 V socket) and one 10 liter fresh and one 10 liter waste water canister each
- ④ 1 drawer for cutlery and dishes
- ⑤ 1 storage compartment for pots and dishes
- ⑥ Storage compartment for gas cartridge stove
- ⑦ 2 side folding tables 388 x 295 mm
- ⑧ 2 handles for easier lifting

Kitchen part pre-assembled with built-in technology, including fastening material for Reimo floor rails.

Kitchen part for installation right/left behind driver's cab seats in VW T6.1/T6/T5 Kombi/Caravelle in connection with a Reimo sleeping bench V3000 (not suitable for Multivan and California Beach).

For installation behind the passenger seat in the Mercedes Vito. In combination with a Reimo sleeping bench V3000 the full bed length can be used.


Overall dimensions: W 595 mm (tables folded down), H 730 mm x D 450 mm (plus canister 76 mm)

| | | |
|--|---------------|---------------|
| Furniture decor: High gloss white | | |
| for mounting right | 11112 | 1929,- |
| for mounting left | 11113 | 1999,- |
| High gloss silver | | |
| for mounting right | 11112S | 1929,- |
| for mounting left | 11113S | 1999,- |
| Matte black | | |
| for mounting right | 11112B | 1999,- |
| for mounting left | 11113B | 2099,- |

Optional accessories:

- ⑨ **Matching swivel unit** (for installation on the B-pillar with suitable tool) for VW right-hand installation **11114 499,-**
for VW mounting left side **11115 499,-**
for Mercedes Vito long (only possible with Easy kitchen) **571112 499,-**

- ⑩ **Cartridge stove Camp Bistro DLX**
With safety lock system and piezo ignition.
Power: 2200 W, dimensions: WxHxD 37x12x28cm.
Weight: ca. 1.9 kg **706474 69,99**



Mercedes Vito long wheelbase can be found on page 84/85

Shown kitchen accessories and stove of this page are not included.

REIMO BIKE`N'SURF - VW T6.1/T6/T5

Based on Volkswagen Transporter T6.1/T6/T5 station wagon, short wheelbase

Comfort bed at the top price.

- Camping bus equipment with huge storage space
- Easy installation in the vehicle by bolting to existing points
- Comfortable maxi bed with a lying surface of 198 x 130 cm
- Comfort upholstery with slatted frame and 11 cm thick mattress
- Huge storage space due to adjustable bed height



Sleep, stow, live:

The comfortable bed with lush cold foam mattress and a lying surface of 198 x 130 cm is adjustable in height, providing a huge storage space underneath from 55 to 80 cm in height in full interior width. Good for the luggage! The original bench in the 2. Row of seats can remain installed and is simply folded down to make the bed. This gives you 4 seats for driving and a comfortable bench seat for living.



High quality
Cover fabric



Sporty load:

If you like to stow your bike or other bulky sports equipment inside the vehicle, use the space next to the bed for this purpose.

Cook and enjoy fresh:

In addition to a cabinet element, an optional Cooky kitchen module with 4 practical functions is available:



Removable compressor cooler with 18 liters capacity, pull-out for gas cartridge stove, drawer for dishes, cutlery and utensils and a table (usable in 2 heights) perfect for outdoor breakfast or washing dishes. Another sliding table is located in the living area inside. All expansion modules are inserted and removed just as quickly in a few simple steps without tools or modifications to the vehicle.

For further equipment and options, please contact your specialist dealer. Equipment for the long wheelbase can be found at: www.reimo.com. Fig. partly show optional equipment that is not included in the scope of delivery.

Technical specifications

Bike `N'Surf short wheelbase:

| | |
|--|----------------------------------|
| Sleeping places on bed construction: | 2 |
| Sleeping berths with optional sleeping roof: | 4 |
| bed size sleeping roof: | 200x120cm |
| Light bed measure: | 198x130 cm |
| Seats with three-point seat belts: | 2 |
| Stove: | 1-burner gas stove* |
| Cooling unit: | Compressor cooler Coolfreeze CDF |
| 18* Gas capacity: | Space for 2x 5 kg gas bottle |
| furniture construction: | Poplar plywood with HPL laminate |
| Fresh water / waste water: | 1x 12 l / 12 l* |
| tall cabinet: | WxHxD ca. 100x131x39 cm |

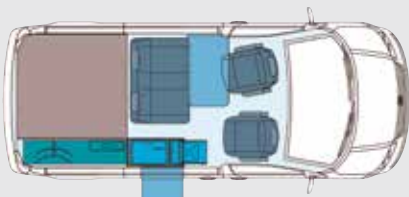
Storage space under the bed:

| | |
|---------------|-----------------------|
| Bed height 1: | 510 mm loading height |
| Bed height 2: | 570 mm loading height |
| Bed height 3: | 670 mm loading height |

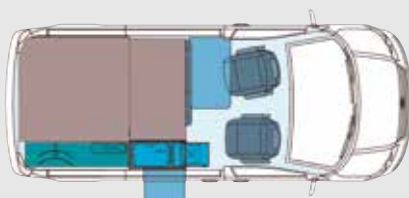
*Included in the optional technology package

Total permissible mass:

| | |
|--------------------------------|------------|
| payload without sleeping roof: | ca. 640 kg |
| payload with sleeping roof: | ca. 580 kg |



Day position



Night position



Bike`N'Surf (Kit)

Bed construction adjustable in height:

1. Bed height 710 mm / cargo height 510 mm
 2. Bed height 770 mm / Loading height 570 mm
 3. Bed height 810 mm / loading height 670 mm
- Slatted frame extendable (198 x 130 cm) complete incl. comfort upholstery with 11 cm thick mattress. Sleeping surface: 122/160x192 cm. Incl. Fastening material.

Info: For VW T6/T5 Multivan, Caravelle and Highline the installation of the bed is unfortunately not possible.

11004 1199,-



Kitchen module "Cooky" Prefabricated part without technology, prepared for optional Dometic cooling box CDF18. Decor Granitto (not available for long wheelbase)

11006 999,-



Cabinet suitable for VW T6.1/T6/T5 short wheelbase box and station wagon without second heat exchanger for use on the side of the bed. 1 compartment with hinged flap and adjustable shelf and 1 compartment with removable lid. ca. WxHxD 100 x131,2x39 cm. Decor Granitto.

110082 1020,-



Table system (Kit) Incl. Table base and table slide. Table top: ca. 84x46 cm. Decor Granitto, table edge silver.

11009 269,-



Curtains Gray, translucent, including curtain rail and glider, short wheelbase

19231 249,-



Cartridge stove Camp Bistro DLX With safety lock system and piezo ignition. Power: 2200 W, dimensions: WxHxD 37x12x28cm. Weight: ca. 1.9 kg

706474 69,99



Optional compressor cooler 18 liters
DometicCDF1812/24 V

711490 479,-

REIMO FLORIDA KIT - VW T3

Based on Volkswagen Transporter T3, from 1980 to 1990

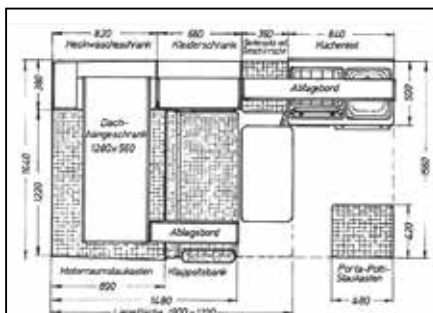
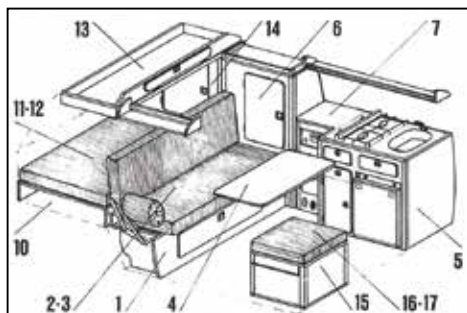


The classic

- Florida kit for self-assembly
- Timeless and proven furnishing concept



Image examples, decors and upholstery may vary. Pictured technology not included.



Simply retrofit your historic vehicle to ORIGINAL Reimo Florida or supplement the interior with original parts.

Decor Granitto laminate.

The wooden panels, doors, etc. are ready cut, you only need to assemble them. Lipping, hinges and furniture handles must be mounted

- Floor panel** Ship floor 10520 259,-
- 1 Upholstered folding bench**, rear narrow 13201015 529,-
- 2 Foam** for folding bench 13201120 159,95
- 3 Covers** New Wave Grey for folding bench narrow 13201227 309,-
- 4 Swivel table**, large and practical 13202015 209,-

- 5 Kitchen part**, wide, with drawer and Gas bottle compartment, for compressor - Refrigerator CRX 65/711237 suitable. (For 60 l absorber refrigerator 71351 customizable.) 13203015 559,-
- Kitchen part with door**, if no refrigerator is to be installed 13203115 649,-
- 6 Closet**, lateral with clothes rail 13204015 359,-
- 7 Crockery cabinet**, 1-door, with space for Reimo display panel 251 and heater 1800. 13211215 269,-
- 10 Engine compartment box** (height 13 cm) over entire width, rear center section removable. 13207015 329,-
- 11 Foam** (Mopo narrow for engine compartment) 13210020 149,-
- 12 Cover for Mopo** (New Wave Grey) 13210127 289,-
- 13 Hanging roof cabinet** with 1 mounting plate 13208115 329,-

Vehicle dimensions

Seats:4
 Length 475 cm / width 185 cm
 Height with HOD 262 cm / SD 220 cm
 Living room height:HOD 185 - 205 cm
 Living room height:SD 218 - 236 cm
 Weight empty 1900 kg / total 2390 kg
 Bed dimensions down 190 x 125 cm
 top HOD 210 x 120 / SD 185 x 112 cm
 Refrigerator 43 l or 60 l*
 Heater E2400*
 Gas bottles 2x 5 kg*
 Fresh water 60 l / waste water 60 l*
 * Optional

- 14 Linen closet** in the rear with shelf 13205015 349,-
- 15 Porta-Potti storage box** in special design (suitable for Porta-Potti 145/345) 13206015 269,-
- 16 Foam** for Porta Potti storage box 13206120 44,95
- 17 Cover for PP storage box** (New Wave Grey) 13206226 109,95
- Side seat** for electronics heating or storage compartment 13208015 169,-
- Foam for side seat Florida 80** 13208120 57,-
- Cover for side seat** (New Wave Grey) 13208226 119,-
- Storage board** Driver side 13212815 169,-

Recommended accessories

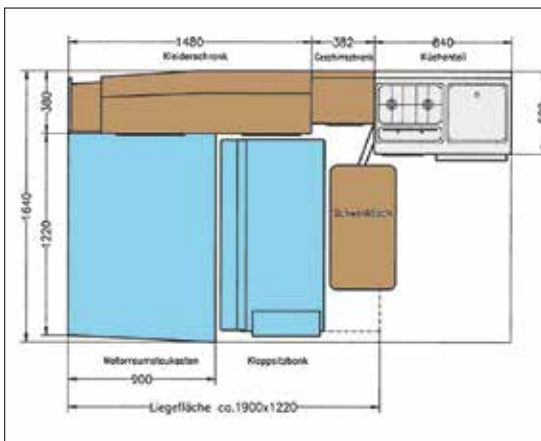
- 60 l absorber refrigerator** RM 5310, 30 mbar 71351 1095,-
- 57 l compressor refrigerator** CRX 65, with 7 l ice compartment, 12 V/24 V 711237 999,-

REIMO SPEEDY KIT - VW T3

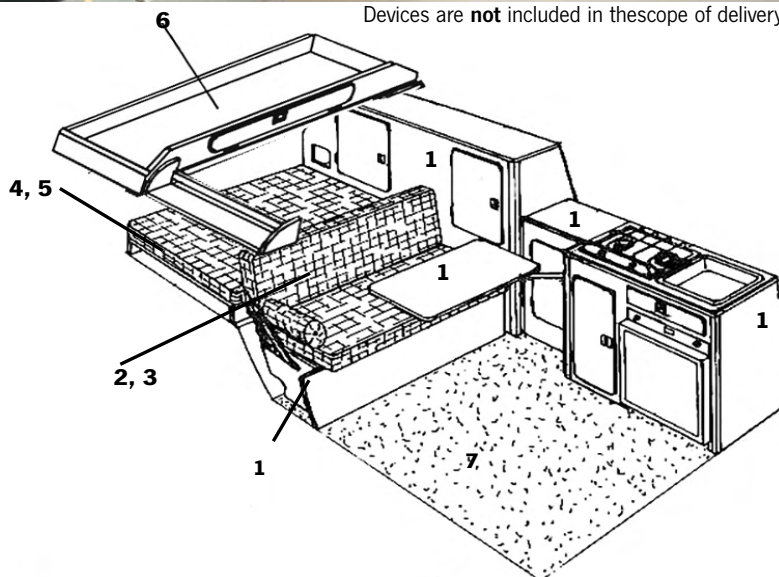
Based on Volkswagen Transporter T3, year of manufacture 1980 to 1990

The Speedy kit with Granitto surface Robust and proven

- Kit for self-assembly
- Great value for money
- Timeless and functional
- Shapely edges and furniture handles



Devices are **not** included in the scope of delivery



1 Speedy kit

Consists of table system, folding bench seat (without flap in front panel), closet combined with rear linen closet. Kitchen section with drawer, gas bottle compartment, upper end cover plate (without cutout; installation of stove and sink possible) and cutout for installation refrigerator. Crockery cupboard to the left of kitchen section, 1-door, engine compartment stowage box. Granitto laminate, lipping, hinges as well as furniture handles must be installed. (Folding bench seat without foam & covers)

13001 1799,-

2 Foam for bench 13201120 159,95

3 Cover Classic bench, 13201227 309,-

gray, laminated, 3 mm(100% polyester)

4 Foam for the engine compartment 13210020 149,-

5 Cover Classic engine compartment, 13210127 289,-

gray, laminated, 3 mm (100% polyester)


6 Hanging roof cabinet with flap, kit 13208115 329,-

7 Base plate 10520 259,-

Ship floor



Granitto -T3/T4/T5/T6 Poplar plywood with 0.6 mm HPL coating, both sides



Series fabric Classic Grey 100% polyester, 3 mm foam laminated

Tip: With our technology sets water system, 12 V/220 V system and gas system your Speedy setup will be complete. See accessories catalog

REIMO JOLLY KIT - VW T3

Based on Volkswagen Transporter T3, from 1980 to 1989



Cheap camper kit for individual design.



- Camper-Kit for easy do-it-yourself installation
- Made from Natural wood for individual surface design
- Material: Natural multilayer poplar plywood
- The floor plan is similar to the Florida`80/Speedy setup that has proven itself over many years

1 Jolly kit including table system and folding bench

Complete kit for self-assembly. The wooden panels, doors, etc. are ready cut, you only need to assemble them. Hinges as well as furniture handles must be mounted. Show individuality with staining, glazing or varnishing. Of course, a bio-final treatment is also possible. Kit untreated. (without foam, without cover)

130000 1299,-

2 Foam for folding bench

13201120 159,95

3 Cover for folding bench,

Design Classic gray, unquilted (100% polyester)

13201227 309,-

4 Foam for engine compartment

13210020 149,-

5 Cover Classic engine compartment,

gray, laminated, 3 mm (100% polyester)

13210127 289,-


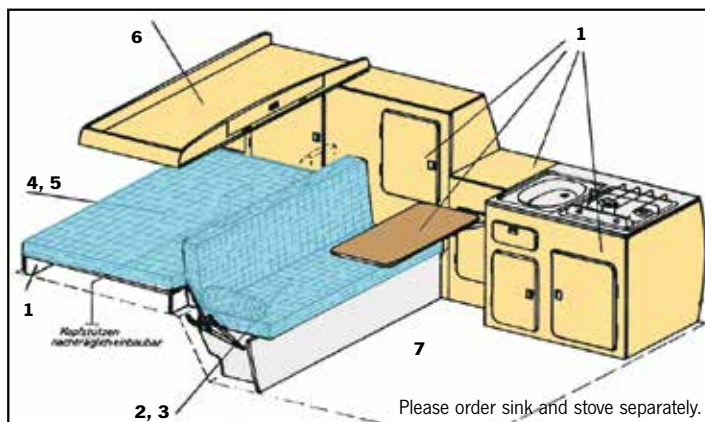
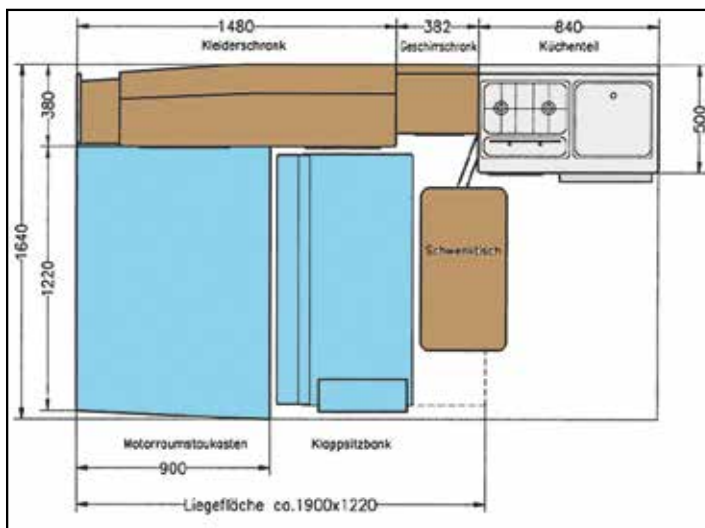
6 Overhead cabinet

130001 229,-

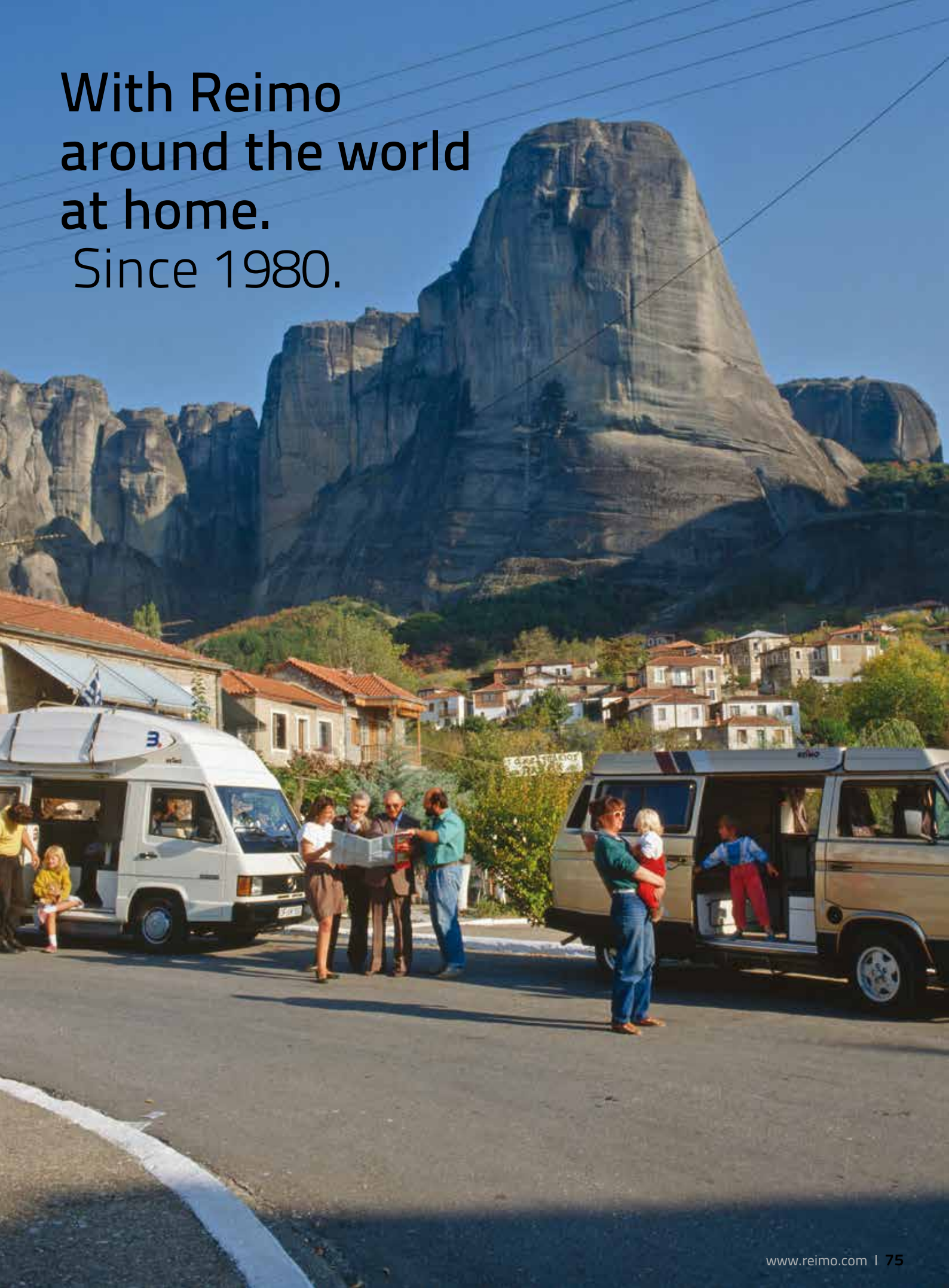
7 Base plate

Ship floor

10520 259,-



With Reimo
around the world
at home.
Since 1980.





REIMO VAN-CONCEPT

MERCEDES-BENZ VITO

Exclusive camping extensions with multifunctional living and space concepts for Mercedes Benz Vito.
Whether slim furniture line or fully equipped camper-Expansion - for individual leisure activity the right expansion concept.

■ CONTENT ■



| | |
|--|-------|
| REIMO LOFTVAN FOR MERCEDES-BENZ EQV VITO/V-CLASS | 78-79 |
| REIMO TRIOSTYLE FOR MERCEDES-BENZ VITO | 80-81 |
| REIMO CITYVAN FOR MERCEDES-BENZ VITO | 82-83 |
| REIMO WEEKENDER FOR MERCEDES-BENZ VITO | 84-85 |

REIMO LOFTVAN - MERCEDES BENZ EQV, V-CLASS, VITO

Kit for EQV, V-Class, Vito from 2014 with original Mercedes floor rails, length L2

Latest generation travel.

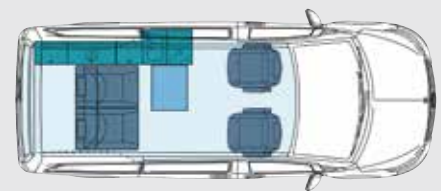
NEW

- Camping modules with elegant design
- Kitchen module and cooler module can be used independently of each other
- Maximum variability due to attachment to the original floor rails
- Seat/sleeper bench with integrated seat belts and headrests
- Maximum 6/7 seats possible

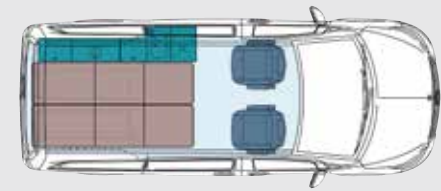
Technical specifications

| | |
|--|---|
| Sleeps on sleeping/seating bench: | 2 |
| Sleeping berths with optional sleeping roof: | 4 |
| Light bed measure: | 188x100 cm |
| Sleeping/sitting bench: | S2 |
| Seats with three-point seat belts: | 4 |
| Stove: | 1-burner gas cartridge stove* |
| Cooling unit: | Compressor cooler (26 l)* |
| Furniture making: | Poplar plywood Pearl, Black metallic |
| Fresh water / waste water: | |
| | 1x 12 l canister / 1x 10 l canister* |

*Included in the technology package



Day position



Night position



The flexible table system can be used inside and outside the vehicle.
In the 26 l compressor cooler even 1.5 l bottles can be stored upright.
Cooling box module with integrated storage compartment for the LithPowerUnit 48.



Furniture decor Pearl





Swivel consoles for driver's cab seats can be found from page 164 onwards



Multifunctional LithPowerUnit 48

The rechargeable PowerUnit 48 with 32 Ah LiFePO4 battery has multiple connection options for current draw for various end users. Connection options: 2x 230 V power socket, 2x 12 V (5.5 mm), 1x 12 V cigarette lighter socket, 2x USB, 1x USB QC, 1x USB-C. Rechargeable via 230 V mains, via 12 V car electrical system or solar panel. Integrated sine wave inverter, MPPT solar charge controller and battery management system. The operation is carried out via the clearly arranged LCD display. Robust housing and rubberized carrying handle. Scope of delivery: 230 V cable with Schuko plug, solar cable with 50 A high current connector, 12 V cable with cigarette lighter plug. Dimensions: LxWxH 325x198x185 mm, weight: ca. 8 kg.

814135 639,-

Mobile solar systems can be found at www.reimo.com



Kitchen module as a prefabricated part with mounted technical package

In the kitchen module, the table system is integrated in the front front. The table system is supplied including a fold-down table base and can be hung on the already mounted table slide rails in the vehicle or outside on the kitchen module. The water system consists of sink, shower tap, 12 l fresh water canister and 10 l waste water canister and is already installed in the kitchen module. Behind the table top is the storage compartment for the 1-burner cartridge stove, and below it is a storage compartment for the cookware and kitchen utensils. Attachment of the kitchen module to the original floor rail in the Vitos and can be removed again in a few simple steps Decor: Pearl Black.


11700 999,-



Seat/sleeper bench S2

Offers maximum seating comfort thanks to ergonomic fit and high-quality molded foams and restful sleep thanks to completely flat sleeping surface. Integrated seat belts and headrest and Isofix mount per seat. Backrest and seat individually adjustable / foldable. Converted to a sleeping bench in a few simple steps. Lying surface: ca. 128x100 cm, incl. optional leg rest: ca. 188x100 cm. The entire bench can be moved in the original rails and is completely removable. Cover: Anthracite.

59656 2790,-



2 piece

Leg rests, 2 pieces

To extend the sleeping surface by about 60 cm. Can be stowed underneath the seat when not in use. Ca. dimensions: 50x60 cm. Cover: Anthracite.

59657 879,-



Cooling box module as prefabricated part with assembled technology package

The cooler module is equipped with a 26 l compressor cooler as well as a storage compartment for the LithPowerUnit 48 and another storage compartment for vacation luggage. The module is attached to the original floor rail of the Vitos and can be removed in a few simple steps. Décor: Pearl Black.

11701 1699,-



Curtain set, Mercedes V-Class

For 2 sliding doors and tailgate with window to open. Living room curtains guided in rails above and below. Driver's cab with push buttons.

19246 448,-



Sleeping/seating bench adapter for Mercedes Benz EQV, V-Class, Vito

To convert the sleeping/seating bench to the original Mercedes Benz Vito bench rails.

59659 534,-



Cartridge stove Camp Bistro DLX

With safety lock system and piezo ignition. Power: 2200 W, dimensions: W37xD28xH12 cm, weight: ca. 1.9 kg.

706474 69,99

REIMO TRIOSTYLE - MERCEDES BENZ VITO

Based on Mercedes Benz Vito long station wagon (overall length 514 cm) from Bj. 8/2014

Five stars on wheels.

- Exclusive camping full equipment
- 5 three-point seatbelts allow driving with 5 people (up to 7 people with optional individual seats)
- Ample storage space in the rear as well as under the bench
- Seat sliding and easily removable
- Swivel work / dining table
- Easily accessible water/wastewater canisters in the stern



A clever expansion highlight is the storage flap, which is integrated into the underside of the bed. It allows quick access to travel utensils and luggage in the trunk from inside the vehicle when the bench seat is converted into a sleeper bench.

This means you don't necessarily have to leave the vehicle, which is especially handy in bad weather.

For further equipment and options, please contact your specialist dealer. Fig. partly show optional equipment that is not included in the scope of delivery.

Technical specifications

Sleeps on sleeping/seating bench: 2
 Sleeping berths with optional sleeping roof: 4
 Bed size sleeping roof: 200x120 cm
 Light bed measure: 198x132 cm
 Sleeping/seating bench: Variotech® 3000
 Seats with three-point seat belts: 5
 Stove: 2-burner gas stove*
 Cooling unit: Compressor refrigerator (39 l)*
 Gas capacity: Space for 2x 5 kg gas bottle
 Furniture construction: Poplar plywood with HPL laminate and postforming edges
 Fresh water / waste water: 2x 12 / 27 liters*
 Closet: ca. 57 x 24 x 82 cm / ca.112 liters

Tall cabinet: 117 x 126 x 33 cm
 Overhead cabinet: 97x36 x9 cm / ca. 32 l
 Rear storage space
 - with / without bench: 2700 l / 4100 l
 - under bed extension: WxHxD 112x37x63 cm
 - under the bench: 65 x 55 x 26 cm / 93 l

*Included in the technology package

Payload example:

Base vehicle Mercedes Vito long "Tourer Base
Total permissible mass: 3050 kg
 Payload without sleeping roof: ca. 840 kg
 payload with sleeping roof: ca. 770 kg



Day position



Night position





Sleeping/seating bench Variotech® 3000

Three-seater, Gr. 8 Total width: 1155 mm, cushion width: 1100 mm, sleeping surface: 1980x1320 mm. 3 integrated, retractable headrests, 3 seat belts, Isofix attachment points for a maximum of 2 child seats (middle seat cannot be used when a child seat is used), fold-up rear upholstery (storage space height under rear upholstery: 42 cm, storage space height under seat bench: 31 cm), with side panel. Ready upholstered incl. rear cushion. Bench sliding and removable. Rail spacing 700 mm. Fabric design: Classic gray, 2-tone.

5045000 4390,-

Grizzly" slide rail set 2 aluminum slide rails, silver anodized for Vito long. Length: 2540 mm, 4 different driving positions.

58326 529,-

Floor adaptation made of steel Prescribed for the installation of the slide rail.

Right type 1 **58327 239,-**

Center type 2 **583271 289,-**

Fastening set For fastening the slide rails to the vehicle floor. Rail spacing 700 mm (Vito long).

58328 339,90



1 Drawer optionally available

Provides additional storage space for e.g. shoes, cables or on-board tools. The drawer can be removed for loading long parts. Dimensions WxHxD: ca. 49,5x17x69,5 cm. Décor: Basalt

5045090 679,-

2 Front panel optionally available

Mounting is made on the bench instead of a drawer. The front panel is removable and therefore offers a through-loading option for e.g. surfboard or skis up to a maximum length of 2.4 m. (Loading dimensions under the bench: WxH ca. 60x31 cm. Décor: Basalt

5045080 249,-



Base plate 3-piece .

made of waterproof chipboard with PVC covering. For MB Vito (long). Rail spacing 700 mm Décor: ship's bottom

16807 449,-

X-Trem insulator, 15 mm thickness

Extremely heat insulating and very light insulation. Needed under the base plate. Supplied as panels with a 2 x 1 m. (3x for kR)

50009 29,20



Furniture unit as a finished part without technical package

Chic furniture part incl. tall cabinet with sliding door, linen compartment, storage compartment for 2x 5 kg gas bottles. 2 drawers. A roller blind-cabinet offers plenty of space (e.g. for the Porta-Potti Qube 335 chemical toilet, 660102). Cutouts for laying gas, water, hot air and electric are already made. Furniture line without technology, appliances and installation. Decor: White laminate.

15081 2899,-



Technology package-in above furniture line installed

The technical package includes: Sink-stove combination with glass cover, 2x 12 l fresh water canister, 27 l waste water canister, water tap, submersible pump 18 l and hoses, compressor refrigerator (Dometic CRP 40, ca. 39 l), gas system prepared for 2x 5 kg gas bottle. 12 V/230 V system with Reimo fuse panel 714, Carbest switch-mode charger 15 A, circuit breaker 13 A with Fi, CEE input socket and connection parts. 24 LED aluminum line light in kitchen part.

191005E 3999,-



Truma gas heater VarioHeat eco Built in furniture unit, incl. fireplace. The opening for the chimney as well as the chimney still have to be attached to the vehicle.

720304E 2529,-



Table decor mandarin

Table system with swivel table frame

multifunction table with integrated table frame in the bottom. It allows the table to be placed outside the vehicle and thus also serves as a camping table. Table top ca. 85x47 cm, material: laminate. Table decor: mandarin, table edge silver. Delivery includes stainless steel swivel table frame for mounting on the front panel of the bench.

10694S 679,-



Overhead locker As a prefabricated part above the rear bench seat for additional storage space. Cabinet pre-assembled. Only in combination with sleeping roof. Décor: Apple laminate.

15082 449,-



Portable camping toilet Porta Potti 335

Suitable for furniture line. High quality plastic for maximum hygiene.

660102 189,-

REIMO CITYVAN - MERCEDES BENZ VITO

Based on Mercedes Benz Vito long station wagon (overall length 514 cm) from 8/2014

True multifunctional mobile.

Multifunctional driving pleasure in perfection with extensive standard equipment for high demands. The generous space concept and the convertibility open up limitless possibilities.



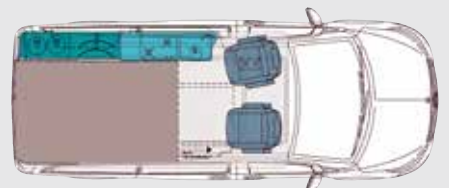
Technical specifications CityVan short wheelbase:

| | |
|-------------------------------------|--|
| Sleeps on sleeping/seating bench: | 2 - 4 |
| Sleeping berths with sleeping roof: | 4 |
| Bed size sleeping roof: | 200x120 cm |
| Light bed measure: | 198x140 cm |
| Sleeping/seating bench: | Variotech® 3000 |
| Seats with three-point seat belts: | 5 - 6 |
| Stove: | 1-Flame gas, or spirit |
| Cooling unit: | Compressor cooler (26 l) |
| Furniture construction: | Poplar plywood with HPL laminate and postforming edges |
| Fresh water / waste water: | 13 l / 13 l |
| Closet: | ca. 57 x 24 x 82 cm / ca. 112 l |
| Overhead cabinet: | 123 x 27 x 11 cm / ca. 36 l |

| | |
|-------------------------|------------------------------------|
| Rear storage space | |
| - with / without bench: | 2900 l / 4400 l |
| - under bed extension: | WxHxD 121x37x60 cm |
| - under the bench: | 60 x 31 cm through-loading option: |
| | 2,4 m |



Day position



Night position



For further equipment and options please contact Your specialist dealer. Fig. show partly special equipment, which are not included in the scope of delivery.



Sleeping/seating bench Variotech® 3000

Three-seater, Gr. 14, total width: 1305 mm. Upholstery width: 1250 mm, sleeping surface: 1980x1400 mm. 3 integrated retractable headrests, 3 seat belts, Isofix attachment points for a maximum of 2 child seats (middle seat cannot be used when a child seat is used), fold-up rear upholstery (storage height under rear upholstery: 46 cm), side panel. Ready upholstered incl. rear cushion. Bench sliding and removable. Rail spacing 1050 mm. Fabric design: Classic gray, 2-tone.

5045000 4390,-

Slide rail set "Grizzly" 2 aluminum slide rails, silver anodized for Vito long. Length: 2540 mm, 4 different driving positions.

58326 529,-


Floor adapter for steel For slide rail set "Grizzly" for long wheelbase. For fastening the slide rails to the vehicle floor. Rail spacing 1050 mm.

Right type 1 **58327 239,-**

Center type 2 **583271 289,-**

Fastening set For slide rail set "Grizzly" for short wheelbase. For fastening the slide rails to the vehicle floor. Rail spacing 1050 mm

58328 339,90



1 Drawer

Provides additional storage space for e.g. shoes, cables or board tools. The drawer can be removed for loading long parts. Dimensions WxHxD: ca. 66,5x17x69,5 cm. Décor: Basalt

5045090 679,-

2 Front panel

Mounting is made on the bench instead of a drawer. The front panel is removable and therefore offers a through-loading option for e.g. surfboard or skis up to a maximum length of 2.4m. (Loading dimensions under the bench: WxH ca. 75x31 cm. Décor: Basalt

5045080 249,-



Base plate 3-piece .

made of waterproof chipboard with PVC covering. Rail spacing 1050. For MB VITO Décor: ship's bottom

168071 449,-

X-Trem insulator, 18 mm thickness

Extremely heat insulating and very light insulation. Is needed under the base plate 3x for LR. Supplied as panels with a 2 x 1 m.

50009 29,20



Furniture line as a finished part without technical package

Elegant furniture part with cover flaps. Prepared for the installation of water system, compact sink and cooler box. Series decor: high gloss anthracite-silver.

15083 2989,-



Technical package installed in the above

furniture line The water system consisting of: Stainless steel basin 325 x 176 mm, automatic water tap, 2x 13-liter canister, submersible pump, 12 V connection parts, water hose (10 and 19 mm) , and small parts. Slim cooler with plenty of space and only about 200 mm deep. Temperature range from +1° C to 10° C. External cooling unit, Danfoss BD 2.5 compressor. Dimensions: ca. WxHx 50x36x20 cm Weight ca. 18.9 kg. built in.

Water systems 60004E 399,-

Water systems with fuse channel 713 60004EE 699,-

Compressor cooler 26 l 71177E 1319,-



Cartridge stove Camp Bistro DLX With safety lock system and piezo ignition. Power: 2200 W, dimensions: WxHxD 37x12x28x12 cm, Weight: ca. 1,9 kg

706474 69,99



Diesel parking heater Carbest VanHeat 2.0-DH

For mounting under the passenger seat, power 2 kW, incl. altitude kit up to 5,000 m and digital control panel. Incl. Tank removal set and extensive mounting material.

48182 649,-

Mounting bracket under passenger seat **481821 49,95**



Table system with swivel table frame

multifunction table with integrated table frame in the bottom. It allows the table to be placed outside the vehicle and thus serves as a camping table. Table top ca. 85x47 cm, material: laminate. Table decor: mandarin, table edge silver. Delivery includes stainless steel swivel table frame for mounting on the front panel of the bench.

10694S 679,-



Hanging roof cupboard for Easy Fit sleeping

roof with slatted bed As a prefabricated part above rear bench seat for additional storage space. Cabinet pre-assembled. For short or long wheelbase with decor: high-gloss anthracite-silver.

15085 459,-



Porta-Potti Box made of HPL laminate with upholstered pad. (Without toilet) Decor: Anthracite silver

10696 839,-

Portable camping toilet Porta Potti 335

Suitable for Porta Potti kit. High quality plastic for maximum hygiene.

660102 189,-

REIMO WEEKENDER - MERCEDES BENZ VITO

Based on Mercedes Benz Vito long station wagon (overall length 514 cm) from Bj. 8/2014

Large capacity van for up to 5 people.

- Large flat sleeping surface over the entire inner width with high lying comfort - without disturbing seams or straps
- Sliding and removable 3-person bench seat with integrated 3-point seat belts as well as retractable headrests and Isofix mounts for 2 child seats
- Through-loading option for long parts when removing the drawer or front panel



Whether for business, everyday life or leisure - the Reimo Weekender is the perfect first vehicle for any occasion.

The all-rounder Weekender is a large-capacity sedan for everyday and professional use, with plenty of room for passengers to move around and ample storage space in the rear.

In the spare time it becomes with the optional kitchen block the perfect travel companion with 2 - 4 full sleeping places (sleeping roof optional).



For further equipment and options please contact Your specialist dealer. Fig. show partly special equipment, which are not included in the scope of delivery.

Technical specifications

| | |
|--|--------------------|
| Sleeps on sleeping/seating bench: | 2-4 |
| Sleeping berths with optional sleeping roof: | 4 |
| Light bed size with storage box: | 198x140 cm |
| Bed size sleeping roof: | 200x120 cm |
| Sleeping/sitting bench: | Variotech® 3000 |
| Seats with three-point seat belts: | 5 |
| Rear storage space | |
| - with / without bench: | 3400 l / 5200 l |
| - under bed extension: | WxHxD 126x37x60 cm |



Day position



Night position



Sleeping/seating bench Variotech® 3000

For vehicles without sideways. Plastic cladding. Three-seater, Gr. 17, total width bench: 1380 mm. Upholstery width: 1330 mm, sleeping surface: ca. 1980x1600 mm. 3 integrated retractable headrests, seat belts. Isofix attachment points for max. 2 child seats (middle seat not usable when using a child seat), fold-up rear upholstery (storage space height under rear upholstery: 2 cm) Rear cushion (storage space height under rear cushion: 46 cm), front panel and side panel. Ready upholstered incl. rear cushion. Bench sliding and removable. Rail spacing 1050 mm. Fabric design: Classic gray, 2-tone.

5045100 4590,-

Grizzly" glide bar set For Variotech® 3000. Length: 2540 mm.

58326 529,-

Floor adaptation steel

for rail spacing 1050 mm

58327 239,-

Fastening set For slide rail set "Grizzly" for short wheelbase. For fastening the slide rails to the vehicle floor. Rail spacing 1050 mm.

583282 185,90



1 Drawer

Provides additional storage space for e.g. shoes, cables or on-board tools. The drawer can be removed for loading long parts. Dimensions WxHxD: ca. 83,5x17x69,5 cm. Décor: Basalt

5045190 679,-

2 Front panel

Mounting is made on the bench instead of a drawer. The front panel is removable and therefore offers a through-loading option for e.g. surfboard or skis up to a maximum length of 2.4 m. (Loading dimensions under the bench: WxH ca. 60x31 cm. Décor: Basalt

5045180 249,-



Base plate 3-piece .

made of waterproof chipboard with PVC covering. For original Mercedes Benz Vito sill trim Décor: ship bottom

168071 449,-

X-Trem insulator, 18 mm thickness.

Extremely heat insulating and very light insulation. Is needed under the floor panel 3x for long wheelbase. Supplied as panels of 2 x 1 m each.

50009 29,20



Diesel parking heater Carbest VanHeat 2.0-DH

For mounting under the passenger seat, power 2 kW, incl. altitude kit up to 5,000 m and digital control panel. Incl. Tank removal set and extensive mounting material.

48182 649,-

Mounting bracket under passenger seat **481821 49,95**



Table decor mandarin

Table system with swivel table frame

multifunction table with integrated table frame in the bottom. It allows the table to be placed outside the vehicle and thus serves as a camping table. Table top ca. 85x47 cm, material: laminate. Table decor: mandarin, table edge silver. Delivery includes stainless steel swivel table frame for mounting on the front panel of the bench.

10694S 679,-



Hanging roof cupboard for Easy Fit sleeping roof with slatted bed As a prefabricated part above rear bench seat for additional storage space. Cabinet pre-assembled. For long wheelbase with decor: apple laminate.

15085 459,-

REIMO VAN-CONCEPT

RENAULT TRAFIC OPEL VIVARO FIAT TALENTO NISSAN NV 300

The Reimo TrioStyle camping equipment for Renault, Opel, Fiat and Nissan leaves nothing to be desired on vacation or in your free time.

The exclusive furniture line with full equipment and plenty of storage space offers the highest comfort for individual vacation trips.

The large sleeping area, which extends over the entire width of the vehicle, guarantees the best sleeping comfort on the road.

■ CONTENT ■

REIMO TRIOSTYLE 88-89

REIMO WEEKENDER 90-91



REIMO TRIOSTYLE - RENAULT/FIAT/NISSAN/OPEL

Based on Renault Trafic/Fiat Talento/Nissan NV300 (KR) from 7/2014/
Opel Vivaro B Kombi until 3/2019

Travel without compromise.

- The exclusive camper with full equipment and chic furniture line
- For up to 7 passengers, with two additional individual seats (all seats with three-point seat belts)
- Rample storage space in the rear thanks to sliding and removable sleeper/seat bench



Sleeping/seating bench for 3 persons. Exclusive kitchenette with all the comforts: large 40 liter compressor refrigerator, closet with linen compartment, storage compartment, suitable for portable camping toilet, swivel work and dining table.



For further equipment and options please contact Your specialist dealer. Equipment for the long wheelbase can be found at: www.reimo.com. Fig. show partially. Special equipment not included in the scope of delivery.

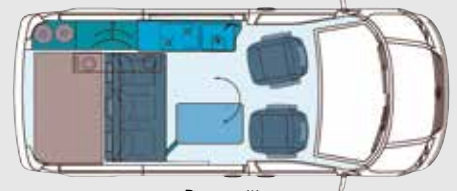


Technical specifications TrioStyle short wheelbase:

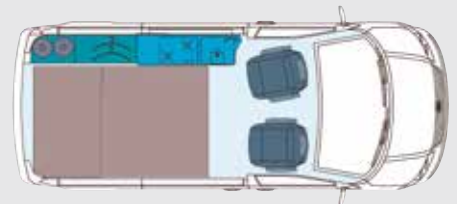
| | |
|--|----------------------------------|
| Sleeps on sleeping/seating bench: | 2 |
| Sleeping berths with optional sleeping roof: | 4 |
| Light bed measure: | 200 x 125 cm |
| Dimension roof bed: | 187 x 140 cm |
| Sleeping/sitting bench: | Variotech® 3000 |
| Seats with three-point seat belts: | 5 |
| Stove: | 2-burner gas stove |
| Cooling unit: | Compressor refrigerator |
| | Dometic CRP 40 (ca. 39 l)* |
| Gas capacity: | Space for 2x 5 kg gas bottle |
| Furniture construction: | Poplar plywood with HPL laminate |
| Fresh water / waste water: | 2x 12 l / 43 l |
| Tall cabinet: | 104 x 127 x 38 cm |
| Overhead cabinet: | 123 x 27 x 11 cm / ca. 36 l |
| Rear storage space | |
| - with / without bench: | 2260 l / 3950 l |
| - under bed extension: | WxHxD 106x40x65 cm |
| - under the bench: | 75x28x43 cm / 90 l |

*Included in the technology package

| | |
|--------------------------------|------------|
| Total permissible mass: | 2700 kg |
| payload without sleeping roof: | ca. 380 kg |
| payload with sleeping roof: | ca. 320 kg |



Day position



Night position





Sleeping/seating bench Variotech® 3000

Three-seater, Gr. 10 Total width: 1205 mm, cushion width: 1150 mm, sleeping surface: 1960x1210 mm. 3 integrated retractable headrests, 3 seat belts, Isofix attachment points for a maximum of 2 child seats (middle seat not usable when using a child seat), foldable Rear cushion (storage space height under rear cushion: 46 cm), 1 side panel. Ready upholstered incl. rear cushion. Bench sliding and removable. Rail spacing 673 mm. Fabric design: Classic gray, 2-tone.

5044000 4440,-

Grizzly" glide bar set For Variotech® 3000. Length: 2489 mm.

58128 499,-

Bottom reinforcement, steel 1-piece.

Prescribed for the installation of the floor rail. Short/Long wheelbase.

581251 Front 229,-

581252A Rear 389,90

Fastening set For slide rail set "Grizzly" for short wheelbase. For fastening the slide rails to the vehicle floor. Rail spacing 673 mm.

58133 218,90



1 Drawer

Provides additional storage space for e.g. shoes, cables or on-board tools. The drawer can be removed for loading long parts. Dimensions WxHxD: ca. 49,5x17x69,5 cm. Décor: Basalt

5044090 679,-

2 Front panel

Mounting is made on the bench instead of a drawer. The front panel is removable and therefore offers a through-loading option for e.g. surfboard or skis up to a maximum length of 2.4 m. (Load-through dimensions under the bench: WxH ca. 31x60x31 cm. Décor: Basalt

5044080 249,-



Base plate 3-piece .


made of waterproof chipboard with PVC covering. For Renault Trafic and others. 673 mm rail spacing Décor: ship's bottom

141142 459,-

X-Trem insulator, 18 mm thickness.

Extremely heat insulating and very light insulation. Is needed under the base plate, 2x for KR. Supplied as panels of 2 x 1 m each.

50009 29,20



Furniture line as a finished part, without technical package

Exclusive furniture part with continuous front in Apple decor. Large closet with sliding door, linen compartment and storage compartment for 2x 5 kg gas bottles. The kitchen section offers you space for the Porta-Potti Qube 335 chemical toilet (660102), as well as plenty of space for provisions and equipment. Cutouts for the installation of gas, water, hot air, electricity, as well as other assembly preparations are already made.

Decor furniture line: Laminate high gloss silver.

16050 3799,-



The technical package includes: Sink-stove combination with glass cover, 2x 12 l fresh water canister, 27 l waste water canister, water tap, submersible pump 18 l and hoses, compressor refrigerator (Dometic CRP 40, ca. 39 l), gas system prepared for 2x 5 kg gas bottle. 12 V/230 V system with Reimo fuse panel 714, Carbest switch-mode charger 15 A, circuit breaker 13 A with FI, CEE input socket and connection parts. 24 LED aluminum line light in kitchen part.

191005E 3999,-



Truma gas heater VarioHeat eco Built in furniture unit, incl. fireplace. The opening for the chimney as well as the chimney still have to be attached to the vehicle.

720304E 2529,-



Table decor mandarin

Table system with swivel table frame

Multifunction table with integrated table frame in the bottom. It allows the table to be placed outside the vehicle and thus serves as a camping table. Table top ca. 85x47 cm, material: laminate. Table decor: mandarin, table edge silver. Delivery includes stainless steel swivel table frame for mounting on the front panel of the bench.

10694S 679,-



Hanging roof cupboard for Easy Fit sleeping roof with slatted bed

As a prefabricated part above rear bench seat for additional storage space. Cabinet pre-assembled. For short or long wheelbase with decor: laminate, high-gloss silver.

160547 479,-



Portable camping toilet Porta Potti 335

Suitable for TrioLoft furniture line. High quality plastic for maximum hygiene.

660102 189,-

REIMO WEEKENDER - RENAULT/FIAT/NISSAN/OPEL

Based on Renault Trafic/Fiat Talento/Nissan NV300 (KR) from 7/2014 Opel Vivaro B Kombi until 3/2019

Large capacity van for up to 5 people.

- Large flat sleeping surface over the entire inner width with high lying comfort - without disturbing seams or straps
- Sliding and removable 3-person bench seat with integrated 3-point seat belts as well as retractable headrests and Isofix mounts for 2 child seats
- Through-loading option for long parts when removing the drawer or front panel



Whether for business, everyday life or leisure - the Reimo Weekender is the perfect first vehicle for any occasion.

The all-rounder Weekender is a large-capacity sedan for everyday and professional use, with plenty of room for passengers to move around and ample storage space in the rear.

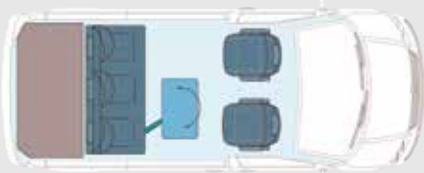
In the spare time it becomes with the optional kitchen block the perfect travel companion with 2 - 4 full sleeping places (sleeping roof optional).



Please ask for further equipment and options at your specialist dealer. Fig. show partially special-equipment that are not included in the scope of delivery.

Technical specifications Weekender:

| | |
|--|---|
| Sleeps on sleeping/seating bench: | 2 |
| Sleeping berths with optional sleeping roof: | 4 |
| Bed size sleeping roof: | 187x140 cm |
| Light bed measure: | 200 x160 cm sleeping/ sitting bench: |
| | Variotech® 3000 |
| Seats with three-point seat belts: | 5 |
| Rear storage space | |
| - with / without bench: | 3000 l / 5000 l |
| - under bed extension: | DxWxH 65x126x40 cm |



Day position



Night position



Sleeping/seating bench Variotech® 3000 For vehicles without sideways . Plastic cladding. Three-seater, Gr. 17, total width bench: 1380 mm. Upholstery width: 1330 mm, sleeping surface: ca. 1960x1600 mm. 3 integrated retractable headrests, seat belts. Isofix attachment points for max. 2 child seats (middle seat not usable when using a child seat), fold-up rear upholstery (storage space height under rear upholstery: 2 cm) Rear cushion (storage space height under rear cushion: 46 cm), front panel and side panel. Ready upholstered incl. rear cushion. Bench sliding and removable. Rail spacing 1020 mm. Fabric design: Classic gray, 2-tone.

5044300 4390,-

Grizzly" glide bar set For Variotech® 3000. Length: 2489 mm.

581280 499,-

Fastening set For slide rail set "Grizzly" for short wheelbase. For fastening the slide rails to the vehicle floor. Rail spacing 1020 mm.

58135 244,-



1 Drawer

Provides additional storage space for e.g. shoes, cables or on-board tools. The drawer can be removed for loading long parts. Dimensions WxHxD: ca. 83,5x17x69,5 cm. Décor: Basalt

5044390 679,-

2 Front panel

Mounting is made on the bench instead of a drawer. The front panel is removable and therefore offers a through-loading option for e.g. surfboard or skis up to a maximum length of 2.4 m. (Loading dimensions under the bench: WxH ca. 60x31 cm. Décor: Basalt

5044380 249,-



Base plate 3-piece .

made of waterproof chipboard with PVC covering. For original TRAFIC and others 1020 mm rail spacing Décor: ship's bottom

141146 459,-

X-Trem insulator, 18 mm thickness.

Extremely heat insulating and very light insulation. Is needed under the base plate, 2x for KR. Supplied as panels with a 2 x 1 m.

50009 29,20



Table décor mandarin

Table system with swivel table frame

multifunction table with integrated table frame in the bottom. It allows the table to be placed outside the vehicle and thus also serves as a camping table. Table top ca. 85x47 cm, material: laminate. Table décor: mandarin, table edge silver.

Delivery includes stainless steel swivel table frame for mounting on the front panel of the bench.

10694S 679,-



REIMO VAN-CONCEPT

FORD TRANSIT CUSTOM

The comfort camper with plenty of space. Thanks to its wider interior compared to similar models in its vehicle class, the Ford Transit Custom offers noticeably more living space in the vehicle.

In combination with the Reimo TrioStyle camping equipment, your individual camping dream vacations are guaranteed even before you start your trip.

■ CONTENT ■

.....
REIMO TRIOSTYLE FOR FORD TRANSIT CUSTOM94-95
.....

REIMO TRIOSTYLE - FORD TRANSIT

Based on Ford Transit Custom, short wheelbase station wagon (L1/H1) + flat roof, My. 2013-2022

Five stars on wheels.

- Exclusive camping full equipment
- 5 three-point seatbelts allow driving with 5 persons (up to 6 persons with optional single seat)
- Ample storage space in the rear as well as under the bench
- Seat sliding and easily removable
- Swivel work / dining table
- Easily accessible water/wastewater canisters in the stern



A clever expansion highlight is the storage flap, which is integrated into the underside of the bed. It allows quick access to travel utensils and luggage in the trunk from inside the vehicle when the bench seat is converted into a sleeper bench.

This means you don't necessarily have to leave the vehicle, which is especially handy in bad weather.



Sideboard as bed widening optionally available (see right side - 50420M)



Sleeping/sitting bench for 2/3 persons. Kitchen with all comforts: refrigerator*, large closet with linen compartment and swivel work and dining table.

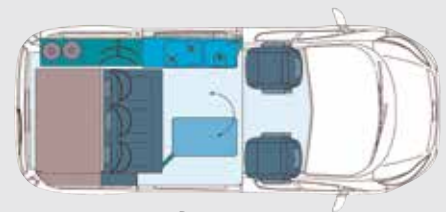
Technical specifications

| | |
|--|--|
| Sleeps on sleeping/seating bench: | 2 |
| Sleeping berths with optional sleeping roof: | 4 |
| Light bed measure: | 209x134 cm |
| Bed size sleeping roof: | 202x130 cm |
| Sleeping/seating bench: | Variotech® 3000 |
| Seats with three-point seat belts: | 5 |
| Stove: | 2-burner gas stove* |
| Cooling unit: | Compressor refrigerator Dometic CRP 40 (39 l)* |
| Gas capacity: | Space for 2x 5 kg gas bottle |
| furniture construction: | Poplar plywood with HPL laminate and postforming edges |
| Fresh water / waste water: | 2x 12 liters* |
| Closet: | ca. 57x82x24 cm / ca.112 liters |

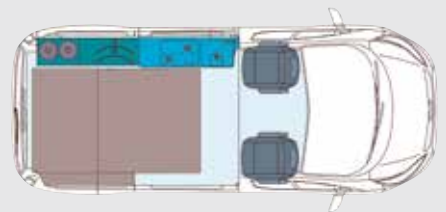
| | |
|-------------------------|-----------------------------|
| Tall cabinet: | 58 x120/82x26/20 cm / 120 l |
| Overhead cabinet: | 97x36x9 cm / ca. 32 l |
| Rear storage space | |
| - with / without bench: | 2700 l / 4200 l |
| - under bed extension: | WxD 115x40x61 cm |
| - under the bench: | 75x28x43 cm / 90 l |

*Included in the technology package

| | |
|--------------------------------|------------|
| Total permissible mass: | 3000 kg |
| payload without sleeping roof: | ca. 598 kg |
| payload with sleeping roof: | ca. 543 kg |



Day position



Night position



For further equipment and options please contact Your specialist dealer. Fig. show partly special equipment, which are not included in the scope of delivery.



Sleeping/seating bench Variotech® 3000

Three-seater, Gr. 10, total width: 1205 mm, upholstery width: 1150 mm, sleeping surface ca. 2020x1340 mm. 3 integrated retractable headrests. 3 seat belts, Isofix Attachment points for a maximum of 2 child seats for the outer seats (middle seat cannot be used when a child seat is used), fold-up rear cushion (storage space height under rear cushion: 46 cm), side panel. Ready upholstered incl. rear cushion. Bench slidable and removable. Rail spacing 766 mm. Fabric design: Classic gray, 2-tone.

5042000 4440,-

Inclusive Grizzly" slide rail set

2 aluminum slide rails, Silver anodized for Ford Transit Custom. Length: 2860 mm, 4 different driving positions.

581960 569,-

Steel floor adapter 4-piece .

For installation of the slide rail prescribed with screw set.

58193 515,90



1 Drawer

Provides additional storage space for e.g. shoes, cables or on-board tools. The drawer can be removed for loading long parts. Dimensions HxWxD: ca. 17x49,5x69,5 cm. Décor: Basalt

5042090 679,-

2 Front panel

Mounting is made on the bench instead of a drawer. The front panel is removable and therefore offers a through-loading option for e.g. surfboard or skis up to a maximum length of 2.4 m. (Loading dimensions under the bench: WxH ca. 60x31 cm. Décor: Basalt

5042080 249,-



Base plate 3-piece .

made of waterproof chipboard with PVC covering. Rail spacing: 766 mm. For Ford Custom short wheelbase. Décor: ship's bottom

105230 419,-

Including base plate insulation. X-Trem insulator, 18 mm thickness.

Extremely heat insulating and very light insulation. Needed under the base plate. Plate size 2 x 1 m. (You need 3 plates). 1 pc.

50009 29,20



Furniture unit as a prefabricated part without technical package

Chic furniture part with large closet with sliding door, linen compartment and storage compartment for 2x 5 kg gas bottles. The kitchen section offers you space for the Porta-Potti Qube 335 chemical toilet with 2 drawers and a tambour cabinet (660102), as well as plenty of space for provisions and equipment. Cutouts for laying gas, water, hot air and electric are already made. Décor: High gloss silver

180806 3999,-



Technology package-in above furniture line

Built into the furniture line as standard. Sink and stove with glass cover fit perfectly into the slate-colored countertop. Gas system prepared for 2x 5 kg gas bottle, compressor refrigerator Dometic CRP 40 (ca. 39 l), 12 V/230 V system with Carbest switch-mode charger 20 A, 12 and 230 V socket, circuit breaker 13 A with FI, AGM battery 100 Ah, input socket and LED light are supplied for connection in the vehicle. 2x 12-l fresh water canister with tap and 18-l submersible pump. 27-liter waste water tank with mounted connections is supplied for installation in the vehicle behind the kitchen section.

191005E 3999,-



Truma gas heater VarioHeat eco Built in furniture unit, incl. fireplace. The opening for the chimney as well as the chimney still have to be attached to the vehicle.

720304E 2529,-



Table system with swivel table frame

multifunction table with integrated table frame in the bottom. It allows the table to be placed outside the vehicle and thus also serves as a camping table. Table top ca. 85x47 cm, material: laminate. Table decor: mandarin, table edge silver. Delivery includes stainless steel swivel table frame for mounting on the front panel of the bench.

10694S 679,-



Overhead locker As a prefabricated part above rear bench seat. Can be used as additional storage space. Only in combination with sleeping roof. High gloss silver

180816 469,-

Sideboard (see left side) The sideboard is next to the bench and also serves as a bed widening incl. cushion.

50420M 549,-



Portable camping toilet Porta Potti 335

Suitable for TrioStyle furniture line. High quality plastic for maximum hygiene.

660102 189,-



■ CONTENT ■



REIMO TRIP 98-99
FURNITURE DECORS AND UPHOLSTERY FABRICS 100-101

REIMO VAN-CONCEPT

CITROËN SPACETOURER PEUGEOT TRAVELLER TOYOTA PROACE VERSO OPEL ZAFIRA D LIFE FIAT ULYSSE

With the Reimo Trip extension your everyday vehicle becomes a true all-rounder with smart camping equipment.

Modern design language and high-quality materials create a feel-good ambience in the vehicle and the enormous variability offers a completely individual use for vacation and leisure.



REIMO TRIP - CITROËN SPACETOURER

Based on Citroën SpaceTourer M and identical, with original seating in rail system

The all-rounder with smart camping equipment

- Modular furniture line with elegant design
- Highest variability due to mounting in the original floor rails
- Thereby possibilities of use as 2-8-seater, camper and transporter
- Both furniture modules can be used independently
- Bed module using the original 2-person bench



With the Reimo trip extension based on Citroën SpaceTourer/Peugeot Traveller or identical vehicles, you are particularly flexible on the road thanks to the modular extension.



Modern design language, noble and robust materials and the enormous variability in use make the extension an all-rounder and design highlight.

Maximum variability is achieved by anchoring in the original floor rails: This enables use as a camper as well as an everyday vehicle (2-8 seater) and van in equal measure. The modules can either be permanently installed or removed without tools. No modification to the base vehicle is required to install the modules.

Also suitable for the following vehicles:

Peugeot Traveller from Bj. 2016, Toyota Proace Verso from Bj. 2016, Opel Zafira D Life (length 4.96 cm) from Bj. 2019
Fiat Ulysse from Bj. 2022

Technical specifications Citroën SpaceTourer

| | |
|--|-----------------------|
| Sleeps on sleeping/seating bench: | 1 |
| Sleeping berths with optional sleeping roof: | 3 |
| Bed size sleeping roof: | 198x120 cm |
| Light bed measure: | 198 x 85/95 cm |
| Sleeping/seating bench: | 2 series bench |
| Seats with three-point seat belts: | 4 to 8 |
| Refrigerator: Compressor cooler | (40 l) |
| Stove: | 1 flame gas cartridge |
| Fresh water: | 16 Ltr. Canister |
| Waste water: | 16 Ltr. Canister |
| Rear storage space under bed: | ca. 140x65x43 cm |
| Storage space by bench: | 60 x 65 x 43 cm |

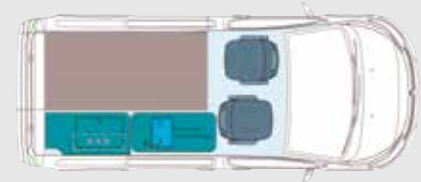
(data according to manufacturer)

| | |
|----------------------------------|-------------|
| Vehicle length (KR) | ca. 4956 mm |
| Vehicle width | ca. 1920 mm |
| Vehicle height without roof (KR) | ca. 1890 mm |
| Vehicle height with roof (KR) | ca. 2000 mm |

| | |
|--------------------------------|-------------|
| Total permissible mass: | ca. 2780 kg |
| Payload: | ca. 1360 kg |



Day position



Night position



For further equipment and options please contact Your specialist dealer. Fig. show partly special equipment, which are not included in the scope of delivery.



Bed module The module is screwed into the floor rails of the vehicle and can be removed. Comfortable single bed with sleeping surface ca. 198 x 90 cm. The bed consists of a frame and foldable cushions that lay on the folded original bench. Cover black 100% polyester.

18373 **770,-**



Kitchen module as a prefabricated part without built-in technology The kitchen module does not contain technology. This can be assembled and installed according to your own wishes. In the countertop of the kitchen module is already installed stainless steel sink. Prepared for 2 x 16 l water canisters. The kitchen module offers enough space for camping equipment and the optional 1-flame cartridge stove. The module is screwed into the original floor rails of the vehicle and can be removed in a few simple steps. With 2 roller shutter doors. Decor Pearl Black

18370 **1999,-**

Kitchen module as a prefabricated part with built-in technology

In the kitchen module is already installed stainless steel sink and water system with removable faucet and hose for outdoor shower function. A submersible pump 18 l and 1x 16 l fresh and waste water canister each as well as cable connectors are part of the equipment. Decor Pearl Black

18379 **3499,-**



Cooling box module as a prefabricated part without built-in technology

The cooling box module does not contain any technology, but has the cut-out in the cover plate and is prepared for the installation 40-l compressor cooling box, which is loaded from the top.

The module is screwed into the original floor rails of the vehicle and is removable. In the rear area there is a storage compartment with door. Decor Pearl Black

18371 **1799,-**

Cooling box module as a prefabricated part with built-in technology

The cooling box module is equipped with a complete technology package. Included are: 40 l compressor cooler, 12 V system with 60 Ah AGM battery, charge booster and cable plug-ins. Decor Pearl Black

18380 **3999,-**

Technical package 230 V as kit

Consisting of: Carbest switch-mode charger 20 A, CEE input socket, 13 A circuit breaker with RCD switch, charge booster, 1 x 230 V built-in socket and 12 V built-in socket. The 230 V kit is installed under the passenger seat and supplied as a kit.

18378 **379,-**



Table system with wall bracket With folding table base and bracket to hang on the kitchen module. Table top HPL Pearl Metallic 15 mm Size: 76 x 46 cm. The table is stored behind the furniture line.

18372 **299,-**



Cartridge stove Camp Bistro DLX With safety lock system and piezo ignition. Power: 2200 W, Dimensions: WxHxD37x12x28 cm, Weight: ca. 1.9 kg


706474 **69,99**



FURNITURE DECORS - FLOOR TILES

Overview of furniture decors and floor panels for all finishing furniture

Furniture decors



High gloss white or silver
Poplar plywood with 0.6 mm HPL coating (High Pressure Laminate), both sides



Pearl Black
Poplar plywood with 0.6 mm HPL coating (High Pressure Laminate), both sides



Anthracite metallic
Poplar plywood with 0.6 mm Laminate coating, both sides



High gloss olive
Poplar plywood with 0.6 mm HPL coating (High Pressure Laminate), on both sides




Walnut
Poplar plywood with 0.6 mm HPL coating (High Pressure Laminate), both sides



Apple Laminate
Poplar plywood with 0.6 mm HPL coating (High Pressure Laminate), both sides



Poplar plywood natural-T3
on both sides



Granitto -T3/T4/T5/T6
Poplar plywood with 0.6 mm HPL coating (High Pressure Laminate), both sides

| Expansion Furniture decor | VW Caddy | VW T3 | VW TrioLoft | VW Multi-Style | VW Sport Camper | VW Travel Style | VW Week-enderPlus | TrioStyle | VW/ Mercedes CityVan | Citroën Trip |
|------------------------------|----------|-----------------------|-------------|----------------|-----------------|-----------------|-------------------|-------------------------|----------------------|--------------|
| High gloss white | ● Camp | | | ○ | | | | ○ VW/Ford ● Mercedes | ○ | |
| High gloss silver | | | | | | | | ● Ford ● Renault | | |
| Pearl black | | | | | | | | | | ● |
| Anthracite metallic | | | | | | | ● | | ● | |
| High gloss olive/white | ● Active | | ● | | | | | | | |
| Walnut | | | | | | ● | | | | |
| Apple Laminate | | | | ● | ● | | | ● VW | | |
| Poplar plywood nature | | ● Jolly | | | | | | | | |
| Granitto | | ● Speedy ● Florida | | | | | | | | |
| Floor panels | | | | | | | | | | |
| Ship floor | ● Camp | ● | ● | ● | ● | ● | ● | ● | ● | |
| Ticino | | ○ | ○ | ○ | ○ | ○ | ○ | ○ | ○ | |
| Quad | | ○ | ○ | ○ | ○ | ○ | ○ | ○ | ○ | |
| Granitto | ● Active | | | | | | | | | |

● Standard equipment / ○ Option with surcharge

Floor panels



Bottom panel ship's floor (series)
Waterproof glued chipboard with vinyl floorcovering, thickness: 10 mm




Floor panel Tessin (extra charge)
Waterproof glued chipboard with robust vinyl flooring, thickness: 10 mm



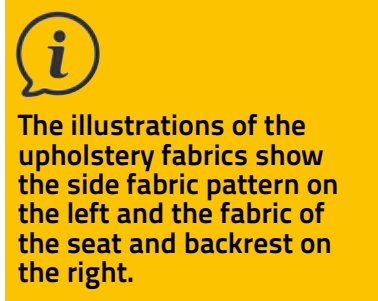
Base plate Quad (extra charge)
Waterproof glued chipboard with vinyl floor covering, thickness: 10 mm

UPHOLSTERY FABRICS BENCHES

Upholstery fabric series all vehicles




Series fabric
Classic dark gray / gray
 100% polyester,
 3 mm foam laminated




Upholstery fabrics VW Transporter with surcharge




Titanium black/Bricks
 VW T6.1 original fabric, 100% polyester,
 4 mm foam laminated




Titanium black/Double Grid
 VW T6.1 original fabric, 100% polyester,
 3 mm foam laminated




Titanium black/quadratic
 VW T6.1 original fabric, 100% polyester,
 3 mm foam laminated



Titanium black/Austin 2-color
 VW T6 original fabric, 100% polyester,
 4 mm foam laminated



Titanium black/Simora 2-color
 VW T6 original fabric, 100% polyester,
 4.5 mm foam laminated



Dark gray/Tasamo 2-color
 VW T5 original fabric, 100% polyester,
 4.5 mm foam laminated




Classic Grey/T5 Austin 2-tone
 VW T5 original fabric, 100% polyester,
 4 mm foam laminated




Classic Grey/Inka 2-tone
 VW T5 original fabric, 100% polyester,
 5 mm foam laminated

Upholstery Mercedes for with surcharge



Uni Black/Caluma 2-colored
 Original fabric Mercedes Vito, flat
 weave polyester, polyurethane,
 nylon.




Black/Tunja 2-color Original
 fabric Mercedes Vito, 100%
 polyester, flat weave.

Upholstery fabrics Ford with surcharge



Trend/Blue Stripe 2-color original
 fabric Ford, 100% polyester, 2 mm
 foam laminated


Upholstery fabrics Renault, Opel, Nissan, Fiat with surcharge



Black/Compo, 2-color
 Renault original fabric, 100%
 polyester, 2 mm foam laminated
 and flat weave. Surcharge



**Black/Black Patterned, 2-color
 - from 2014**
 Renault original fabric, 100%
 polyester, 2 mm foam laminated
 and flat weave. Surcharge



Black/Black scale, 2-color
 Opel original fabric, 100% polyester,
 2 mm foam laminated
 and flat weaves. Surcharge





REIMO VAN-CONCEPT

REIMO MAXICAMPER

Reimo furniture modules that turn your Mercedes Sprinter into an individual camper.

With the Reimo do-it-yourself kits you can turn your van into a maxicamper according to your individual wishes and requirements.

■ CONTENT ■

| | |
|---|---------|
| | |
| FURNITURE MODULES FOR MERCEDES BENZ SPRINTER .. | 104-105 |
| BANK SYSTEMS FOR VW CRAFTER | 106 |
| BODY EXTENSIONS | 107 |
| | |

FURNITURE MODULES FOR MAKERS

With the new Reimo self conversion kits for Mercedes Sprinter you build your individual camping bus according to your needs!

With little effort, you can also use the modules variably.

Furniture decor: Olmo



Sleeping places/storage room

Sleeping roof

Do they need 2 more sleeping places, our maxivan sleeping roof is the right thing for you. Suitable for Sprinter, Crafter, Ducato as well as universal roof for almost all large panel vans. More info in the Reimo camping bus conversion professional catalog on page 136.

Transverse bed in the rear, furniture decor white

1,91x1,32 m (with side widening) consists of:

Storage cabinet left with a compartment for 2 gas bottles 11 kg, space for combi C- gas heater/boiler, large compartment for up to 2 living room batteries and storage space, dimensions ca. 130x85x62 cm.

Storage cabinet right, intended for 105 l fresh water tank 61199, additional storage space. Ca. dimensions 124x85x44 cm. There is storage space for a camping table in front of the rear door.

Alternatively, a canister water system can be placed in the kitchen section.

Folding bed frame, ventilated

Between the wardrobes under the bed is provided a storage area 73 cm wide

1569001 1669,-

Bed cushion for rear bed, ready covered, 3 pieces, high quality foam 10 cm thick. The dimensions of the bed cushion are adapted to the rope body extension (Art. No. 15096).

1569002 529,-



Washroom/shower tray

Washroom for series high roof

2 side walls, back wall, ceiling and double-leaf door with magnetic lock

Dimensions WxHxD 91x190x79 cm

1569004 1249,-

Shower tray made of high quality GRP, extension of the washroom to the shower room, with wheel housing cover, intended for toilet cassette CT4110, raw size 110x85 cm, adaptable

16042 563,-



Overhead cabinets

Storage space above the bench or in the sleeping area.

The overhead cabinets are particularly easy to install, the shelves sit in recesses provided in the roof rails on the right and left and are then bolted to the beams at the top. Door position upwards with high quality mechanics. Prepared for indirect LED lighting on the bottom edge

Roof hanging cabinet front left WxHxD 100x38x25 cm

1569010 519,-

Overhead cabinet rear left WxHxD 114x38x25 cm

1569011 559,-

Roof hanging cabinet rear right WxHxD 114x38x25 cm

1569012 559,-



Bench

Depending on their tastes and needs, they have great options with the bench, which combines well with the table system.

Whether with an optional three-point harness frame for 2 more registered seats or just a large, comfortable seat box. Rear furniture is required for mounting the backrest

Seatbox as a cozy seating area, with ample storage space. WxHxD 74x36x57 cm (not approved for passenger transport).

1569006 249,-

Foam set for seat box
wedge cut for better seating comfort

1569007 169,-

Upholstery set seat and backrest Original fabric Sprinter uni black,

1569008 319,-

Alternatively, you can also use a universal belt buck from our program, clarify the registration in advance with your TÜV



Table system

Suspension table with solid single table base and 2-piece swing-out table top.

1569009 349,-



Base plate

The basis for its further expansion is available as a ready-cut plate with a robust PVC coating or as a universal plate to cut to size yourself. Insulation of 15 mm with the Reimo X-Trem isolator is provided.

Base plate contour milled

10 mm waterproof glued chipboard, PVC covering decor Ticino,
Dimensions ca. 3,32x1,78m

15905 419,-



Kitchen module

Kitchen block with ample storage space. With space for sink and stove, drawer for cutlery and space for pots and dishes. 4 drawers, 1 cabinet compartment

Decor Olmo, worktop Pearl black, dimensions ca. WxHxD 93x91x46 cm

1569005 1249,-



Closet

with compartment for compressor refrigerator 50 l (713570) and cabinet area, storage drawer as access aid at the bottom Dimensions ca. WxHxD 42x190x50 cm

1569003 799,-



Cladding/insulation

After the installation of windows and insulation of the wall and roof is a matter of cladding the walls and doors. Depending on your preference, you can buy from Reimo 3 mm cladding panels, prefabricated wooden cladding kits or thermoformed cladding parts.

For the side and roof cladding we recommend our 3 mm cladding panels in combination with X-Trem insulator for insulation. Open sheet metal surfaces can be well covered with X-Trem Stretch Carpet felt.

Cladding panel Galloway

3 mm plywood coated, 1,22x2,50 m

510071 74,95

Stretch Carpet Dark Gray, 10 sqm,

500840 139,-

You will find further products in our accessories program.



Windows

The agony of choice. If I want good insulation, I choose frame windows with double glazing. If the vehicle should not be immediately recognizable as a motorhome, I choose rigid or sliding all-glass windows. Reimo offers more than 10 different types of windows. For more details look in the catalog or on our homepage.



Body widening

for 6 m Mercedes Sprinter, only for driver's side, extends the interior by ca. 80 mm, material: GRP, surface gelcoat white, paintable, mounting with Sikaflex

15096 499,-

RIDE COMFORT & EQUIPMENT

For large panel vans



Single seat A400

The approved seat with three-point belt for Mercedes Sprinter, VW Crafter and Fiat Ducato.

In conjunction with the aluminum slide rail, the seat can be moved or removed. Choose from 2 plinth heights to find their comfort position. You will need one right and one left socket. Maximum 3 seats can be mounted in one row.

Single seat A400 with 2 armrests

Belt connection left **59372** **1199,-**
 Belt connection right **59371** **1199,-**

Seat base height 23 cm (seat height 41 cm)
 left **59366** **137,90**
 right **59365** **137,90**

Seat base height 28 cm (seat height 46 cm)
 left **59368** **137,90**
 right **59367** **137,90**

Aluminum slide rail double row for mounting one seat or several seats in a row. Ca. 1 meter seat rail required per seat.
 Length 2,40 m **59379** **376,-**

Special glue (600 ml) for gluing the bottom rail
593795 **28,95**

BODY EXTENSIONS

For large panel vans

For Mercedes Benz Sprinter from 2006 (NCV3, VS 30) length 593 mm and VW Crafter 1 and 2 / MAN TGE, length 593 cm and 599 cm respectively

Fitting a body widener to the Sprinter and Crafter extends the bed width in the rear of the vehicle by ca. 110 mm on the driver's side (left) and by ca. 60 mm on the passenger side (right).

The widened space makes it easy to install a transverse bed in the rear of your maxi camper. Increase sleeping comfort by equipping both sides of the vehicle with a body extension. The aerodynamic GRP shapes adapt very well to the vehicle contours and increase the vehicle width by only a few centimeters.

Assembly: The extensions are firmly bonded to the body and stably connected to the vehicle wall by means of additional rivets. Available for driver side (MB Sprinter, VW Crafter, MAN) and passenger side (VW Crafter, MAN).



Fig. shows widening left, MAN

For VW Crafter 2 / MAN TGE

For VW Crafter 2 / MAN TGE from Bj. 2016, vehicle length: 593 cm or 599 cm. Material: GRP, surface: gelcoat black, paintable.

Position: left, extends the interior space by ca. 110 mm.

15095 529,-

Position: right behind the sliding door.

Extends the interior space by ca. 60 mm.

150951 529,-

Optional accessories:

Sliding door distance kit for VW Crafter 2 / MAN TGE

The sliding door clearance kit is required if a body extension is fitted on the right. The kit extends the distance between the open sliding door and the vehicle body. This means that the sliding door can be opened completely even when the body extension is fitted.

28500 139,-



Fig. shows widening VW Crafter 2, right

For VW Crafter 1 / MB Sprinter 2

For VW Crafter 1 / Mercedes Benz Sprinter 2 from Bj. 2006 (NCV3, VS 30), vehicle length: 593 cm. Material: GRP, Surface: Gelcoat. Color black (VW Crafter 1), color white (MB Sprinter), paintable. **Position: left**, extends the interior by ca. 80 mm.

15096 499,-



Fig. shows widening MB Sprinter 2, left

REIMO VAN-CONCEPT

VEHICLE- ROOFS

The extensive range of Reimo roofs offers a unique variety of variants for different base vehicles and use.

Whether sleeping roof, high roof or elevating roof, here you will find the solution for your needs.



▪ CONTENT ▪

| | |
|---|---------|
| ROOF VARIANTS/ADVANTAGES REIMO SLEEPING ROOFS..... | 110-113 |
| EASYFIT SLEEPING ROOF VW T6.1/T6/T5 | 114-121 |
| SLEEP/SUPER FLAT/HIGH AND LIFT ROOFS FOR VW T6.1/T6/T5.. | 122-124 |
| SLEEP / HIGH AND LIFT ROOFS FOR VW T4..... | 125-126 |
| SLEEP / HIGH AND LIFT ROOFS FOR VW T3..... | 127 |
| VW CADDY MAXI SLEEPING ROOF | 129 |
| SLEEP ROOFS FOR FORD/FIAT SCUDO | 130 |
| SLEEP ROOFS FOR CITROËN BERLINGO / JUMPY | 131 |
| SLEEP AND HIGH ROOFS FOR MERCEDES VITO/SPRINTER | 132-133 |
| SLEEPING AND LIFTING ROOFS FOR RENAULT TRAFIC | 134-135 |
| SLEEPING ROOFS FOR MAXIVANS | 136-137 |
| UNIVERSAL LIFTING ROOFS..... | 138-139 |
| REIMO ROOF VARIANTS | 140 |
| ACCESSORIES SLEEPING ROOFS | 141-142 |
| SOLAR SYSTEMS SLEEPINGROOFS/ACCESSORIES FOR HIGH ROOFS .. | 143 |
| SPARE PARTS FOR SLEEPING AND LIFTING ROOFS | 144-145 |



THE RIGHT ROOF FOR YOUR CAR

Sleeping roof, elevating roof and high roof features



Why a sleeping roof?

The Reimo sleeping roof offers the possibility to set up an additional bed with a lying surface of ca. 120 x 200 cm in a compact vehicle.

When set up at an angle, depending on the type of vehicle, the interior height achieved is ca. 180 - 240 cm.

Depending on the model, the roof is equipped with up to 3 windows with mosquito nets, which, depending on the model, can be opened and provide good ventilation.

On most Reimo sleeping roofs you can transport loads up to ca. 30 kg (surfboard or other). Optionally, the sleeping roofs can be equipped with solar panels.



Advantages of a high roof

The Reimo high roof has a solid GRP plastic shell and provides additional storage and living space. It is the solution for the camper who wants to be on the road in almost every season. The fiberglass-reinforced plastic shell is perfect for this, even in bad weather. The aerodynamic shape of the Reimo high roof keeps fuel consumption in check.

Depending on the vehicle type, the roof cutout can be of different sizes (between the crossbars or from windshield to rear). For some roofs Reimo offers a GRP inner shell, ie: You have a clean, smooth and easy to clean interior surface in a simple, convenient way.

Reimo offers a velour interior trim for the Ergoline series. Here you will be supplied with velour fabric covered, pre-glued 20 mm insulation panels.

The classic interior cladding with cladding panels: Here, a lath framework must be glued to the shell with Sikaflex adhesive, then insulated and the wooden cladding attached to it.

In a Reimo high roof can be mounted roof hoods or windows for additional ventilation.

For the transport of surfboards or similar, we recommend our carrier systems (see pages 142-143).



Lifting roof: The inexpensive solution

The Reimo elevating roof: The inexpensive variant when standing height is only required in the kitchen/dressing area.

The interior under the elevating roof is raised by ca. 45 cm, allowing standing height on an area of ca. 1 m².

Depending on the type of vehicle, the roof adds about 6-12 cm. Good ventilation is provided by 3 windows with mosquito net insert that can be closed with tent fabric.

The elevating roof must be set up in parallel. Installation is usually carried out in the area of the sliding door.



NOTICE: To ensure that you can enjoy your correctly installed sleeping roof for a long time, the sleeping and high roofs are only sold to specialist dealers trained by us.

TENT BELLOWS VARIANTS

What are the options?

Climagic tent bellows Larger windows, top breathability



This new tent bellows for VW T6.1/T6/T5 short wheelbase is made of a new synthetic material specially developed for this application. This features improved weather resistance, breathability and durability, as well as easier maintenance. The new tent bellows design with 3 large mosquito windows ensures a particularly airy room experience, best ventilation and plenty of light inside. (window can be closed by means of inner cover).

All 3 mosquito nets are zip-on.



OpenSky Tent Bellows More fresh air and view

For VW T6.1/T6/T5 Easy Fit sleeper roof, front high, short and long wheelbase,

Enjoy the view and plenty of fresh air with the OpenSky Tent Bellows. Easy to open with the sewn-in zipper and attach to the roof with loops.

NOTE: For your own safety and that of your children, do not sleep with the tent bellows open so no one can fall out. For more information, visit www.reimo.com



Sleeping roofs with this symbol are suitable for OpenSky

Conventional tent bellows Living comfort with light and air

For VW T6.1/T6/T5, front and rear high, short and long wheelbase.

Also the normal tent bellows offer plenty of light and air through 2 large side windows and a foil window in the front. The side windows are equipped with mosquito nets that can be opened and provide protection from annoying insects. An easy-to-open blackout is provided by all 3 windows. A forced ventilation system with mosquito netting is located underneath the roof shell in the front area and provides additional fresh air in the vehicle.



ADVANTAGES OF REIMO SLEEPING ROOFS

10 decisive advantages why a Reimo roof is a good decision



Low vehicle height

Your vehicle fits into most standard garages (usual: 2,00 - 2,04 m, please measure)

Simple operation

Easy, almost automatic erection of the roof, high reliability due to gas struts.

Open Sky Tent Bellows (optional)

Tent bellows that can be opened with a zipper. So you can enjoy the view. Please observe the safety instructions at www.reimo.com

Quick-Lock locking system (optional)

Safe and reliable closing without straps and Bowden cables.

Living comfort with light & air

Velour roof lining for best insulation, feel and moisture balance.
2 large mosquito net windows to open. Windows darkenable,
1 forced ventilation for 1 foil window.
(Equipment varies according to vehicle and roof type)

Foot clearance

A large, high scissor achieves ample space in the footwell of the bed.
The new stainless steel comfort shear offers up to 45 cm of foot clearance.

An extra double bed in the roof

In the additional roof bed creates a sleeping area of about 190-200 cm in length and a width of 120-130 cm.

Top aerodynamics

Aerodynamic shape for low wind noise and fuel economy.

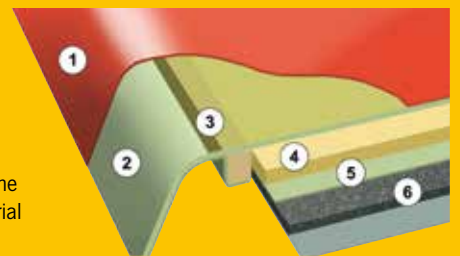
Insulation and stability through sandwich construction

Roof shell in sandwich construction with integrated insulation and reinforcement for a roof load up to max. 30 kg.



Insulation and stability through sandwich construction

- ① Gelcoat
- ② Fiberglass shell
- ③ Laminated inner frame
- ④ Reinforcement material
- ⑤ Glass fiber top layer
- ⑥ Isovelours with lamination



Our roofs are Made in Germany.





Open Sky Tent Bellows

Sleep like at home - the new Reimo luxury beds for sleeping roofs

AT REIMO LUXURY BECOMES THE NEW STANDARD



Aperture of the entrance opening



The luxury beds with spring system for perfect sleeping comfort on the road

Luxury beds have a variety of plastic spring elements and offer you the highest comfort of sleep like at home.

A 40 mm thick mattress provides the best lying comfort, a fabric panel for the roof access provides a homely look for easy access to the roof bed. Gas springs assist in raising and lowering the bed. For sleeping roof EasyFit for VW T6.1/T6/T5, Mercedes Vito and Citroën SpaceTourer.

- As a new standard, new luxury beds are available for the Reimo EasyFit sleeping roofs for VW, MB Vito and Citroën SpaceTourer
- A plastic spring system provides maximum comfort and ensures a pleasant sleep
- Comfortable, 40 mm foam mattress



Color confess

with the colored sleeping roof-tent bellows from Reimo



Bring color to your camping vacation with a colored sleeping roof tent bellows. Individualize so your camper and give their vehicle an independent look and a noble appearance.

The colored tent bellows are available for the sleeping roof Easy Fit with standard tent bellows, Open Sky or Climagic tent bellows, for the vehicles VW T6.1 / T6 / T5 short wheelbase front high.

You will find our configurator on page 117.

Choose from 4 colors your tent bellows.

LIGHT GRAY (STANDARD)

RED

BLUE

ANTHRAZITE

THE REIMO

EasyFit sleeping roof

Sleep like on clouds



Decisive advantages of the EasyFit sleeping roof

- The Reimo EasyFit sleeping roof is extremely flat & aerodynamic
- The GRP roof shell is already provided with integrated insulation during manufacture
- Textile interior lining with foam lamination, - insulating, noise absorbing and moisture compensating
- The Easy-Up system facilitates the closing of the roof and protects the tent bellows
- The separate front spoiler ensures low wind noise
- Installation possible in ca. 6 hours (without cladding roof cutout)
- Simple and reliable operation due to gas struts
- Headroom with open roof incl. bed ca. 205 cm front, 150 cm rear (start of roof cutout/start of C-pillar)
- Secure roof closure with 2 straps or optional Quick-Lock closure system
- Reinforcement frame is integrated and available in two versions :
 - Standard for vehicles with hardboard interior trim
 - Optional for vehicles with molded headliner/climate headliner
- Various tent bellows options
- Optional roof bed -sleeping area ca. 195 cm x 120 cm
- Foot clearance in the bed under the scissors about 45 cm

The following EasyFit variants are available:

- Configured to your requirements for VW T6.1/T6/T5 short wheelbase, front high, page 119
- VW T6.1/T6/T5 short wheelbase, rear high, page 118
- VW T6.1/T6/T5 long wheelbase, front/rear high, page 118
- Ultraflat for VW T6.1/T6/T5 short wheelbase, front high, page 119
- Citroën Jumpy/SpaceTourer and similar, page 131
- Mercedes Vito length 514 cm, front high, page 132
- Renault Trafic, Fiat Talento, Opel Vivaro short wheelbase, front high, page 134

YOUR EASYFIT DESIRED SLEEPING ROOF

For VW T6.1/T6/T5 – Short wheelbase – Front high



Tent bellows Climagic in gray



Tent bellows OpenSky in gray

Configure your dream sleeping roof:

Our EasyFit sleeping roof is available in numerous variants and is manufactured individually according to your wishes.

You get the proven Reimo quality with every roof. Set up with the patented Slider sleeper roof shears in stainless steel for more leg room and comfort set up.

The composition is done step by step with a configurator.



**Based on the EasyFit Standard sleeping roof:
Shell Standard, Frame Standard, Strap Closure,
Tent Bellows Standard Gray -
Item no. 21150XXX- 4269,-
your selection of the individual components
results in the final price.**

HOW TO CONFIGURE YOUR INDIVIDUAL EASYFIT SLEEPING ROOF

For VW T6.1 / T6 / T5 with short wheelbase
Item number 21150XXX, base price 4269,-
(the base price includes prices of standard equipment)

1. Select the shell type:

1.1 EasyFit Standard shell: GRP shell with integrated insulation and reinforcement frame. **Series 21150XXX 4269,-**

1.2 EasyFit V-Tec shell: The EasyFit V-Tec structure is a GRP sandwich construction of inner and outer shell, lightweight and strong with integrated reinforcements and insulation. The elegant, smooth surface is easy to clean inside and out. **Surcharge 400,-**

2. Select the type of EasyFit frame, suitable for:

2.1 Transporter/station wagon vehicles **Series 0,-**

2.2 Vehicles with molded headliner/ climate headliner **Surcharge 70,-**

3. Select the shutter type:

3.1 strap lock: Safe and reliable locking with 2 tension straps **Series 0,-**

3.2 QuickLock closure: Easy and fast unlocking via the handles similar to a car door lock **Surcharge 390,-**

3.3 Electrical installation and interlocking: Enchain drive with a stainless steel chain opens and closes the roof at the push of a button **Surcharge 1490,-**

4. Choose the tent bellows type and color

4.1 Tent bellows standard: With 2 side windows and mosquito nets (zip-on) and foil front window. All windows with blackout. Forced ventilation with mosquito net at the top of the front.

4.1.1. light gray: **Series 0,-**

4.1.2. anthracite: **Surcharge 99,-**

4.1.3. blue: **Surcharge 99,-**

4.1.4. red: **Surcharge 99,-**

4.2 Tent bellows Climagic*: For sun campers. With 3 enlarged windows, each equipped with mosquito netting and blackout. All mosquito nets can be opened.

4.2.1. light gray: **Surcharge 249,-**

4.2.2. anthracite: **Surcharge 349,-**

4.2.3. blue: **Surcharge 349,-**

4.2.4. red: **Surcharge 349,-**

4.3 Tent bellows OpenSky*: Equipment as tent bellows standard. An additional circumferential zipper opens the complete front area far into the side, you are virtually in the open air. Attention, fall hazard: not suitable for small children.

4.3.1. light gray: **Surcharge 199,-**

4.3.2. anthracite: **Surcharge 299,-**

4.3.3. blue: **Surcharge 299,-**

4.3.4. red: **Surcharge 299,-**

*In extreme weather conditions it may be necessary to close the roof or use additional climate protection.

5. Special equipment solar panel

5.1. Standard version: without solar module **Series 0,-**

5.2. version with bonded solar panel 120-130W:

A flexible solar module is glued to the sleeping roof and the cable is laid up to the Easyfit frame. A suitable charge controller is included. Solar panel installed, **Surcharge 999,-**

6. Active beam profile

6.1. version Standard: without active support profile **Series 0,-**

6.2. Active support profiles installed: 4 aluminum profiles, each 400 mm long, are screwed and glued to the sleeping roof shell. This allows the installation of roof racks with a roof load of 30 kg. **Surcharge 369,-**

ACCESSORIES (not included in the configuration):


Luxury sleeping roof bed (description page 119) **211530 729,-**

Tent bellows insulation (description page 141) **373981 449,-**

Climate protection hood (description page 141) **37391 465,-**

Roof cladding for the standard EasyFit frame (description page 118) **10583-2 189,-**

ALL INFO AND CONFIGURATOR AT WWW.REIMO.COM



VW T6.1/T6/T5 - SLEEPING ROOF EASYFIT

Short and long wheelbase, set up front or rear high



- Standing height (roof open) ca. 205-150 cm
- 3-section sleeping roof, integrated GRP reinforcement frame, pre-assembled
- Total weight short wheelbase ca. 60 kg, long wheelbase ca. 70 kg
- Color white

Low vehicle height, high everyday utility. Caution: The vehicle heights vary depending on the model. Please remeasure your vehicle.

Sleeping roof EasyFit for VW T6.1/T6/T5 long wheelbase, installation front high

Part number 21162XXX, base price 5190,-

1. Select the shell type:

| | | |
|---------------------------------------|-----------|--------|
| 1.1 tray EasyFit Standard front high | Series | 5190,- |
| 1.2 Tray for electric roof front high | Surcharge | 400,- |

2. Select the type of EasyFit frame, suitable for:

| | | |
|---|-----------|------|
| 2.1 Transporter/station wagon vehicles | Series | 0,- |
| 2.2 Vehicles with molded headliner/ climate headliner | Surcharge | 70,- |

3. Select the shutter type:

| | | |
|--|-----------|--------|
| 3.1 strap closure: | Series | 0,- |
| 3.2 QuickLock closure | Surcharge | 390,- |
| 3.3 Electrical installation and interlocking | Surcharge | 1490,- |

4. Choose the type of tent bellows

| | | |
|----------------------------|-----------|-------|
| 4.1 Tent bellows standard: | Series | 0,- |
| 4.2 Tent bellows OpenSky: | Surcharge | 199,- |

5. Special equipment solar panel

| | | |
|---|-----------|-------|
| 5.1. version standard: without solar module | Series | 0,- |
| 5.2. version with bonded solar panel 120-130W | Surcharge | 999,- |

6. Active beam profile

| | | |
|---|-----------|-------|
| 6.1. version standard: without active support profile | Series | 0,- |
| 6.2. active beam profiles installed | Surcharge | 369,- |

Sleeping roof bed LUXURY, including disc spring system, front high


Disc spring system for increased sleeping comfort, ventilated from below. Sleeping surface ca. 132 x 197 cm, comfort cushion ca. 108 x 200x4 cm. A screen covers the ascent opening during travel.

| | | |
|-----------------------|---------------|--------------|
| LR, front high | 211670 | 855,- |
|-----------------------|---------------|--------------|



Freight flat rate sleeping roofs: For delivery within Germany or collection from specialist dealer

| | |
|------------|--------------|
| 225 | 104,- |
|------------|--------------|



Sleeping roof EasyFit for VW T6.1/T6/T5

Installation rear high

Long wheelbase:

| | | |
|--|-----------------|---------------|
| With strap closure | 2116203 | 5490,- |
| With belt buckle and climate canopy | 2116203C | 5590,- |

Matching sleeping roof beds for EasyFit sleeping roof rear high

Sleeping roof bed laminate gray. Pre-assembled, gas spring assisted. Sleeping surface ca. 126 x 209 cm. Cushion dimensions ca. 107 x 200x4 cm, cover 100% polyester, removable and cleanable.

| | | |
|-----------------------|--------------|--------------|
| LWB, rear high | 21158 | 799,- |
|-----------------------|--------------|--------------|

Short wheelbase:

| | | |
|---------------------------|----------------|---------------|
| With strap closure | 2115003 | 4990,- |
|---------------------------|----------------|---------------|

Matching sleeping roof bed for EasyFit sleeping roof rear high

Sleeping roof bed laminate gray. Pre-assembled, gas spring assisted. Sleeping surface ca. 125 x 191 cm. Cushion dimensions ca. 107 x 184 x 4 cm, 3 cm thick. Cover 100% polyester, removable and cleanable.

| | | |
|-----------------------|--------------|--------------|
| SWB, rear high | 21156 | 799,- |
|-----------------------|--------------|--------------|

EasyFit roof lining for EasyFit sleeping roofs front and rear high

(not for climate headliner) For climate headlining, the original roof trim is reused) For cladding the roof cutout/roof lining in the living area, 3 mm hardboard, raw (uncoated).

| | | |
|-----------------------|---------------|--------------|
| Long wheelbase | 105843 | 189,- |
|-----------------------|---------------|--------------|

VW T6.1/T6/T5 - EASYFIT ULTRAFLAT SLEEPING ROOF

Short wheelbase



ULTRAFLAT EASYFIT sleeping roof

Vehicle height under 2 m

- Um 30 mm flatter design compared to the common EasyFit design
- The overall height of most T6.1/T6/T5 base vehicles of 2 m is not exceeded
- Easy-Up mechanism facilitates opening and closing of the roof
- The higher comfort scissors have enabled a foot clearance of ca. 45 cm (compared to the EasyFit design)
- Rear seat height for persons up to 170 cm tall (in combination with luxury bed 211530)

EasyFit Ultraflat sleeping roofs for VW T6.1/T6/T5 short wheelbase, set up front high, pre-assembled



Standing height (roof open) ca. 205-150 cm. 3-piece sleeping roof, integrated GRP reinforcement frame, total weight ca. 60 kg. Color white.

With strap closure **2806401** **4690,-**



Optionally available:

Open Sky Tent Bellows, extra charge **2929981** **199,-**

Matching sleeping roof bed for EasyFit Ultraflat sleeping roof

Luxury sleeping roof bed with spring system

A variety of plastic spring elements provide increased sleeping comfort High lying comfort due to 40 mm thick mattress. No suitable orifice for entry opening.

Sleeping surface ca. 198 x 123 cm. Cushion dimensions ca. 185 x 108 x 4 cm.

KR, front high **211530** **729,-**

Freight flat rate sleeping roof: For delivery within Germany or collection from specialist dealer **225** **104,-**



YOUR EASYFIT V-TECH II DESIRED SLEEPING ROOF

For VW T6.1/T6/T5 – Short wheelbase – Front high



Configure your dream sleeping roof:

Our EasyFit V-Tech II sleeping roof is available in numerous variants and is manufactured individually according to your wishes.

You get the proven Reimo quality with every roof. Set up with the patented Slider sleeper roof shears in stainless steel for more leg room and comfort set up.

The composition is done step by step with a configurator.

Available from fall 2023



Based on the EasyFit V-Tech II standard sleeping roof: EasyFit V-Tech II shell, Standard frame, Strap closure, tent bellows standard gray - Item no. 21190XXX- 4269,- your selection of the individual components results in the final price.

HOW TO CONFIGURE YOUR INDIVIDUAL EASYFIT V-TECH II SLEEPING ROOF

For VW T6.1 / T6 / T5 with short wheelbase
Item number 21190XXX, base price 4269.-
(the base price includes prices of standard equipment)

EasyFit V-Tec II shell: The EasyFit V-Tec II body is a GRP sandwich construction, lightweight and strong with integrated reinforcements and insulation. The elegant, smooth surface is easy to clean inside and out.

1. Select the type of EasyFit frame, suitable for:

- | | | |
|--|------------------|-------------|
| 1.1 Transporter/station wagon vehicles | Series | 0,- |
| 1.2 Vehicles with molded headliner/ climate headliner | Surcharge | 70,- |

2. Select the shutter type:

- | | | |
|--|------------------|---------------|
| 2.1 strap lock: Safe and reliable locking with 2 tension straps | Series | 0,- |
| 2.2 QuickLock lock: Simple and quick unlocking via the handles, similar to a car door lock | Surcharge | 390,- |
| 2.3 Electrical installation and interlocking: Enchain drive with a stainless steel chain opens and closes the roof at the push of a button | Surcharge | 1490,- |

3. Choose the type of tent bellows

- 3.1 Tent bellows standard:** With 2 side windows and mosquito nets (zip-on) and foil front window. All windows with blackout. Forced ventilation with mosquito net at the top of the front.
- 3.2 Tent bellows Climagic*:** For sun campers. With 3 enlarged windows, each equipped with mosquito netting and blackout. All mosquito nets can be opened.
- 3.3 Tent bellows OpenSky*:** Equipment like tent bellows standard. An additional circumferential zipper opens the complete front area far into the side, you are virtually in the open air. Attention, fall hazard: not suitable for small children. *In extreme weather conditions it may be necessary to close the roof or use additional climate protection.

4. Special equipment solar panel

- | | | |
|--|------------------|--------------|
| 4.1. version standard: without solar module | Series | 0,- |
| 4.2. version with bonded solar panel 120-130W: A flexible solar module is glued to the sleeping roof and the cable is laid up to the Easyfit frame. A suitable charge controller is included. Solar panel installed, | Surcharge | 999,- |

5. Active beam profile

- | | | |
|---|------------------|--------------|
| 5.1. version Standard: without active support profile | Series | 0,- |
| 5.2. Active support profiles installed: 4 aluminum profiles, each 400 mm long, are screwed and glued to the sleeping roof shell. This allows the installation of roof racks with a roof load of 30 kg. | Surcharge | 369,- |

ACCESSORIES (not included in the configuration):

- | | | |
|--|----------------|--------------|
| Luxury sleeping roof bed (description page 119) | 211530 | 729,- |
| Roof cladding for the standard EasyFit frame (description page 118) | 10583-2 | 189,- |

ALL INFO AND CONFIGURATOR AT WWW.REIMO.COM





SLEEPING ROOF SUPER FLAT - VW T6.1/T6/T5

Short and long wheelbase

Super sleep in Reimo super flat roof



Features Sleeping roof super flat Short and long wheelbase, fronte high and rear high

- With parts certificate
- Vehicle elevation ca. 7 cm
- Tent bellows breathable
- Good ventilation through 3 windows that can be closed from the inside with tent fabric (2 side windows with removable mosquito net insert, front window foil)
- Headroom (roof open) ca. 195 - 245 cm
- Color white
- When assembling the roof scissors and the tent bellows are attached to the vehicle
- Installation frame required for mounting, is mounted on the roof cutout of the vehicle roof



Extra sturdy scissor mechanism



2 side mosquito net windows



The sleeper roof super flat short wheelbase is supplied with a rubber spoiler as standard.



Sleeping roof super flat long wheelbase, front and rear high, comes standard with an aerodynamic spoiler.



Sleeping roof super flat for VW T6.1/T6/T5 short wheelbase, installation front high

With strap closure **210960 2990,-**

Sleeping roof bed Volkswagen Transporter KR from 2003 Gray, wooden panel 2-piece incl. foam and cover gray, 100% polyester. The divided sleeping roof bed guarantees high freedom of movement in living position. Sleeping surface ca. 200 x 120 cm. Cushion dimensions ca. 182 x 110 x 3 cm thick.

21097 599,-

Folding bed for sleeping roof Volkswagen Transporter KR Multivan with Klimatronic. Suitable only for mounting frame 210931.

Wooden top 3-piece incl. foam and cover gray, 100% polyester. Sleeping surface about 210x120 cm. Mattress about 4 cm thick. Incl. Material to convert a Multivan with Klimatronic and GPS.

Graffiti laminate **21099 719,-**

Installation frame for Multivan with Klimatronic 210931 **489,-**



Sleeping roof super flat for VW T6.1/T6/T5 long wheelbase, Set up front high, with spoiler

With strap closure **21085 3690,-**

Sleeping roof bed Transporter long wheelbase

Sleeping surface ca. 210x120 cm. Cushion dimensions ca. 182x110x3cm thick. Color gray. **21082 619,-**



Sleeping roof super flat for VW T6.1/T6/T5 long wheelbase, Set up rear high, with spoiler


With strap closure **21075 3590,-**

Sleeping roof bed Transporter long wheelbase

Sleeping surface ca. 210x120 cm. Cushion dimensions about 200x110x4 cm thick. Color gray. **21076 639,-**

Required installation frame for sleeping roof long wheelbase, front and back high

Roof cutout incl. driver's cab

 Left-hand drive **21081 608,83**

 righthanddrive **21081R 599,-**



Freight flat rate sleeping roof:

For delivery within Germany or collection from specialist dealer **225 104,-**



Sleeping roof super flat for VW T6.1/T6/T5 short wheelbase, Line up rear high

With strap closure **21069 3390,-**

Sleeping roof bed Volkswagen Transporter KR, from 2003

Wooden plate gray incl. foam and cover gray, 100% polyester. Sleeping surface ca. 200 x 120 cm. Cushion dimensions about 200 x 110 x 3 cm thick.

21070 639,-

Required installation frame for sleeping roof short wheelbase from 2003, front and rear high

Roof cutout incl. driver's cab.

 Left-hand drive **21093 469,-**

 righthanddrive **21093R 469,-**



*only valid with our offered mounting frames. Standard color of the roofs white, illustrations partly show additional equipment. For an additional charge, we will also be happy to paint your vehicle roof in the color of your choice.



LIFTING ROOFS - VW T6.1/T6/T5

Long and short wheelbase

LIFTING ROOF EASYFIT ULTRAFLAT

For Volkswagen Transporter T6

- The new elevating roof with EasyFit subframe
- Vehicle increase by only 5 cm
- Less noise at higher speeds due to integrated front spoiler

The EasyFit subframe allows perfect adaptation to the roof structure of the vehicle. The roof provides standing height in an area of 98 x 92 cm. 3 closable tent fabric windows with mosquito net insert. Tent bellows gray.

Suitable for VW T6 between B-pillar and C-pillar. Roof elevation ca. 5 cm, extended headroom 5 cm with the roof closed and 50 cm with the roof open. Roof cutout W 100 x L 95 cm

2118501 2790,-



LIFTING ROOF SUPERFLAT- VW T6.1/T6/T5

Long and short wheelbase

For Volkswagen Transporter T6/T5, short or long wheelbase, from year of manufacture 2003. Parallel and gas spring assisted setting up. Interior elevation ca. 45 cm.

3 closable tent fabric windows with mosquito net insert.

Tent bellows gray

Roof cutout ca. L106 x W101 cm.

Vehicle elevation ca. 7 cm.

Roof size ca. L170 x B130 x H11 cm.

Weight ca. 37 kg.

Roof shell color white (R9002).

With parts certificate*

21185

2190,-

*only valid with our offered mounting frames.

Standard color of the roofs white, illustrations partly show additional equipment. For an additional charge, we can also paint your vehicle roof in the color of your choice.

Flat-rate freight charge for lifting roof: For shipment within Germany or collection from specialist dealer

227

53,40



VW T6.1/T6/T5 - HIGH ROOF SPORTLINE

Short wheelbase, from year of manufacture 2003



Sporty and aerodynamic. With parts certificate*, standing height ca. 185 cm. Van character. Roof dimensions ca. L293 x W153 x H56 cm. Vehicle elevation ca. 45 cm. Bed not useful. Color white **21090 1469,-**
Interior trim 21060 1099,-

Mounting frame Volkswagen Transporter from 2003

TÜV approved. Available with or without cab cutout:



With cab cutout

Advantage: headroom in the driver's cab, easy "walking to the rear". Roof cutout ca. 280 x 110 cm. Not possible with Sunroof in the driver's cab.

| | | | |
|--|--------------|--|--------------|
|  Lefthand drive | |  Righthanddrive | |
| 21093 | 469,- | 21093R | 469,- |

Without cab cutout

Advantage: storage space above driver's cab. Storage compartment possible (not for sleeping roof) Roof cutout ca. 240 x 110 cm.

| | | | |
|--|--------------|--|--------------|
|  Lefthand drive | |  Righthanddrive | |
| 21094 | 399,- | 21094R | 399,- |



VW T6.1/T6/T5- HIGH ROOF ERGOLINE

Short or long wheelbase, from Bj. 2003



High roof Ergoline for short wheelbase, with parts certificate*.

Classic, smooth roof shape. Vehicle elevation ca. 73 cm.

Headroom ca. 208 cm. Color white **21048 1699,-**

Interior trim

20 mm insulation material with gray isovelours **21049 1199,-**

Mounting frame Volkswagen Transporter KR (Fig. p. 122)

With cab cutout. TÜV incl., bed support integrated, with Cab cutout (roof cutout ca. 280 x 110 cm). Advantage: headroom in the driver's cab, easy "walking to the rear". Not with Sunroof in the cab.

| | | | |
|---|--------------|--|--------------|
|  Lefthand drive | |  Righthanddrive | |
| 21093 | 469,- | 21093R | 469,- |

Without cab cutout (Daperture: ca. 203x113 cm).

Advantage: storage space above driver's cab. Storage compartment possible (not for sleeping roof)

Especially for vehicles with Klimatronic 210931 489,-

High roof bed Volkswagen Transporter KR

Wooden plate gray incl. foam mattress about 6 cm thick and cover gray, 100% polyester. Sleeping surface ca. 190 x 110 cm. **21089 619,-**

Freight flat rate high roof: For shipment within Germany or collection from the dealer **226 203,-**

Ergoline high roof for long wheelbase With parts certificate*.

High roof bed possible. Standing height ca. 205 cm. Classic roof shape.



Smooth outer shape. Vehicle elevation: ca. 65 cm. Window side and rear: max. 70 x 30 cm. Sunroof possible. Color white **21058 1749,-**

Interior trim



Homely ambience, velor gray. Cladding and insulation (20 mm) in one. Complete incl. mounting material **21059 1299,-**

Mounting frame with cab cutout for Transporter LR from 2003

Advantage: headroom in the driver's cab, easy "walking to the rear". Integrated bed pad. Not with Sunroof in the cab.

| | | | |
|--|---------------|--|--------------|
|  Lefthand drive | |  Righthanddrive | |
| 21081 | 608,83 | 21081R | 599,- |

Mounting frame without cab cutout for Transporter LR from 2003

| | | | |
|--|---------------|--|---------------|
|  Lefthand drive | |  Righthanddrive | |
| 21084 | 469,73 | 21084R | 469,73 |

High roof bed Volkswagen Transporter LR

Wooden plate apple incl. foam mattress, about 6 cm thick and cover gray, 100% polyester. Sleeping surface ca. 210 x 120 cm. **18058 890,-**

*only valid with our offered mounting frames. Standard color of the roofs white, illustrations partly show additional equipment. For an additional charge, we will also be happy to paint your vehicle roof in the color of your choice. Windows and roof hoods installed in the high roofs and shown are not included in the scope of delivery.



VW T4 - SLEEPING ROOF SUPER FLAT

Short wheelbase, up to year of manufacture 2003, front high

Pre-assembled, with assembly materials and instructions (without bed and mounting frame). With parts certificate*. Standing height with open roof ca. 195 - 245 cm. Vehicle height with roof ca. 200 cm (depending on design and load). Sleeping surface ca. 108 x 195 cm. 2 side windows in the tent bellows with mosquito netting, 1 foil window integrated in the front.

Roof shell color white **21115 3290,-**

Matching bed for super flat sleeping roof

Lightweight poplar plywood, tripartite, 2-fold folding, upholstery thickness 40 mm, incl. removable cover (100% polyester)

Sleeping surface: 187x108 cm, color gray **21113 499,-**

Bed with gas spring support

Lightweight 15 mm poplar plywood, 3-section, each with 2 gas dampers and support struts. 40 mm foam with removable polyester cover. Sleeping surface: 187x108 cm, color gray **21111 599,-**

Necessary for body reinforcement:

Mounting frame VW Transporter until 2003, short wheelbase

Mounting frame parts incl. rivets, glue, building instructions. Roof cutout incl. driver's cab.

Lefthand drive
21003 519,-

Righthanddrive
21003R 519,-



Mounting frame

Flat-rate freight for sleeping roof:

For delivery within Germany or collection from specialist dealer **225 104,-**



VW T4 - SLEEPING ROOF SUPER FLAT

Long wheelbase, up to year of manufacture 2003



Gas spring assisted roof installation front high. With parts certificate*. Standing height with open roof ca. 195 - 245 cm. Vehicle elevation ca. 6 cm. Integrated rain gutter. 3 windows in the tent bellows (1 of them with foil), mosquito net with zipper. Sleeping surface ca. 200 x 120 cm. Cover 100% polyester. Glass sliding roof and solar cell possible. Concealed mounting of the active rail without additional vehicle increase in height possible. Roof shell color white. **21121 3490,-**

Installation frame for sleeping roof super flat

Roof cutout incl. Fahrerhaus cutout

Lefthand drive
21023 559,-

Righthanddrive
21023R 559,-

Sleeping roof bed super flat

Wooden top 2-piece (laminated board gray), including foam and cover.

The two-part bed guarantees high freedom of movement in living position. Sleeping surface ca. 197x108 cm. Foam mattress 4 cm.

21112 599,-



Mounting frame

Flat-rate freight for sleeping roof:

For delivery within Germany or collection from specialist dealer **225 104,-**



VW T4 - SLEEPING ROOF EASYFIT

Short wheelbase, up to year of manufacture 2003, front high

Vehicle increase by ca. 6 cm, roof cutout incl. driver's cab.

Tent bellows 100% cotton. Roof shell color white.

Tent bellows not pretensioned. Suitable for right or left hand drive.

Scope of delivery: sleeping roof with tent bellows and subframe (without bed). **21140S 4390,-**

Matching bed for Easy Fit sleeping roof front high

Scope of delivery: bed to sleeping roof Easy Fit with foam and cover (100% polyester).



21140B 729,-





VW T4 - LIFTING ROOF / HIGH ROOF

Short or long wheelbase, up to year of manufacture 2003



VW T4 lifting roof super flat

Headroom in the entrance area (with the roof open) ca. 190 cm. Roof installation gas spring assisted. 2 side windows with mosquito netting, 1 foil window integrated in the front. Incl. Mounting frame. Vehicle elevation ca. 6 cm. Roof dimensions ca.: L175 x B130 x H9 cm. Roof cutout ca. L107.5 x W101 cm. Lifting roof position between B-pillar and C-pillar. Roof shell color white. Incl. Parts certificate*. (Delivery time ca. 4-6 weeks)

21210 2190,-

Flat-rate freight charge for lifting roof: For shipment within Germany or collection from specialist dealer **227 53,40**



High roof Aeroline for short wheelbase

Elegant roof shape. With parts certificate*. Roof dimensions ca. L297 x B149 x H75 cm. Vehicle elevation ca. 64 cm. Headroom ca. 210 cm. Windows side and rear max. 70 x 30 cm. Sleeping surface about 185x115 cm, foam thickness 3 cm. Option: concealed active carrier system high roof bed and small sliding roof hatch possible. Roof color white

21005 1699,-
Suitable accessories: Active rail 2 m **41300 59,10**
Inner shell for Aeroline 20 mm insulation possible. **21006 1389,-**
Interior trim set for Aeroline for gluing in
 Prefabricated cladding elements for the high roof. 20 mm insulation-material cut, pasted with gray isovelours. **21008 1099,-**
Sleeping roof bed
 Wooden top 2-piece (laminated board gray), including foam and cover. The two-part bed guarantees high freedom of movement in living position. Sleeping surface ca. 197x108 cm. Foam mattress 4 cm. **21112 599,-**

High roof Aeroline for long wheelbase

Elegant roof shape. Roof dimensions ca. L335 x B149 x H85 cm. Vehicle elevation ca. 74 cm. Headroom ca. 210 cm. Windows side and rear max. 70 x 30 cm. Option: concealed active carrier system and sliding roof hatch 52 x 54 cm possible. With parts certificate*. Roof color white


21010 1799,-
Inner shell for high roof Aeroline long wheelbase 20 mm insulation possible. **21011 1449,-**
Active support system, 1 rail, length 2 m **41300 59,10**

*only valid with our offered mounting frames. Standard color of the roofs white, illustrations partly show additional equipment. For an additional charge, we will also be happy to paint your vehicle roof in the color of your choice. Windows and roof hoods installed in the high roofs and shown are not included in the scope of delivery.

VW T4 MOUNTING FRAME

TÜV-tested - Bed support integrated - With or without cab cut-out

① **Mounting frame with cab cutout VW T4**
 Roof cutout ca. 284 x 110 cm



② **Mounting frame without driver's cutout VW T4**
 (not for sleeping roof). Roof cutout ca. 243 x 110 cm



| | | | |
|--|--------------------------------|--------|-------|
| | Lefthand drive short wheelbase | 21003 | 519,- |
| | Lefthand drive long wheelbase | 21023 | 559,- |
| | Righthanddrive short wheelbase | 21003R | 519,- |
| | Righthanddrive long wheelbase | 21023R | 559,- |

| | | | |
|--|--------------------------------|--------|--------|
| | Lefthand drive short wheelbase | 21004 | 437,63 |
| | Lefthand drive long wheelbase | 21022 | 429,- |
| | Righthanddrive short wheelbase | 21004R | 437,63 |
| | Righthanddrive long wheelbase | 21022R | 429,- |



VW T3 - SLEEPING ROOF SUPER FLAT

Short wheelbase, year of manufacture 1980 to 1990



Ready pre-assembled, roof installation front high. Vehicle height with roof is about 2 m. Delivery without sleeping roof bed, foam and cover. Vehicle elevation: ca. 11 cm. Standing height with the roof open: ca. 200 - 240 cm. Roof cutout: ca. 109 x 103 cm.

With parts certificate*. Roof shell color white, surface smooth
20136 3290,-

Luggage tray for sleeping roof

Forms a harmonious roof finish at the front and provides further storage space. A pack sack, for example, can be stowed in the trough.

Color: white, surface smooth
20137 729,-

Sleeping roof bed - bed area: ca. 185 x 112 cm

With foam (ca. 3 cm thick) and cover (100% polyester) in classic gray.
20121 629,-

Freight flat rate sleeping roof: For delivery within Germany or collection from the dealer
225 104,-



VW T3 - HIGH ROOF AEROLINE

Short wheelbase, up to year of manufacture 1990



Aerodynamic shape, high quality, proven for years. Roof dimensions ca. L344 x W142 x H77 cm. Vehicle elevation ca. 64 cm. Headroom ca. 202 cm. Rear window ca. 70 x 40 cm, side ca. 60 x 18 cm.

Sliding roof hatch ca. 52 x 54 cm. With parts certificate*. Color: White
20000 1649,-

Mounting frame for aeroline roof

Wooden frame for roof cutout L110 x W104 cm
29440 80,20

Flat-rate freight charge for high roof: For delivery within Germany or collection from the dealer you will receive on request



VW T3 - LIFTING ROOF SUPER FLAT

Until year of manufacture 1990



The inexpensive alternative. Headroom in the sliding door area. Easy and quick installation. Roof dimensions ca. L161 x W128 x H11 cm. Vehicle elevation ca. 5 cm. Headroom with roof open: interior plus ca. 45 cm. Roof cutout ca. L110 x W104 cm. Incl. Wooden mounting frame, cladding profile for cutout and small parts. With parts certificate*.

Roof shell color white
20200 1990,-

Freight flat rate lifting roof: For shipment within Germany or collection from the dealer
227 53,40



*only valid with our offered mounting frames. Standard color of the roofs white, illustrations partly show additional equipment. For an additional charge we paint Your vehicle roof also gladly in your desired color. Windows and roof hoods installed in the high roofs and shown are not included in the scope of delivery.





VW CADDY 5 - SLEEPING ROOF

Long wheelbase, year of manufacture as of 08/2020



Sleeping roof super flat for Caddy V Maxi from Bj. 08/2020, rear high

The sleeping roof offers an airy roof bed in the "upper floor" with a sleeping area of ca. 195 x 100 cm and of course the so valuable standing height in the living area, which gains the feeling of space enormously. The at least equally important parking garage suitability is given by an overall height of the vehicle of ca. 193 cm.

| | | |
|--------------------------|----------|--------|
| Release in preparation. | 22117136 | 3149,- |
| Reinforcing frame | 22117R01 | 699,- |

Sleeping roof bed

| | | |
|---|-------|-------|
| Sleeping surface ca. 195 x 100 cm, cushion thickness 4 cm | 22124 | 649,- |
|---|-------|-------|



VW CADDY 4 MAXI - SLEEPING ROOF

Long wheelbase, year of manufacture 2008 to 08/2020



The sleeping roof for the Caddy Maxi up to Bj. 08/2020 with long wheelbase transforms your Caddy into a "mini camper" with comfortable standing height. Headroom front 170 cm, rear 205 cm. Comfortable sleeping roof bed for 2 persons. Sleeping surface ca. 193 x 93 cm, foam thickness 4 cm. The front spoiler provides good aerodynamics and reduces wind noise. 3 windows in the tent bellows provide fresh air. Vehicle height with sleeping roof ca. 196 cm.

| | | |
|--------------------------|---------|--------|
| | 2211801 | 3740,- |
| Reinforcing frame | 22122 | 519,- |
| Sleeping roof bed | 22123 | 649,- |

Fairing frame for all Caddy Maxi until 05/2015 and Caddy Maxi station wagon from 06/2015 (commercial vehicle, without rear plastic interior trim), 4-piece, hard fiber uncovered + aluminum profiles

| | | |
|--|-------|-------|
| | 10560 | 229,- |
|--|-------|-------|

Trim frame for Caddy Maxi from 06/2015 - 2020 with shaped headliner (passenger car), only aluminum profiles

| | | |
|--|-------|-------|
| | 10561 | 169,- |
|--|-------|-------|



Attention: For vehicles with head airbag in the second row of seats, the roof mounting is not approved by VW!



FORD TRANSIT CUSTOM - SLEEPING ROOF SUPER FLAT

Short wheelbase, from year of manufacture 07/2013 to 2022



Roof installation front high. 3 windows in the tent bellows, mosquito nets removable. Bed dimensions: ca. 203 x 130 cm. Headroom with roof open: 205 cm front, 150 cm rear. Tent bellows mounted. Without frame, without bed. Separately available mounting frame required for reinforcement. Individual acceptance required.

| | | |
|---------------------|--------|--------|
| Without cab cutout. | 22115 | 3890,- |
| With cab cutout. | 221150 | 3890,- |

| | | |
|---|--------|-------|
| Sleeping roof bed , front high, for sleeping roof without cab cutout | 22116B | 599,- |
| for sleeping roof with cab cutout | 22115B | 689,- |

| | | |
|--|-------|--------|
| Installation frame without cab cutout, front high | 20113 | 1399,- |
| with cab cutout, front high | 20114 | 1499,- |

A manufacturer's release is available for the roof without cab cutout.

| | | |
|---|-----|-------|
| Freight flat rate sleeping roof: For delivery within Germany or collection from the dealer | 225 | 104,- |
|---|-----|-------|



FIAT SCUDO - SLEEPING ROOF SUPER FLAT

Long wheelbase, year of manufacture 2006 to 2016



Sleeping roof up front. Vehicle height ca. 200 cm. Sleeping roof with front part, roof shell in gelcoat. A large window in front (can be used as an emergency exit). On the side 2 smaller windows with mosquito net. Without parts certificate. Individual acceptance required.

| | | |
|-------------------------|-------|--------|
| Roof shell color white. | 28140 | 3290,- |
|-------------------------|-------|--------|

| | | |
|---|-------|-------|
| Installation frame set with cab cutout | 28141 | 559,- |
|---|-------|-------|

Sleeping roof bed
Sleeping surface 200 x 120 cm. Made of 15 mm poplar plywood (light) in light-gray laminate. 1-piece and gas spring supported. Mattress made of 3 cm foam with gray cover (100% polyester), cleanable.

| | | |
|--|-------|-------|
| | 28142 | 649,- |
|--|-------|-------|

| | | |
|---|-----|-------|
| Freight flat rate sleeping roof: For delivery within Germany or collection from the dealer | 225 | 104,- |
|---|-----|-------|



*only valid with our offered mounting frames. Standard color of the roofs white, illustrations partly show additional equipment. For an additional charge we paint Your vehicle roof also gladly in your desired color. Windows and roof hoods installed in the roofs and shown are not included in the scope of delivery.

CITROËN BERLINGO - EASYFIT SLEEPING ROOF

For Citroën Berlingo and identical vehicles

- Create with the Reimo EasyFit sleeping roof more sleeping places in your mini camper
- Standing height in the living area with the roof open (heights ca. 205-170 cm)
- Ca. 45 cm legroom in the roof bed due to higher erecting comfort shear
- The newly developed easy-up mechanism facilitates setting up and closing the roof
- Excellent ventilation and great view through closable window openings in the tent bellows, sideways each with mosquito net, at the back with foil window
- Integrated GRP reinforcing frame
- Vehicle height with sleeping roof ca. 198 cm
- Release in preparation
- Suitable for: Citroën Berlingo III, Peugeot Partner III/Rifter, Opel Combo E, Fiat Doblò, Toyota ProAce City (from 2018, wheelbase 2975 mm, body length 4753 mm)



EasyFit sleeping roof 28051136 4890,-

Matching sleeping roof bed with multi-part mattress:
 Sleeping surface ca. 196 x 105 cm, upholstery dimensions ca. 190 x 100
 Pad thickness: 4 cm (in the transition area to the vehicle 5 cm)

28051B03 694,43

CITROËN JUMPY - EASYFIT SLEEPING ROOF

For Citroën Jumpy/Spacetourer, Peugeot Expert/Traveller, Toyota Pro Ace - L2 from Bj. 2016, Opel Zafira D Life (length 496 cm)/Vivaro both from fall 2019, Fiat Scudo/Ulysse from BJ. 2022

Sleeping roof in EasyFit design with separate front spoiler. Total height with sleeping roof 1.98 m. Equipped with the new Slider sleeping roof stays for more legroom and Easy-Up system, including reinforcement frame. For vehicle length L2 4950 mm

For Jumpy with standard headliner, incl. belt buckle, front high, With parts certificate **2806501 5790,-**

Sleeping roof for Spacetourer (with comfort headliner) front high **2806501C 5390,-**

SIUXURY sleeping roof bed, including plastic spring system

Many spring elements provide increased sleeping comfort, ventilated from below. Pre-assembled and gas spring assisted. Sleeping surface ca. 198 x 120. Cushion dimensions ca. 186 x 109 x 4 cm, Cover 100% polyester, removable and cleanable

280680 729,-



With adaptation work also mountable on L3 vehicles (length 5310 mm). (without parts certificate)



*only valid with our offered mounting frames. Standard color of the roofs white, illustrations partly show additional equipment. For an additional charge we paint Your vehicle roof also gladly in your desired color. Windows and roof hoods installed in the high roofs and shown are not included in the scope of delivery.



MERCEDES VITO - EASYFIT SLEEPING ROOF

For Vito, V-Class, Metris, Valente, V-Class, long, body length 514 cm/L2

About 10 cm more Legroom thanks to new comfort scissors

Easy-Up function for easy Open and close



Sleeping roof EasyFit for Mercedes Vito long, body length 514 cm, L2, installation front high

Part number 23160XXX, Base price 4690.-

Gas spring assisted roof installation front high. Ready pre-assembled, including front spoiler. 2 side windows (mosquito net removable), 1 foil window integrated in the front. Vehicle height incl. roof ca. 197 cm. Standing height ca. 170 - 222 cm. Tent bellows 100% polyester. Roof shell color white. **Incl. Parts certificate**

1. Select the shell type:

1.1 tray EasyFit Standard front high **23160XXX** **4690,-**

2. Select the type of EasyFit frame, suitable for:

2.1 Transporter/station wagon vehicles **Series** **0,-**

2.2 Vehicles with molded headliner/ climate headliner **Surcharge** **70,-**

3. Select the shutter type:

3.1 strap closure: **Series** **0,-**

4. Choose the tent bellows type and color

4.1 Tent bellows standard: **Series** **0,-**

4.2 Tent bellows OpenSky: **Surcharge** **199,-**

5. Special equipment solar panel

5.1. version standard: without solar module **Series** **0,-**

5.2. version with bonded solar panel 120-130W **Surcharge** **999,-**

6. Active beam profile

6.1. version standard: without active support profile **Series** **0,-**

6.2. active beam profiles installed **Surcharge** **369,-**

SIUXURY sleeping roof bed, including plastic spring system

Disc spring system for increased sleeping comfort, ventilated from below. 4 cm comfort padding, sleeping surface 200 x 120 cm. Cover 100% polyester, removable and cleanable **23162** **729,-**



MERCEDES VITO - SUPER FLAT SLEEPING ROOF

For Mercedes Benz Vito/Viano compact/long/extra long, from Bj. 2004 (also from Bj. 2014)



Vito/Viano compact/long/extra long

Sleeping roof Vito/Viano compact

Roof set-up front high. Vehicle length 4895 mm/L1. 2 side windows (mosquito net removable), 1 foil window integrated in the front. Vehicle elevation ca. 7 cm. Tent bellows 100% polyester. With parts certificate*. Roof shell color white **23140** **3090,-**

Sleeping roof Vito/Viano long Identical with sleeping roof compact. Vehicle length 5140 mm/L2. **23130** **3390,-**

Sleeping roof Vito/Viano extra long Identical with sleeping roof compact. Vehicle length 5370 mm/L3. **23150** **3590,-**

Sleeping roof bed 15 mm poplar plywood in gray, laminate. Foam 6 cm and cover gray. 100% polyester. Sleeping surface ca. 200 x 120 cm

Vito/Viano compact **23141** **759,70**

Vito/Viano long **23131** **759,70**

Vito/Viano extra long **23151** **759,70**

Installation frame Vito/Viano compact/long/extra long

incl. cab cutout. Cutout size ca. 210 x 105 cm. The last 50 cm of the original sheet metal roof is retained for roof suspension cabinet support.

23132 **534,-**

Freight flat rate sleeping roofs: For delivery within Germany or collection from the dealer **225** **104,-**

*only valid with our offered mounting frames. Standard color of the roofs white, illustrations partly show additional equipment. For an additional charge, we will also be happy to paint your vehicle roof in the color of your choice.



MERCEDES VITO - SUPER FLAT SLEEPING ROOF



Until year of manufacture 2003

Super flat sleeping roof for Mercedes Benz Vito until year of manufacture 2003. Roof placement at the front high.2 side windows (mosquito nets removable). Vehicle elevation ca. 11.5 cm. Vehicle height with roof ca. 198 cm. Standing height (roof open) ca. 185 - 230 cm. Tent bellows 100% polyester. With parts certificate*. Roof shell color white

| | | |
|---|-------------------|---------------------|
| Front high, with belt closure | 23115 | 4190,- |
| Sleeping roof bed with foam st. and cover gray 100% polyester. Sleeping surface about 200x120 cm | Front high | 23116 699,- |
| Installation frame incl. cab cutout. | Front high | 23117 555,33 |

Freight flat rate sleeping roof: For delivery within Germany or collection from the dealer

| | |
|------------|--------------|
| 225 | 104,- |
|------------|--------------|



MERCEDES VITO - ERGOLINE HIGH ROOF

For Mercedes Benz Vito / Viano from YOM 2004 (also suitable from 2015)

Vehicle length 4993 mm. Classic, smooth roof shape. Glass fiber reinforced plastic shell. Vehicle elevation ca. 65 cm. Bed installation possible. With parts certificate*. Roof shell color white

| | | |
|--|--------------|---------------|
| Interior trim set Vito/Viano | 23125 | 1999,- |
| Installation frame incl. cab cutout. Cutout size ca. 210 x 105 cm. | 23127 | 1149,- |
| The last 50 cm of the original sheet metal roof is retained for roof suspension cabinet support. | 23132 | 534,- |
| High roof bed for Ergoline high roof | 23128 | 866,70 |



MERCEDES SPRINTER - ERGOLINE HIGH ROOF

For Mercedes Sprinter from 2006/VW Crafter My.2006-2017, medium wheelbase

Standing height in the roof about 232 cm. Classic, smooth roof shape. Glass fiber reinforced plastic shell. Vehicle elevation ca. 66 cm. Bed installation possible.

Without parts certificate*. Dimensions ca. 403 x 164 x 75 cm

Roof shell color white

Interior trim set Crafter/Sprinter 23046 1399,-

Mounting frame 23094 416,23

without cab cutout. Cutout size ca. 293 x 146 cm.

High roof bed for Ergoline high roof 23047 694,43

Kit. Includes foam and cover.

Freight flat rate high roofs: For delivery within Germany or pickup from the dealer is available on request.



*only valid with our offered mounting frames. Standard color of the roofs white, illustrations partly show additional equipment. For an additional charge we paint Your vehicle roof also gladly in your desired color. Windows and roof hoods installed in the high roofs and shown are not included in the scope of delivery.


RENAULT TRAFIC - SLEEPING ROOF EASYFIT

For Trafic, Nissan NV300, Fiat Talento (from Bj. 8/2014), Opel Vivaro B (until Bj. 3/2019), short or long wheelbase

- With front window and 2 side windows
- The front can be opened with zipper
- Side windows with mosquito nets
- Sky (100% Polyester)
- Tent bellows gray (100% polyester)

- Mounting frame included
- Roof shell color white
- Gas spring assisted
- With parts certificate*



EasyFit V-Tec Sleeping Roof for Renault Traffic short wheelbase, front high installation. Headroom 175 / 227 cm. 
With safety lock 2806016 6390,-

The EasyFit V-Tec sleeping roof has a sandwich construction of inner and outer shell with integrated reinforcements.


The safety lock is screwed through the shell. Elegant smooth surface inside and outside, easy to clean. Incl. Mounting frame

Sleeping roof bed LUXURY, including disc spring system
 Disc spring system for increased sleeping comfort, ventilated from below. Sleeping surface ca. 190 x 140 cm, upholstery dimensions ca. 186 x 130 x 4 cm. With aperture for entry opening. 280720 749,-


Sleeping roof EasyFit for Renault Traffic short wheelbase, installation front high 
With strap closure 2806011 5690,-
With QuickLock locking system 2806012 6190,-

Sleeping roof bed LUXURY, including disc spring system
 Disc spring system for increased sleeping comfort, ventilated from below. Sleeping surface ca. 190 x 140 cm, upholstery dimensions ca. 186 x 130 x 4 cm. With aperture for entry opening. 280720 749,-



Sleeping roof EasyFit for Renault Traffic long wheelbase, installation front high 
With strap closure 2806111 6690,-

Sleeping roof bed LUXURY, including disc spring system Disc spring system for increased sleeping comfort, ventilated from below. Sleeping surface ca. 190 x 140 cm, upholstery dimensions ca. 186 x 130 x 4 cm. Orifice for entry opening not suitable for LR 280720 749,-

Sleeping roof EasyFit for Renault Traffic long wheelbase, installation rear high 
With strap closure 2806113 6790,-
Sleeping roof bed, classic
 Sleeping surface 215 x 130 cm including cushion 28069 715,83

Freight flat rate sleeping roofs: For delivery within Germany or collection from the dealer 225 104,-



RENAULT TRAFIC KR - SUPER FLAT SLEEPING ROOF

For Renault Trafic, Opel Vivaro, Nissan Primastar, short wheelbase, up to YOM 6/2014

Gas lift assisted, roof mounted front high. 2-piece . with front window, active rail can be mounted, without additional accessories. Vehicle increase. Mosquito net with zipper. The front can be opened with zipper. Vehicle height with roof about 200 cm. Sky (100% polyester), tent bellows gray (100% polyester). With parts certificate*.

Roof shell color white **280502** **3290,-**

2-section bed, 15 mm wooden top (high freedom of movement in living position). Sleeping surface ca. 188 x 132 cm.

With 4 cm thick foam and gray cover (100% polyester).

Incl. Bed pads **28054** **799,-**

Mounting frame

with cab cutout. TÜV approval. Bed pad integrated. Headroom in the cab, easy "walk behind". Roof cutout

ca. 240 x 108 cm. Not with Sunroof in the cab

280482 **789,-**

Freight flat rate sleeping roof: For delivery within Germany

or collection from the dealer **225** **104,-**



RENAULT TRAFIC - LIFTING ROOF EASYFIT ULTRAFLAT

For Renault Trafic, Nissan NV300, Fiat Talento (from 2014) / Opel Vivaro B (until 3/2019)



New elevating roof with EasyFit subframe and integrated front spoiler. The EasyFit subframe allows perfect adaptation to the roof structure of the vehicle. The roof provides standing height in an area of 98x92 cm. Between B-pillar and C-pillar 50 cm more height with roof open, 5 cm with roof closed. Vehicle height with closed roof ca. 203 cm.

HD Ultra Flat for Renault Trafic **2022111** **2690,-**

Flat-rate freight charge for lifting roof: For shipment within Germany or collection from specialist dealer

227 **53,40**



*only valid with our offered mounting frames. Standard color of the roofs white, illustrations partly show additional equipment. For an additional charge, we will also be happy to paint your vehicle roof in the color of your choice. Windows and roof hoods installed in the roofs and shown are not included in the scope of delivery.

SLEEPING ROOF FOR MAXI VANS

For 2 more sleeping places in your camper



NEW

Sleeping roof Ducato II with chic front spoiler in black. High aerodynamics, less wind noise.



- The sleeping roof offers 2 more sleeping places
- Easy, manual set up due to gas spring
- High comfort scissors with ca. 45 cm legroom
- Roof bed-Sleeping surface up to 200 x 120 cm
- Equipped with 3 windows as standard, 2 of them incl. mosquito nets
- Mounting of an awning possible

The sleeping roof for the Maxivan offers 2 additional comfortable sleeping places in your van.

It is always delivered consisting of 3 parts to make the assembly as easy as possible: Roof shell including pre-assembled mechanics and tent bellows, the GRP subframe and the front spoiler.

The GRP subframe is glued to the body, the roof shell is mounted on it and the tent bellows is attached in the classic way with tent bellows strips.

The GRP frame requires a mounting surface of 275 x 145 cm. The front spoiler requires a body length of ca. 45 cm, but can also be mounted in the area of the front roof slope or omitted, as long as it is ensured that the airstream is directed over the roof.

The entire assembly takes place above the roof sheet, as a roof cutout is sufficient, for example, the hatch opening of a Hekis. Roof locking with straps. The bed cushion lies directly on the roof sheet in an under-ventilated position.



Access hatch with access ladder



45 cm legroom in the roof bed for high sleeping comfort

Sleeping roof Fiat Ducato* from length L2, height H2

The positioning of the roof is intended so that an existing cutout from a heki directly behind the cab can be used as a hatch.

The GRP frame then ends exactly in the area of the transverse bead of the roof sheet. Roof hatches, which are located behind the transverse bead, can be retained. The positioning results in a roof bed length from the cutout of 180 cm, extendable to 2 m with an additional part if required (optional). Body height ca. 18 cm.

Simultaneous installation of an awning is possible thanks to awning adapter cutouts on the sleeping roof. If an awning is not installed, an optionally available cover set can be inserted into the recesses.

| | | |
|---|-----------------|------------------------|
| Sleeping roof for Fiat Ducato L2 H2, White | 28066906 | 5290,- |
| Sleeping roof for Fiat Ducato L4 H2, White | 28066902 | 5190,- |
| Sleeping roof for Fiat Ducato L4 H2, Black | 28066903 | 5690,- |
| Roof bed Maxivan Ducato | | |
| Bed cushion 120 x 180 cm | 280670 | 438,70 |
| Bed extension Maxivan Ducato Sliding board with bed cushion 120 x 20 cm, for extending the roof bed to 2 m sleeping length | 280672 | 149,- |
| Access ladder for easy access to the roof bed | 42122 | 165,50 |
| Cover set for awning adapter cutouts | 28066-2 | Price on demand |

*also suitable for C. Jumper, P. Boxer as of Bj.2006, Opel Movano from Bj. 2021, Ram Promaster as of yr. 2009



More maxi van sleeping roofs:

Sleeping roof VW Crafter from Bj. 2017, H3 vehicle height 262 cm, at 6 m vehicle length

The roof is positioned so that the hatch can be accessed in the roof hatch area behind the spar in the sliding door area. Body height ca. 24 cm.

28066541 5490,-

Sleeping roof Mercedes Sprinter from Bj. 2006, at 6 m vehicle length body height ca. 22 cm.

28066361 5490,-

Universal sleeping roof for large vans

e. g. Renault Master, Ford Transit or Hyundai H 350.

Hint: Lower frame, spoiler and frame may need to be adjusted.

28066001 5390,-

Roof bed VW Crafter, Mercedes Sprinter and Universal suitable for above roofs bed cushion 120 x 200 cm, ventilated

28067 438,70

UNIVERSAL ELEVATING ROOFS

For vehicles for which Reimo does not offer special roofs



More
Housing quality
through a
Lifting roof



Notes for the self-builder: TÜV individual acceptance required

- Provided that no bows have to be cut or injured in the cut-out area, there are usually no additional requirements for conversion.
- If bows are removed or relocated, the vehicle manufacturer's installation guidelines must always be observed.
- This intervention should be discussed in advance with the expert of the TÜV, who will also accept the vehicle later.
- Particular attention must be paid to the force-locking connection to the adjoining roof bows.
- Example: square tube 40 x 20 x 1.5 mm with lugs to the transoms, or bent sheet metal profile that absorbs the body weakening through the cutout.
- The modification made will invalidate the vehicle's operating permit.
- The conversion of the vehicle must be presented to an official expert in accordance with §19/STVZO. (Change of the vehicle documents)
- A spoiler profile / wind deflector in front of the elevating roof is useful for vehicles that reach over 140 km/h or the shape of the roof dictates insufficient aerodynamics.



Lifting roof T6/T5 on page 123



Lifting roof T4 on page 126



Lifting roof T3 on page 127

- Universally applicable
- Gas spring assisted
- Set up in parallel
- Mechanics for vehicles with very low or higher roof camber
- Surface dyed white, paintable
- Increasing the height of the interior by about 45 cm
- Ventilation: 3 closable tent fabric windows with mosquito nets
- Tent bellows gray, 100% cotton
- Incl. Wood mounting frame

Lifting roof for panel vans/vans (e.g. Ford Transit Custom, Renault Trafic, Opel Vivaro)

Lifting roof EasyFit Universal with integrated spoiler

Height of lifting roof closed: 50-150 mm, height open: 445 mm. Lifting roof Easy Fit subframe is not adapted to the body.

Roof shell size: W 1300 x L 1700 mm

Roof cut-out size: W 1040 x L 970 mm

2022101 2590,-



Item no. 2022101

Lifting roof for minicamper

(Kangoo, Berlingo, etc.)

Lifting roof Universal Standard

For vehicles with small roof area. Roof size ca. L145 x W108 x H17 cm, roof cutout ca. L107.5 x W88.5 cm or smaller.

Distance of the mechanism ca. 92 cm

Roof support angle 90°

20212 1890,-



Item no. 20212

Lifting roof with normal shell for roofs with normal width

Lifting roof universal super flat, roof support angle 90°

Mechanics for vehicles with slight curvature of the roof. Roof size ca. L175 x B132 x H14 cm. Distance of the mechanism about 107 cm.

Roof cutout ca. L107.5 x W101 cm or smaller

20210 1990,-

Roof cutout ca. L130 x W104 cm or smaller

202100 2090,-



Item no. 202100

Freight flat rate lifting roof: For shipment within Germany or collection from the dealer

227 53,40

Subject to technical changes.

As a **wind deflector**, we recommend mounting the spoiler profile: **29365 (1.6 m bar)** in front of super flat lift roofs

REIMO ROOF VARIANTS

which Reimo roof fits your vehicle



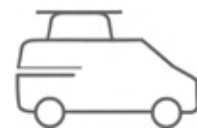
Sleeping roof (SD)

- Suitable for underground parking (height depends on model)
- Additional sleeping places possible
- Inclined installation
- Standing height in the living area
- 2 large closable mosquito net windows
- Roof rack possible (30 kg)
- Large foil windows
- Solar cell possible
- Vehicle elevation ca. 7-15 cm



High roof (HOD)

- All-weather
- Standing height in the living area
- Additional storage space possible
- Additional sleeping places possible
- Aerodynamic shape
- Ventilation through skylight possible
- Roof rack possible
- Sunroof / hood possible
- Vehicle elevation ca. 45-75 cm



Lifting roof (HD)

- Inexpensive
- Headroom in the living area - 45 cm additional on ca.1 m length
- Good ventilation (3 closable mosquito net windows)
- Setting up parallel
- Universal possible for many vehicles
- Vehicle elevation ca. 6-12 cm

| Welches Reimo Dach passt auf Ihr Fahrzeug (Die Ziffer im Kreis steht für die Fahrzeuglänge) | | | | | | | | | | | | | | | | | |
|---|-------------------|--------------|-----------|---------------------------|--------------------------|-----------------------------|------------------------------|-------------|--------------|---------------|--------------|---------|---------------------------------------|-------------|-------------|-------------|-------------|
| Hersteller | Typ | Baujahr | Baugleich | SD Easyfit hinten hoch | SD Easyfit vorne hoch | SD superflach vorne hoch | SD superflach hinten hoch | SD Maxivan* | HOD Aeroline | HOD Sportline | HOD Ergoline | Hubdach | Fahrzeuginnenlänge(Radstand) in mm | | | | |
| | | | | | | | | | | | | | Höhe ohne Dach ca. m | ①=L1 | ②=L2 | ③=L3 | ④=L4 |
| | | | | | | | | | | | | | | | | | |
| Citroen | Berlingo | 2018- | 14 | ②* | | | | | | | | | 1,9 | 4403(R2785) | 4753(R2797) | - | - |
| | Spacetourer | 2016- | 12 | | ②* | | | | | | | Uni* | 1,9 | 4606(R2925) | 4956(R3275) | 5308(R3275) | - |
| | Jumpy | 2016- | 12 | | ②* | | | | | | | Uni* | 1,9 | 4606(R2925) | 4956(R3275) | 5308(R3275) | - |
| | Jumper | 1994-2006 | 1 | | | | | | | | | Uni* | 2,1 | 4749(R2850) | 5099(R3200) | 5599(R3700) | - |
| Fiat | Jumper | 2006- | 13 | | | | | ②③④ | | | | | 2,5 | 4963(R3000) | 5413(R3450) | 5998(R4035) | 6363(R4035) |
| | Fiat Scudo | 2006-2014 | | | | ②* | | | | | | | 2 | 4805(3000) | 5135(3122) | - | - |
| | Ducato | 1994-2006 | 1 | | | | | | | | ①② | Uni* | 2,1 | 4749(R2850) | 5099(R3200) | 5599(R3700) | - |
| | Ducato III | 2006- | 13 | | | | | ②③④ | | | | | 2,5 | 4963(R3000) | 5413(R3450) | 5998(R4035) | 6363(R4035) |
| Ford | Talento | 2016- | 8 | ②* | ①② | | | | | | | ①② | 2 | 4999(R3098) | 5399(R3498) | - | - |
| | Transit Custom | 2013- | | | | ① | | | | | | Uni* | 2 | 4972(R2993) | 5339(R3300) | - | - |
| Hyundai | H1 | 2008- | | | | ①* | | | | | | Uni* | 1,9 | 4685(R2800) | - | - | - |
| Mercedes | Vito W447 | 2014- | 11 | | ②* | ①②③ | | | | | ② | Uni* | 1,9 | 4748(R3200) | 5140(R3200) | 5370(R3430) | - |
| | Viano W447 | 2014- | 11 | | ②* | ①②③ | | | | | ② | Uni* | 1,9 | 4748(R3200) | 5140(R3200) | 5370(R3430) | - |
| | V-Klasse/EQV W447 | 2014- | 11 | | ②* | ①②③ | | | | | ② | Uni* | 1,9 | 4748(R3200) | 5140(R3200) | 5370(R3430) | - |
| | Vito (W/V639) | 2003-2013 | 6 | | | ①②③ | | | | | ② | Uni* | 1,9 | 4763(R3200) | 4993(R3200) | 5223(R3430) | - |
| | Viano | 2003-2013 | 6 | | | ①②③ | | | | | ② | Uni* | 1,9 | 4748(R3200) | 4993(R3200) | 5223(R3430) | - |
| | Vito (W638) | 1996-2003 | 5 | | | ① | | | | | | Uni* | 1,9 | 4660(R3000) | - | - | - |
| | V-Klasse | 1996-2003 | 5 | | | ① | | | | | ① | Uni* | 1,9 | 4660(R3000) | - | - | - |
| | Sprinter (V530) | 2018- | | | | | | ②③④ | | | | | Uni* | 2,6 | 5267(R3259) | 5932(R3924) | 6967(R4325) |
| Nissan | Sprinter (NCV3) | 2006-2018 | 4 | | | | | ②③④ | | | ② | Uni* | 2,6 | 5245(R3250) | 5910(R3665) | 6945(R4325) | - |
| | Sprinter (T1N) | 1996-2006 | 3 | | | | | | | ①② | ①②③ | Uni* | 2,4 | 4889(R3000) | 5639(R3550) | 6589(R4025) | - |
| Opel | NV300 | 2014- | 8 | ①* | ①②* | | ②* | | | | | Uni* | 2 | 4999(R3098) | 5399(R3498) | - | - |
| | Combo | 2018 | 14 | ②* | | | | | | | | | 1,9 | 4403(R2785) | 4753(R2797) | - | - |
| | Primostar | 2001-2013 | 7 | | | ① | | | | | | Uni* | 2 | 4782(R3098) | 5182(R3498) | - | - |
| | Vivaro X82 | 2014- | 8 | ②* | ①② | | | | | | | ①② | 2 | 4999(R3098) | 5399(R3498) | - | - |
| Peugot | Vivaro | 2001-2013 | 7 | | | ① | | | | | | Uni* | 2 | 4782(R3098) | 5182(R3498) | - | - |
| | Rifter | 2018- | 14 | ②* | | | | | | | | | 1,9 | 4403(R2785) | 4753(R2797) | - | - |
| | Traveller | 2016- | 12 | | ②* | | | | | | | Uni* | 2 | 4606(R2925) | 4956(R3275) | 5308(R3275) | - |
| | Expert | 2016- | 12 | | ②* | | | | | | | Uni* | 2 | 4606(R2925) | 4956(R3275) | 5308(R3275) | - |
| RAM | Boxer | 1994-2006 | 1 | | | | | | | | ①② | Uni* | 2,5 | 4749(R2850) | 5099(R3200) | 5599(R3700) | - |
| | Boxer II | 2006- | 13 | | | | | ②③④ | | | | Uni* | 2,5 | 4963(R3000) | 5413(R3450) | 5998(R4035) | 6363(R4035) |
| Renault | Promaster | 2009- | 13 | | | | | ②③④ | | | | | 2,5 | 4963(R3000) | 5413(R3450) | 5998(R4035) | 6363(R4035) |
| Toyota | Traffic X82 | 2014- | 8 | ②* | ①② | | | | | | | ①② | 2 | 4999(R3098) | 5399(R3498) | - | - |
| | Traffic | 2001-2013 | 7 | | | ① | | | | | | Uni* | 2 | 4782(R3098) | 5182(R3498) | - | - |
| | ProAce | 2016- | 12 | | ②* | | | | | | | Uni* | 1,9 | 4606(R2925) | 4956(R3275) | 5308(R3275) | - |
| | ProAce City | 2018- | 14 | | | | | | | | | | 1,9 | 4403(R2785) | 4753(R2797) | - | - |
| VW | Hiace H200** | 2004- | | | ①* | | | | | | | Uni* | 1,9 | - | 4695(R2570) | - | - |
| | Hiace / Granvia | 1995-2002 | | | | | ①* | | | | | Uni* | 1,9 | 4750(R2985) | - | - | - |
| | Regius | 1997-2002 | | | | | ①* | | | | | Uni* | 1,9 | 4750(R2985) | - | - | - |
| | Caddy (Maxi) | 2015-2020 | 11 | | | | ② | | | | | Uni* | 1,9 | 4408(R2682) | 4878(R3006) | - | - |
| VW | Caddy (Maxi) | 2003-2014 | 11 | | | | ② | | | | | Uni* | 1,9 | 4406(R2681) | 4876(R3006) | - | - |
| | Caddy (Maxi) | 2021- | | | | | ②* | | | | | Uni* | 1,9 | - | 4878(R3006) | - | - |
| | T6, T6.1 | 2015- | 9 | ①② | ①② | ①② | ①② | | | | ① | ①② | 2 | 4892(R3000) | 5292(R3400) | - | - |
| | T5 | 2003-2014 | 9 | ①② | ①② | ①② | ①② | | | | ① | ①② | 2 | 4892(R3000) | 5292(R3400) | - | - |
| | T4 | 1990-2003 | | | ① | ①② | ①② | | | | ①② | ①② | 2 | 4707(R2920) | 5107(R3320) | - | - |
| | T3 | 1979-1990/92 | | | | ① | | | | ① | | ① | 1,9 | 4600(R2460) | - | - | - |
| | Crafter | 2006-2016 | 4 | | | | | ②③④ | | | ② | Uni* | 2,6 | 5245(R3250) | 5910(R3665) | 6945(R4325) | 7340(R4325) |
| | Crafter | 2017- | | | | | | ②③④ | | | | Uni* | 2,6 | - | 5986(R3640) | 6836(R4490) | 7391(R4490) |
| LT2 | 1996-2006 | 3 | | | | | | | ①② | ①②③ | Uni* | 2,4 | 4889(R3000) | 5639(R3550) | 6589(R4025) | - | |

*=Einzelabnahme erforderlich, derzeit kein Teilegutachten/Herstellerfreigabe vorhanden. **=kein deutsches Modell
 †= Teilegutachten in Arbeit
 Baugleich heißt: gleiches Dach passt // Achtung, bei Kopfairbags in der Regel kein Dacheinbau möglich
 Alle Angaben ohne Gewähr, Längenbezeichnungen L1-L4 können typspezifisch von Herstellerbezeichnungen abweichen

Alle Angaben nach bestem Wissen ohne Gewähr, Stand August 2022

ACCESSORIES FOR SLEEPING ROOFS

Short and long wheelbase



Weather protection hood Climacover

Ideal protection from rain, snow, ice and dirt. With windows and vents. Mounting over the complete roof.

Climacover for VW T6/T5 ab Bj 2003

| | | |
|--|--------------|--------------|
| For KR, Easy Fit roof and California, front high | 37391 | 465,- |
| For LR, Easy Fit roof, front high | 37394 | 519,- |
| For KR, sleeping roof super flat, front high | 37393 | 479,- |
| For KR, sleeping roof SCA 194, front high | 37360 | 479,- |

Climacover for EasyFit roof front high with high scissors as of 2021

| | | |
|--|---------------|--------------|
| For VW T5/T6 KR/California/California Beach as of 2003 | 373941 | 522,- |
| For VW T5/T6 LR | 373940 | 469,- |
| For MB Vito long | 373942 | 522,- |

NEW: Climacover for Pössl Campster with SCA roof from 2006

373943 515,-



Sleeping roof tent bellows insulation inside

Protection from intense heat or cold. Can be opened by means of a zipper on the windows. Additional ventilation opening with zipper. Mounting: by means of Velcro strips and Velcro discs (enclosed).

Interior insulation for VW T4

| | | |
|--|--------------|--------------|
| For VW T4 KR, super flat roof front high | 37395 | 479,- |
| For VW T4 California | 37399 | 419,- |

Interior insulation for VW T6/T5

| | | |
|--|--------------|--------------|
| For KR, super flat roof, front opening | 37396 | 419,- |
| For KR, super flat roof, rear opening | 37385 | 409,- |
| For KR, EasyFit SD, front opening | 37398 | 419,- |
| For LR, super flat roof, rear and front opening | 37397 | 419,- |
| For LR, EasyFit SD, front opening | 37388 | 419,- |
| For California from 2003, California Beach 06/2010 | 37389 | 419,- |

Insulation for EasyFit roof front high with high scissors from 2021

| | | |
|------------------|---------------|--------------|
| For VW T5/T6 KR | 373981 | 449,- |
| For VW T5/T6 LR | 373881 | 409,- |
| For MB Vito long | 373882 | 419,- |

NEW: for Pössl Campster

with SCA roof from 2016 **373883 419,-**



Tent bellows tension rubber with quick release skewer

Thanks to this practical elastic band folds your sleeping roof tent bellows optimally. It is simply placed around the bellows of the tent and fixed with the quick release. Individually shortenable, 8 m, Black.

442201 7,-



ACCESSORIES FOR SLEEPING ROOFS

① Active carrier rail set installed on the sleeping roof

(please also order, can be mounted afterwards bad) Ideal for concealed mounting of a roof rack. 4 pieces of approx. 40 cm (mounted)

41320 380,-

② Active support profile 40 cm for retrofitting

Counterpanel visible from inside can be covered with Isovelour (51015). 4 pcs. with counter plate, seal & screws

41303 290,-

Thule roof rack system for pop-up roofs

Basic equipment for all types of vehicles with Reimo active carrier profile

③ **Adapter plates**
allow the attachment of Thule fixed points 543 in the Reimo active rails
Scope of delivery: 4 adapter plates, adapter plate Thule roof rack 64 mm

41304 51,90

④ **Thule Fixed Point 543**
The artificial fixed points replace the pick-up points on car roofs. Set of 4 pieces incl. mounting material


41082 102,99

⑤ **Thule support foot Rapid 753** set of 2

41093 74,95

⑥ **Thule Wingbar 135 cm**, 1 piece 410969 140,-
Thule Wingbar 150 cm, 1 piece (w/o fig.) 410967 140,-

⑦ **Thule Slidebar 127 cm**, 1 piece 410964 290,-
Thule Slidebar 144 cm, 1 piece 410963 320,-



| Mounting Vehicle specific | Material needed | ⑤ Thule Support Foot Rapid 753, Set of 2 Art. No. 41093 | ⑥ Thule support foot Rapid 751, set of 2 Art. No. 41092 | Suitable mounting kit | Mountable carriers (required quantity 2 pieces) |
|---|-----------------|---|---|-----------------------|--|
| VW Caddy | | 2x | | on request | Slidebars 127 cm, 1 piece, Art. No.: 410964 |
| VW T5/T6 without superstructure or flat solar panel | | 2x | | on request | Wingbars 135 cm, 1 piece, Art. No.: 410969 or Slidebars 144 cm, 1 piece, Art. No. 410963 |
| VW T5/T6 with higher installations on roof | | | 2x | | |
| Renault Trafic without higher roof superstructure | | 2x | | on request | Wingbars 150 cm, 1 piece, Art. No.: 410967 or Slidebars 144 cm, 1 piece, Art. No. 410963 |
| Renault Trafic with higher roof superstructure | | | 2x | | |



Roof rack for Reimo Multirail

Support feet (2 pieces) especially suitable for Reimo Multirail rail, Reimo Active rail and for rain gutter mounting. Max. load 100 kg Pair of support legs: Height 20 cm

41180 89,95

Support tube: Length 165 cm for above support foot. Square tube 32 x 22 mm, black plastic coating. TÜV tested. Before opening the sleeping roof, the roof rack must be removed. Per piece

41125 41,90



NOTE: Order accessories when ordering the sleeping roof. Retrofitting is possible, but usually involves significantly higher costs and technical compromises. Standard color of the roofs white, illustrations partly show additional equipment. Subject to technical changes and printing errors.

SOLAR TECHNOLOGY FOR HIGH AND SLEEPING ROOFS

Ultra-flexible high-performance solar modules, factory mounted on sleeping roofs

Ideal for sleeping roofs. The modules are only 3 mm thick and therefore do not affect the vehicle height. The honeycomb structure reduces heating by the sun. Sunpower cells deliver a significant increase in electricity yield even when the angle to the sun is not optimal.

Solar panel Ultra 130W white flexible version incl. charge controller PRS 300. Dimensions: 920 x 800 x 3 mm, glued onto the sleeping roof. For all Reimo sleeping roofs except Caddy **1SW21 1000,-**

Solar system for Caddy Maxi 110W white flexible version incl. charge regulator PRS 300. Dimensions: 1125 x 540 x 3 mm, glued on the sleeping roof. **1SW22 1099,-**

Solar module sets for retrofitting for roofs with 110-150 watt module output

- **MPPT charge controller included**
- **Roof grommet included**

Profiflex-110 Set White orBlack:

Price banger set with the Carbest 110 W solar panel. For example, for light, water pump, occasionally heating

Profiflex-150 Set Black: Set with the Carbest 150 W solar panel. e.g. for light, pump, TV/Sat, heating and possibly compressor refrigerator

Material support plate: Black modules made of sturdy fiberglass, white modules made of more flexible highly bendable TPT.

All sets with **MPPT charge controller** 12 V/150 W (12.5 A) for gel, AGM, acid or LiFePO4 batteries. 2 separate battery circuits. 2 panels can be connected, standby consumption: 5 mA

TIP: For bonding the modules on the vehicle roof, we recommend cleaner 29415, primer 294470 and adhesive 294112.



Panels on sleeping roof VW T5/T6 KR

Panels on Caddy Maxi



| Solar complete set | PF-110 White | PF-110 Black | Square-135 White | PF-150 Pro Black |
|--------------------|--------------------------------|--------------------------------|----------------------|------------------|
| Module power WP | 110 W | 110 W | 135 W | 150 W |
| Power /Wh/day | 400 | 400 | 400 | 540 |
| Solar panel | 1 x 853170 | 1 x 853172 | 1 x 853175 | 1 x 853176 |
| Charge controller | 851005 | 851005 | 851005 | 851005 |
| Controller power | 165 W | 165 W | 165 W | 165 W |
| Cable gland | 85201 | 85201 | 85201 | 85201 |
| Dimensions in mm | 1125x540x3 | 1100x540x2,5 | 860x800x3 | 1475x540x3 |
| Suitable for | Caddy sleeping roof, high roof | Caddy sleeping roof, high roof | Reimo sleeping roofs | Reimo high roof |
| Art. No. | 85272 | 85271 | 85277 | 85278 |
| Price | 369,- | 379,- | 469,- | 599,- |



MPPT controllers delivered up to 25% more current than conventional charge controllers in our tests.

ACCESSORIES FOR HIGH ROOFS

① Aluminum high roof pop-up window

Ideal window for Reimo high roofs or alcoves. Very good ventilation in the roof. Mounting on the side with sturdy outer frame in silver with a wall thickness of 30-35 mm. Cut-out dimension 460 x 160 mm. During assembly, a wooden subframe (not included) must be mounted. Depending on the installation situation, this must be manufactured by the customer.

34432 299,-
Replacement sash for window 34432: 34433 223,-

② S-4 pop-up window

including inner frame, insect screen and blackout roller blind **31201 565,-**

Window covering profiles

Perfect transition to the interior trim. The profile is cut to the depth of the respective wall thickness, glued or fastened with cap screws (not included in the scope of delivery).

③ Inner profile bar

2m Light gray **38000 17,30**



Sealing compound

For installation of windows, roof hoods, trunk lids and other elements with frames. On the exterior surfaces of motorhomes, vans and caravans.

DEKASEAL 8936 swabable sealant

Color: anthracite 310 ml **50030 18,90**

GP 37,90/1 liter

Color: Light gray 310 ml **500306 18,90**

GP 37,90/1 liter

Sika Lastomer 710 permanently elastic sealant

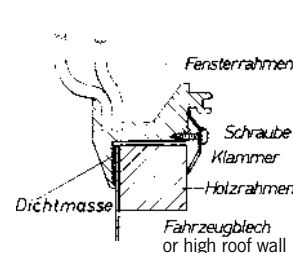
Does not harden excessively under UV radiation

Color: White 310 ml **38062 15,75**

GP 35,45/1 liter

Color: Black 310 ml **38060 14,90**

GP 35,45/1 liter



Installation tip window

Insert window from the outside into the cutout (approx. 1 mm larger than frame dimension) and screw it against the necessary wooden frame with clamps and screws. Use the above sealant for sealing. Finish inside with interior window trim.

SPARE PARTS FOR SLEEPING ROOFS

Ex.: Sleeping roof (SD) Universal



- ① Seal profile, ② Shears, ③ Gas springs
- ④ Rubber seal for SD scissors 29307 8,99
- ⑤ Top gas spring retainer. Attachment gas spring to SD shell
- ⑥ Gas spring holder at the bottom. Fastening gas spring to body
- ⑦ Seal for gas spring holder ca. 100 cm 29308 4,67
- ⑧ Plastic handle, Spare part hole spacing 150 mm, gray 293204 2,95
- ⑨ Closing bracket (door retaining cramp) metal, black 29471L 3,85
ditto, plastic brown 40 mm 29425 1,75
- ⑩ Reimo special belt ca. 60 cm long with very robust buckle. 44208 4,90
Closing strap for our sleeping roofs

The spare parts for Reimo sleeping roofs can be found on the Reimo website in the spare parts store under Reimo/Sleeping roof spare parts.

| Roof Part No. | Execution | ① Sealing profile | Price per meter | Tent bellows | Price / piece | ② Pair of shears | Price per pair | ③ Gas spring | Price per piece | ⑤ Gas spring holder top | Price per piece | ⑥ Gas spring holder below | Price per piece |
|------------------------------|----------------------------|-------------------|-----------------|--------------|---------------|------------------|----------------|--------------|-----------------|-------------------------|-----------------|---------------------------|-----------------|
| SLEEPING ROOF EASYFIT | | | | | | | | | | | | | |
| 2115001 | SD VWT5/6 KR EasyFit voho | 294511 | 11,- | 2929610 | 480,43 | 296095 | 320,- | 293120 | 71,- | 293900 | 23,63 | 293900 | 23,63 |
| 2115002 | SD VWT5/6 KR EasyFit voho | 294511 | 11,- | 2929610 | 480,43 | 296095 | 320,- | 293120 | 71,- | 293900 | 23,63 | 293900 | 23,63 |
| 2115003 | SD VWT5/6 KR EasyFit hiho | 294511 | 11,- | 2929610 | 480,43 | 296095 | 320,- | 293120 | 71,- | 293900 | 23,63 | 293900 | 23,63 |
| 2115004 | SD VWT5/6 KR EasyFit V-Tec | 294511 | 11,- | 2929610 | 480,43 | 296095 | 320,- | 293120 | 71,- | 293900 | 23,63 | 293900 | 23,63 |
| 2115005 | SD VWT5/6 KR EasyFit V-Tec | 294511 | 11,- | 2929610 | 480,43 | 296095 | 320,- | 293120 | 71,- | 293900 | 23,63 | 293900 | 23,63 |
| 2115008 | SD with Easy UP mechanism | 294511 | 11,- | 2929611 | 469,73 | 296091 | 248,- | 293120 | 71,- | 293900 | 23,63 | 293900 | 23,63 |
| 2115009 | SD VWT5/6 KR Comfort Elekt | 294511 | 11,- | 2929611 | 469,73 | 29609 | 429,- | 293120 | 71,- | 293900 | 23,63 | 293900 | 23,63 |
| 2116201 | SD T5/6 LR EasyFit vo.ho. | 294511 | 11,- | 2929650 | 501,83 | 296095 | 320,- | 293120 | 71,- | 293900 | 23,63 | 293900 | 23,63 |
| 2116202 | SD VWT5/6 LR EasyFit white | 294511 | 11,- | 2929650 | 501,83 | 296095 | 320,- | 293120 | 71,- | 293900 | 23,63 | 293900 | 23,63 |
| 2116203 | SD VWT5/6 LR EasyFit white | 294511 | 11,- | 2929650 | 501,83 | 296095 | 320,- | 293120 | 71,- | 293900 | 23,63 | 293900 | 23,63 |
| 2316001 | SD Vito Easyfit LR Harness | 294511 | 11,- | 29164 | 480,43 | 296095 | 320,- | 293120 | 71,- | 293900 | 23,63 | 293900 | 23,63 |
| 2316003 | SD Vito Easyfit LR Harness | 294511 | 11,- | 291641 | 299,- | 296091 | 248,- | 293120 | 71,- | 293900 | 23,63 | 293900 | 23,63 |
| 2806015 | SD Trafic KR Easyf. V-Tec | 294511 | 11,- | 29223 | 480,43 | 296095 | 320,- | 293120 | 71,- | 293900 | 23,63 | 293900 | 23,63 |
| 2806016 | SD Trafic KR Easyf. V-Tec | 294511 | 11,- | 29223 | 480,43 | 296095 | 320,- | 293120 | 71,- | 293900 | 23,63 | 293900 | 23,63 |
| 2806017 | SD Trafic KR EF V-Tec Ad. | 294511 | 11,- | 29223 | 480,43 | 296095 | 320,- | 293120 | 71,- | 293900 | 23,63 | 293900 | 23,63 |
| 2806111 | SD Trafic/Vivaro LR Easyf | 294511 | 11,- | 292241 | 439,- | 296095 | 320,- | 293120 | 71,- | 293900 | 23,63 | 293900 | 23,63 |
| 2806113 | SD Trafic/Vivaro LR Hiho | 294511 | 11,- | 292241 | 439,- | 296095 | 320,- | 293120 | 71,- | 293900 | 23,63 | 293900 | 23,63 |
| 2806401 | SD VWT5/6 KR ultrafla. Ea | 294511 | 11,- | 2929612 | 642,- | 296091 | 248,- | 293120 | 71,- | 293900 | 23,63 | 293900 | 23,63 |
| 2806501 | SD Spacetour. o Roof. vh | 294511 | 11,- | 29208 | 319,93 | 296091 | 248,- | 293120 | 71,- | 293900 | 23,63 | 293900 | 23,63 |
| 21150001 | SD VWT5/6 KR EasyFit voho | 294511 | 11,- | 21150Z01 | 469,- | 296091 | 248,- | 293120 | 71,- | 293900 | 23,63 | 293900 | 23,63 |
| 21162001 | SD T5/6 LR EasyFit vo.ho. | 294511 | 11,- | 2929650 | 501,83 | 296091 | 248,- | 293120 | 71,- | 293900 | 23,63 | 293900 | 23,63 |
| 28066001 | SD Maxivan Comfort Univer | 29451 | 12,10 | 28066Z01 | 512,53 | 296091 | 248,- | 29317 | 84,48 | 293900 | 23,63 | 293900 | 23,63 |
| 28066361 | SD Sprinter roof H2 Lä.L2 | 29451 | 12,10 | 28066Z01 | 512,53 | 296091 | 248,- | 29317 | 84,48 | 293900 | 23,63 | 293900 | 23,63 |
| 28066541 | SD Crafter | 29451 | 12,10 | 28066Z01 | 512,53 | 296091 | 248,- | 29317 | 84,48 | 293900 | 23,63 | 293900 | 23,63 |
| 28066902 | SD Ducato L4H2 white | 29451 | 12,10 | 28066Z01 | 512,53 | 296091 | 248,- | 293170 | 71,- | 293900 | 23,63 | 293900 | 23,63 |
| 28051136 | SD EF Berlingo 3 white,Gu. | 294511 | 11,- | 28051Z16 | 469,73 | 296091 | 248,- | 293120 | 71,- | 293900 | 23,63 | 293900 | 23,63 |
| 21140S | SD VWT4 KR Easy Fit white | 29451 | 12,10 | 29211 | 544,63 | 29325 | 290,- | 293120 | 71,- | 293900 | 23,63 | 29354 | 30,- |
| 21162003 | SD VWT5/6 LR Conf. Elect. | 294511 | 11,- | 21162Z01 | 479,- | 296091 | 248,- | 293120 | 71,- | 293900 | 23,63 | 293900 | 23,63 |
| 21150XXX | SD VWT5/6 KR EasyFit voho | 294511 | 11,- | 21150Z01 | 469,- | 296091 | 248,- | 293120 | 71,- | 293900 | 23,63 | 293900 | 23,63 |
| 2806501A | SD Spacet.Adria Comfort Hi | 294511 | 11,- | 29208 | 319,93 | 296091 | 248,- | 293120 | 71,- | 293900 | 23,63 | 293900 | 23,63 |

Ca. 10 m of staple tape (15 x 1.4 mm) is required for fixing the tent bellows: 294331

4,25/lfm.

* You will need ca. 10 m sealing profile

SPARE PARTS FOR SCHLAF ROOFS/CANOPIES

| Roof Part No. | Execution | ① Sealing profile | Price per meter | Tent bellows | Price / piece | ② Pair of shears | Price per pair | ③ Gas spring | Price per piece | ⑤ Gas spring holder top | Price per piece | ⑥ Gas spring holder below | Price per piece |
|---------------------------------|---|-------------------|-----------------|--------------|---------------|------------------|----------------|--------------|-----------------|-------------------------|-----------------|---------------------------|-----------------|
| SLEEPING ROOF SUPER FLAT | | | | | | | | | | | | | |
| 20136 | SD VWT3 sfl. white smooth | 29450 | 12,40 | 29210 | 469,73 | 29301 | 450,- | 293120 | 71,- | 29352A | 20,- | 29375=li 29376=re | 23,- |
| 21069 | SD VW T5/6 KR hiho, white | 294511 | 11,- | 29269 | 523,23 | 296095 | 320,- | 293120 | 71,- | 293900 | 23,63 | 293900 | 23,63 |
| 21075 | SD VWT5/6 LR 2pcs.hiho sf | 29451 | 12,10 | 292891 | 512,53 | 296095 | 320,- | 293120 | 71,- | 293900 | 23,63 | 293900 | 23,63 |
| 21085 | SD VWT5/6 LR sfl.ilvoho | 294511 | 11,- | 292981 | 502,90 | 296095 | 320,- | 293120 | 71,- | 293900 | 23,63 | 293900 | 23,63 |
| 21115 | SD VWT4KR sfl.ilvoho,white | 29451 | 12,10 | 29211 | 544,63 | 29325 | 290,- | 293120 | 71,- | 29352A | 20,- | 29354 | 30,- |
| 21121 | SD VW91 sfl2 LR white voho | 29451 | 12,10 | 29213 | 523,23 | 29325 | 290,- | 293120 | 71,- | 29352A | 20,- | 29364 | 19,- |
| 22115 | SD FT KR as of 07/13 vo.high | 294511 | 11,- | 29222 | 491,13 | 296095 | 320,- | 293120 | 71,- | 293900 | 23,63 | 293900 | 23,63 |
| 23130 | SD Vito long version | 29451 | 12,10 | 29235 | 491,13 | 29300 | 280,- | 293120 | 71,- | 293900 | 23,63 | 293900 | 23,63 |
| 23140 | SD Vito Compact from 04 | 29451 | 12,10 | 29245 | 480,43 | 29300 | 280,- | 29385 | 75,- | 293900 | 23,63 | 293900 | 23,63 |
| 23150 | SD Vito e-long wheelbase | 29451 | 12,10 | 29240 | 491,13 | 29300 | 280,- | 293120 | 71,- | 293900 | 23,63 | 293900 | 23,63 |
| 210960 | SD VWT5/6 KR sfl II voho | 294511 | 11,- | 292960 | 491,13 | 296095 | 320,- | 293120 | 71,- | 293900 | 23,63 | 293900 | 23,63 |
| 221150 | SD FT KR as of 07/13 vo.ho.2 | 294511 | 11,- | 29222 | 491,13 | 296095 | 320,- | 293120 | 71,- | 293900 | 23,63 | 293900 | 23,63 |
| 280502 | SD Opel Vivaro/Ren.Trafic | 29451 | 12,10 | 292504 | 469,73 | 293271 | 257,- | 29385 | 75,- | 29352A | 20,- | 29352A | 20,- |
| 2211801 | SD Caddy Maxi hi.ho white | 29450 | 12,40 | 29294 | 448,33 | 296095 | 320,- | 29385 | 75,- | 293900 | 23,63 | 293900 | 23,63 |
| 22117136 | SD VW CA5 L2 SF hh GV FH | 29451 | 12,10 | 22117Z16 | 459,- | 296091 | 248,- | 293120 | 71,- | 293900 | 23,63 | 293900 | 23,63 |
| 29365 | Spoiler profile 1.6 m (black) for all super flat sleeping roofs | | 28,00 | | | | | | | | | | |

Spare parts for lifting roofs

The spare parts for Reimo lifting roofs can be found on the Reimo website in the spare parts store under Reimo/lifting roof spare parts.

| Roof Part No. | Designation | ① Seal profile | Price per meter | Tent bellows | Price per piece | ② Pair of scissors | Price per pair | ③ Gas spring | Price per piece |
|---------------|--|----------------|-----------------|--------------|-----------------|--------------------|----------------|--------------|-----------------|
| 20211 | Universal Superflat 1100 x 1040 / 105° | 29451** | 12,10 | 29201 | 319,93 | 29306 (105°) | 299,- | 29310 | 48,10 |
| 20210 | Universal Superflat 1100 x 1040 / 90° | 29451** | 12,10 | 29203 | 319,93 | 29303 (90°) | 329,- | 29310 | 48,10 |
| 20215 | Universal Ultraflat 1 / 105° | 29451** | 12,10 | 29201 | 319,93 | 29306 (105°) | 299,- | 29310 | 48,10 |
| 20216 | Universal Ultraflat 1 / 90° | 29451** | 12,10 | 29201 | 319,93 | 29303 (90°) | 329,- | 29310 | 48,10 |
| 202100 | Universal Ultraflat 1 / 1300 x 1040 | 29451** | 12,10 | 29202 | 319,93 | 29303 (90°) | 329,- | 29310 | 48,10 |
| 20220 | Universal Ultraflat 2 / 105° | 29451** | 12,10 | 29190 | 319,93 | 29306 (105°) | 299,- | 29310 | 48,10 |
| 20214 | Universal Ultraflat 2 / 90° | 29451** | 12,10 | 29190 | 319,93 | 29303 (90°) | 329,- | 29310 | 48,10 |
| 20213 | Universal Standard / 105° | 29451** | 12,10 | 29205 | 319,93 | 29306 (105°) | 299,- | 29310 | 48,10 |
| 20212 | Universal Standard / 90° | 29451** | 12,10 | 29205 | 319,93 | 29303 (90°) | 329,- | 29310 | 48,10 |
| 20200 | Volkswagen Transporter 3 | 29451** | 12,10 | 29204 | 319,93 | 29306 (105°) | 299,- | 29310 | 48,10 |
| 21185 | Volkswagen Transporter 5 Superflat | 29451** | 12,10 | 29203 | 319,93 | 29303 (90°) | 329,- | 29310 | 48,10 |
| 21210 | Volkswagen Transporter 4 Superflat 2 | 29451** | 12,10 | 29203 | 319,93 | 29303 (90°) | 329,- | 29310 | 48,10 |
| 2022101 | EasyFit Ultraflat Uni | 29450 | 12,40 | 29206 | 256,80 | 29303 | 329,- | 29310 | 48,10 |
| 2022111 | EasyFit Renault Trafic | 29450 | 12,40 | 29206 | 256,80 | 29303 | 329,- | 29310 | 48,10 |
| 2118501 | EasyFit VW T5/T6 Ultraflat | 29450 | 12,40 | 29206 | 256,80 | 29303 | 329,- | 29310 | 48,10 |

Ca. 5 m of staple tape (15 x 1.4 mm) is required for fixing the tent bellows: 294331 4,25/lfm ** You need ca. 7 m sealing profile

If you still have gas springs for screws, please order 2x screw ball head 29313 per gas spring.

All gas springs listed are equipped with a ball head mount.

Gas springs should always be replaced in pairs, otherwise the pressure could be different and possibly too weak!



Fastening profile set sleeping roof
4 Active beams ca. 40 cm, drilled,
incl. counter plate **41303 290,-**
Active rails universal
198 cm long, drilled four times.
Per piece **41332 219,-**



PLEASE NOTE!

The locking straps for our lifting and sleeping roofs (2) article44208 must be checked for damage at regular intervals, at least before each major vacation! Straps where the seam breaks, damaged or torn straps must be replaced immediately.

We recommend (for your own safety) to replace the belts every 5 - 6 years.

A woman with long dark hair is lying on a grey upholstered bench seat inside a van. She is smiling and looking out the window. The van's interior is visible, including the window frame and curtains. The background shows a lush green outdoor setting with trees and grass.

REIMO VAN-CONCEPT

SLEEP SEAT- BENCHSYSTEMS

In addition to the proven Reimo sleeping and sitting bench systems, you will find other bench systems and individual seats from other suppliers in this section. The range is supplemented by belt supports, seat belts and a wide selection of swivel consoles.



■ CONTENT ■

| | |
|---|---------|
| ADVANTAGES OF THE REIMO SLEEPING AND SITTING BENCHES..... | 148-149 |
| VARIOTECH® 1000 SINGLE SEATS | 150 |
| VARIOTECH® 3100 RIGID SEAT VW T6.1/T6/T5..... | 151 |
| VARIOTECH® 3000 FOR VW T6.1/T6/T5..... | 152 |
| VARIOTECH® 3000 FOR MERCEDES VITO | 153 |
| VARIOTECH® 3000 FOR RENAULT TRAFIC | 154 |
| VARIOTECH® 3000 FOR FORD TRANSIT | 155 |
| SAFETY BELTS | 156 |
| SITTING/SLEEPING BENCHES | 157-159 |
| SINGLE SEATS/PILOT SEATS | 160 |
| BELT TRESTLES | 161-163 |
| REVOLVING BRACKETS..... | 164-168 |
| BENCH FITTINGS..... | 169 |

THE REIMO SLEEPING AND SITTING BENCH SYSTEME

Many advantages for living and sleeping

For Volkswagen Transporter, Mercedes Benz Vito, Ford Transit, Renault Trafic, Opel Vivaro, Nissan NV300, Fiat Talento



Figure shows V3100

Reimo offers you sleeping/seating bench systems in four different widths from 1155 mm to 1380 mm.

The benches consist of 3 registered seats. The bed is formed with the bench and the integrated rear cushion. The beds have a size depending on the bench or vehicle from about width 126 cm to 160 cm and a length of about 205 cm.

Furthermore, the benches must meet the stability requirements according to European regulations (ECE) to ensure the safety of the seats even while driving. That is why we have our benches extensively tested by TÜV. TÜV approved vehicle mounts are available for various vehicles.

BENCH SEATS FOR VW TRANSPORTER: You want more variable driving positions for your bench seat?

By installing your bench seat at Reimo in the factory, more seating positions are possible while driving. Your dealer will be happy to coordinate this service with us for you. Seating benches can be sold only by specialized dealers trained by Reimo.



Top sleeping comfort due to the completely flat sleeping surface. The beds have, depending on the bench or vehicle, a width of ca. 126 cm to 160 cm and a length of ca. 205 cm.



Two Isofix mounts provide secure attachment of two child seats. To use it, you only need to open the zipper in the pad.



A storage flap is integrated into the rear shelf. With the seat converted into a bed, it allows quick access from the vehicle interior to travel utensils and luggage in the trunk. This means that it is not necessary to leave the vehicle to access the storage space. Especially practical in bad weather.



The storage space under the rear cushion is 46 cm high. High beverage crates can fit here without any problems. With the rear cushion folded up, bulky items such as a washing machine or refrigerator can also be stowed. By moving the bench seat all the way forward behind the front seats, the storage space is increased accordingly.



Choice of optional bench fascia for more load-through capability or optional bench drawer for more storage space.

Reimo Variotech® V3000 - the sliding and removable bench


- With variable living and luggage compartment size
- Several driving positions possible depending on vehicle and installation
- Safety belts integrated in the backrest
- Top sleeping comfort due to completely flat lying surface without disturbing belt buckles
- Quick bed construction in a few simple steps without moving the bench
- Good seating comfort on long journeys due to ergonomic upholstery shaping of seat and backrest.
- Rear cushion can be folded up to expand the trunk loading volume
- Possibility of loading long parts when removing the optional front panel or drawer
- All seats are equipped with 3-point safety belts
- Isofix mount for up to two child seats
- TÜV tested safety concepts according to ECE 14 & ECE 17
- TÜV approved for motorhome registration (N1) and passenger car (M1) depending on type
- Width of the bed (depending on the bench or vehicle): 126 cm to 160 cm, length about 205 cm
- The retractable headrests do not need to be removed for bed construction.



The Variotech® V3000 with optionally available drawer. This provides additional storage space for shoes, cables or on-board tools, for example. The drawer can be removed for loading long parts. Dimensions depending on the width of the bench: H 17 cm, D 69.5 cm and W from 49.5 - 66.5 cm.

Reimo Variotech® V3100 - the firmly bolted bench

The Variotech® V3100 bench offers the same advantages as the Variotech® 3000 except for shifting. This rigid bench seat is firmly attached to the vehicle floor and is available for the VW T6/T5 with short as well as long wheelbase. The beds have a width of about 126 to 160 cm and a length of about 190 cm, depending on the bench or vehicle.



Reimo Variotech® V1000 - the comfortable single seats

Comfortable single seats with plenty of legroom become comfort single beds. Dimensions: 1x 200x 65 and 1x 190x65 cm. The single beds provide free access to the rear. Storage space ca. 86 l. under each individual seat.

From bench to bed in a few seconds using the example of V3000®



1
Raised rear cushion
 with plenty of storage space in the rear



2
Fold down rear cushion,
 storage space above and below



3
Folded backrest and semi-tilted seat



4
Seat completely swiveled.



5
The headrests remain installed and retract with



6
Finished flat sleeping position with comfort upholstery

See also our Youtube video in the channel Reimo Camping/Seating/Sleeping benches for camping buses

Variotech®1000

Sleeping / single seats

- **Comfortable individual seats with plenty of legroom**
- **Comfort single beds 1x 200x 65 and 1x 190x65 cm**
- **Single beds provide free access to the rear**
- **Storage space under single seat ca. 86 ltr. per seat**
- **Approval according to StVO motorhome**

1 seat incl. safety belt which is attached to the bar of the vehicle (see picture below). The seat is firmly bolted to the vehicle floor. Sitting on profiled seat and sleeping on the smooth back.

Overall width:

Driver's side left 660 mm Passenger's side right 680 mm, cushion width 600 mm for both seats.

Sleeping surface:

Driver side ca. 200 x 65 cm, passenger side 190 x 65 cm,

Sleeping/single seat V1000 for VW T6.1/T6/T5

Scope of delivery:

Ready made, completely upholstered and pre-assembled with integrated, retractable headrest, safety belt, fastening material, safety belt. Additional pads are included.

Note:

For the additional cushion behind the seats you need a base (not included) which must be manufactured depending on the vehicle itself. The front cushion rests on the turned cab seat. Front panels cannot be supplied by Reimo and must be manufactured by the customer.

Single seat VW T5/T6 driver's side:

| | | |
|--|----------------|---------------|
| Fabric Bricks (2-color, 100% polyester) | 5835042 | 2590,- |
| Fabric Double Grid (2-color, 100% Polyester) | 5835044 | 2590,- |
| Classic gray, 2-color 100% polyester | 5835000 | 2590,- |
| Tassamo T5, 2-color 100% polyester | 5835008 | 2690,- |
| Austin T5, 2-color, 100% polyester | 5835024 | 2590,- |
| Austin T6, 2-colored 100% polyester | 5835022 | 2590,- |
| Simora T6, 2-color 100% polyester | 5835020 | 2590,- |

Single seat VW T5/T6 passenger side:

| | | |
|--|----------------|---------------|
| Fabric Bricks (2-color, 100% polyester) | 5835052 | 2690,- |
| Fabric Double Grid (2-color, 100% polyester) | 5835054 | 2690,- |
| Classic gray, 2-color 100% polyester | 5835010 | 2690,- |
| Tassamo T5, 2-color 100% polyester | 5835018 | 2590,- |
| Austin T5, 2-color, 100% polyester | 5835034 | 2590,- |
| Austin T6, 2-colored 100% polyester | 5835032 | 2590,- |
| Simora T6, 2-color 100% polyester | 5835030 | 2590,- |

Sleeping/single seat V1000 for Mercedes Vito, Renault Trafic, Opel Vivaro B, Fiat Talento

Scope of delivery :

Ready made, completely upholstered and pre-assembled with integrated retractable headrest, safety belt, fixing material, safety belt.

Note:

Additional padding for driver's seat and behind the backrest must be made by yourself and cannot be supplied by Reimo. Front panels cannot be supplied by Reimo and must be manufactured by the customer.

Single seats Renault Trafic, Opel Vivaro, Fiat Talento

| | | |
|--|----------------|---------------|
| Fabric Black Patterned, 2-color 100% polyester left | 5837040 | 2279,- |
| Fabric Black Patterned, 2-color 100% polyester right | 5837042 | 2590,- |

Single seats Mercedes Vito

| | | |
|---|----------------|---------------|
| Fabric Tunja, 2 colors 100% polyester left | 5838050 | 2590,- |
| Fabric Tunja, 2-color 100% Polyester right side | 5838052 | 2590,- |



Fastening the belt to the vehicle spar



Variotech®3100

Rigid version - not sliding

For Volkswagen Transporter T6.1/T6/T5

- For vehicles without side plastic trim
- 3 persons sleeping/seating bench fixed
- Ready upholstered for 3 seats incl. rear cushion
- 3 integrated retractable headrests and 3 seat belts
- Isofix attachment points for a maximum of 2 child seats (middle seat cannot be used when a child seat is used)
- Fold up Rear cushion, storage height under rear cushion: 42 cm
- 1 integral foam side panel (size 17: 2 side panels)
- Delivery incl. support feet, please order fixing material separately

Size 8: Total width 1155 mm Pad width 1105 mm

| | | |
|--|---------|--------|
| Fabric Classic Grey (2-color, 100% polyester) | 5040500 | 3890,- |
| Fabric Bricks T6.1 (2 colors 100% polyester) | 5040542 | 4090,- |
| Fabric Double Grid T6.1 (2-colored 100% Polyester) | 5040544 | 4090,- |
| Front panel Basalt | 5040580 | 259,- |
| Drawer Basalt | 5040590 | 679,- |

Size 10: Total width: 1205 mm -Pad width: 1155 mm -

| | | |
|--|---------|--------|
| Fabric Classic Grey (2-color, 100% polyester) | 5040600 | 3890,- |
| Fabric Bricks T6.1 (2 colors 100% polyester) | 5040642 | 4090,- |
| Fabric Double Grid T6.1 (2-colored 100% polyester) | 5040644 | 4090,- |
| Front panel basalt | 5040680 | 259,- |
| Drawer Basalt | 5040690 | 549,- |

Size 14: Total width 1305 mm - Padding width 1255 mm -

| | | |
|--|---------|--------|
| Fabric Classic Grey (2-color, 100% polyester) | 5040700 | 4190,- |
| Fabric Bricks T6.1 (2 colors 100% polyester) | 5040742 | 4390,- |
| Fabric Double Grid T6.1 (2-colored 100% Polyester) | 5040744 | 4390,- |
| Front panel Basalt | 5040780 | 279,- |
| Drawer Basalt | 5040790 | 549,- |

Size 17: Overall width 1380 mm - Pad width 1330 mm -

| | | |
|--|---------|--------|
| Fabric Classic Grey (2-color, 100% polyester) | 5040800 | 4290,- |
| Fabric Bricks T6.1 (2 colors 100% polyester) | 5040842 | 4490,- |
| Fabric Double Grid T6.1 (2-colored 100% polyester) | 5040844 | 4490,- |
| Front panel Basalt | 5040880 | 299,- |
| Drawer Basalt | 5040890 | 549,- |

Headrests with integral foam Black Series

| | | |
|------------------------------------|----------|--------|
| Surcharge for fabric covers | 5070012B | 136,40 |
|------------------------------------|----------|--------|

Mounting material bench:

| Order required material for each bench type | Carrier 1 582081 32,95 | Carrier 2 582082 44,95 | Carrier 3 582083 59,95 | Beam 4 582084 289,- |
|---|------------------------------|------------------------------|------------------------------|---------------------------|
| Mounting right (size 8-14) | 1x | 1x | | 1x |
| Mounting left (size 8-14) | 1x | | 1x | 1x |
| Center mounting (size 17) | 2x | 1x | 1x | |
| In addition, 1 mounting kit each 58208 89.90 is required | | | | |

Base plate 1-piece . for original VW sill trim decor ship's bottom

| | | | | | |
|------------------|---------|-------|------------------|---------|-------|
| KR: ca. L 246 cm | 1053812 | 379,- | LR: ca. L 86 cm | 1053712 | 449,- |
| KR: ca. L 246 cm | 1053811 | 519,- | LR: ca. L 286 cm | 1053711 | 499,- |

Décor Tessin

| | | | | | |
|------------------|----------|-------|------------------|----------|-------|
| KR: ca. L 246 cm | 10538120 | 459,- | LR: ca. L 286 cm | 10537120 | 469,- |
|------------------|----------|-------|------------------|----------|-------|

X-Trem insulator, 15 mm thickness

Needed as insulation under the base plate (2x for KR, 3x for LR).

| | | |
|---------------------|-------|-------|
| Plate size 2 x 1 m. | 50016 | 23,95 |
|---------------------|-------|-------|



Figure shows optional equipment



Seat with fabric cover Double Grid T6.1. and Isofix attachment point

You can find more bench seats for vehicles with side plastic trim or for right-hand drive vehicles at www.reimo.com/Ausbaushop.

VARIOTECH® 3000

Movable in Reimo Grizzly rails



Grizzly" glide bar set for Variotech® 3000

2 pieces, Grizzly rails, anodized aluminum

| | | |
|--|--------------|--------------|
| Short wheelbase length 246 cm, 1 driving position | 58200 | 419,- |
| Long wheelbase Length 286 cm, 2 driving positions* | 58201 | 559,- |

*3 travel positions with glued slide rails (by Reimo trained specialist companies)

Grizzly" fastening set for the slide rails

Adapter for screwing the Grizzly rails to the floor assembly

| | | |
|--------------------------------------|--------------|--------------|
| Rail spacing 997 mm, short wheelbase | 58202 | 219,- |
| Rail spacing 826 mm, short wheelbase | 58203 | 239,- |
| Rail spacing 651 mm, short wheelbase | 58204 | 219,- |

Supplementary record

| | | |
|--------------------------------------|--------------|--------------|
| For long wheelbase station wagon/van | 58205 | 40,95 |
| For panel van KR/LR | 58206 | 42,95 |

Floor panels 3-piece, short wheelbase

| | Decor ship floor | | Décor Quad | | Decor Tessin | |
|--------------|------------------|--------------|----------------|--------------|-----------------|--------------|
| Rail spacing | Item no | Price | Item no | Price | Item no | Price |
| ① 651 mm | 1053822 | 439,- | 1053821 | 519,- | 10538220 | 439,- |
| ② 826 mm | 1053832 | 439,- | 1053831 | 519,- | 10538320 | 439,- |
| ③ 997 mm | 1053842 | 439,- | 1053841 | 519,- | 10538420 | 439,- |

Floor panels 3-piece, long wheelbase

| | Decor ship floor | | Décor Quad | | Decor Tessin | |
|--------------|------------------|--------------|----------------|--------------|-----------------|--------------|
| Rail spacing | Item no | Price | Item no | Price | Item no | Price |
| ① 651 mm | 1053722 | 469,- | 1053721 | 529,- | 10537220 | 469,- |
| ② 826 mm | 1053732 | 469,- | 1053731 | 529,- | 10537320 | 469,- |
| ③ 997 mm | 1053742 | 469,- | 1053741 | 529,- | 10537420 | 469,- |

X-Trem isolator, 18 mm. Required for short wheelbase 2 plates and for long wheelbase 3 plates. **50009 29,20**

Note::

There are two options for mounting the seat rails: Rail bolting (1 seat position in the KR, 2 seat positions in the LR) or the special bonding procedure, which can only be carried out in companies equipped for this purpose. This allows for driving positions as well as additional individual seats. A separate rail is required, as well as other mounting materials. There are 6 possible rail positions. The benches listed here are designed to be mounted on the right (sizes 8, 10 & 14, or size 17 center) in the empty station wagon. If there is a heat exchanger in the rear, for positioning on the left in the vehicle and other upholstery combinations, a different article number is required in each case (specialist trade information folder).

For Volkswagen Transporter T6.1/T6/T5

- For vehicles without side plastic trim
- 3 persons sleeping/seating bench sliding and removable for empty left-hand drive vehicle without side paneling
- Ready upholstered for 3 seats
- 3 integrated retractable headrests and 3 seat belts
- Isofix attachment points for a maximum of 2 child seats (middle seat cannot be used when a child seat is used)

① Size 8: Total width 1155 mm - Pad width 1105 mm

Sleeping surface ca. 205x120 cm - Rail distance 651 mm

| | | |
|---|----------------|---------------|
| Fabric Classic Gray (2 colors, 100% polyester) | 5040400 | 4290,- |
| Fabric Bricks T6.1 (2 colors 100% polyester) | 5040442 | 4490,- |
| Fabric Double Grid T6.1 (2 colors 100% polyester) | 5040444 | 4490,- |
| Fabric Place T5 (2-color 100% polyester) | 5040426 | 4490,- |
| Fabric Tasamo T5 (2-color 100% polyester) | 5040408 | 4490,- |
| Fabric Austin T5 (2-tone 100% polyester) | 5040424 | 4490,- |
| Front panel mounted decor basalt | 5040480 | 249,- |
| Drawer mounted, decor basalt | 5040490 | 679,- |

① Size 10: total width 1205 mm - cushion width 1155 mm - sleeping surface ca. 205x126 cm - Rail distance 651 mm.

| | | |
|---|----------------|---------------|
| Fabric Classic Gray (2-tone, 100% polyester) | 5040000 | 4340,- |
| Fabric Bricks T6.1 (2-color, 100% polyester) | 5040042 | 4540,- |
| Fabric Double Grid T6.1 (2-color, 100% polyester) | 5040044 | 4540,- |
| Front panel mounted, decor basalt | 5040080 | 249,- |
| Drawer mounted, decor basalt | 5040090 | 679,- |

CityVan

② Size 14: total width 1305 mm - cushion width 1255 mm - sleeping surface ca. 205x136 cm - Rail distance 826 mm.

| | | |
|---|----------------|---------------|
| Fabric Classic (2-color, 100% polyester) | 5040100 | 4890,- |
| Fabric Bricks T6.1 (2-color, 100% polyester) | 5040142 | 5090,- |
| Fabric Double Grid T6.1 (2-color, 100% polyester) | 5040144 | 5090,- |
| Front panel mounted, decor basalt | 5040180 | 249,- |
| Drawer mounted, decor basalt | 5040190 | 679,- |

Weekender Plus

② Size 14: total width 1305 mm - cushion width 1255 mm - sleeping surface ca. 205x136 cm - Rail distance 826 mm.

| | | |
|---|----------------|---------------|
| Fabric Classic (2-color, 100% polyester) | 5040200 | 4890,- |
| Fabric Bricks T6.1 (2-color, 100% polyester) | 5040242 | 5090,- |
| Fabric Double Grid T6.1 (2-color, 100% polyester) | 5040244 | 5090,- |
| Front panel mounted, decor basalt | 5040280 | 249,- |
| Drawer mounted, decor basalt | 5040190 | 679,- |

Weekender for the whole width of the vehicle, center adjusted

③ Size 17: total width 1380 mm - cushion width 1330 mm - sleeping surface ca. 205x136 cm - rail spacing 997 mm .

| | | |
|---|----------------|---------------|
| Fabric Classic (2-color, 100% polyester) | 5040300 | 4990,- |
| Fabric Bricks T6.1 (2-color, 100% polyester) | 5040342 | 5190,- |
| Fabric Double Grid T6.1 (2-color, 100% polyester) | 5040344 | 5190,- |
| Front panel mounted, decor basalt | 5040380 | 249,- |
| Drawer mounted, decor basalt | 5040390 | 679,- |

Swivel table support stainless steel

mounted on front panel (without table top) **571300M 317,90**

You can find more bench seats for vehicles with side plastic trim or for right-hand drive vehicles at www.reimo.com/Ausbaushop.

VARIOTECH® 3000

Movable in Reimo Grizzly rails

For Mercedes Vito long

- For vehicles without side plastic trim
- 3 persons Sleeping/seating bench slidable and removable for empty vehicle without side panel
- Ready upholstered for 3 seats
- 3 integrated retractable headrests and 3 seat belts
- Isofix attachment points for a maximum of 2 child seats (middle seat cannot be used when a child seat is used)

Size 8: total width 1155 mm - cushion width 1105 mm - sleeping surface ca. 195x126 cm -Rail distance 700 mm.

| | | |
|--|---------|--------|
| Fabric Classic Gray (2-tone, 100% polyester) | 5045000 | 4390,- |
| Fabric Mercedes Caluma (2-color, 100% polyester) | 5045060 | 4590,- |
| Fabric Mercedes Tunja (2-color, 100% Polyester) | 5045050 | 4590,- |
| Front panel mounted, decor basalt | 5045080 | 249,- |
| Drawer mounted, decor basalt | 5045090 | 679,- |

Size 14: total width 1305 mm - cushion width 1255 mm - sleeping surface ca. 205x136 cm - Rail distance 1050 mm.

| | | |
|--|---------|--------|
| Fabric Classic Gray (2-tone, 100% polyester) | 5045200 | 4540,- |
| Fabric Mercedes Caluma (2-color, 100% Polyester) | 5045260 | 4740,- |
| Fabric Mercedes Tunja (2-color, 100% polyester) | 5045250 | 4740,- |
| Front panel mounted, decor basalt | 5045280 | 249,- |
| Drawer mounted, decor basalt | 5045290 | 679,- |

Size 17: center adjustable: total width 1380 mm - pad width 1330 mm - sleeping surface ca. 205x136 cm rail distance 1050 mm.

| | | |
|--|---------|--------|
| Fabric Classic (2-color, 100% polyester) | 5045100 | 4590,- |
| Fabric Mercedes Caluma (2-color, 100% Polyester) | 5045160 | 4790,- |
| Fabric Mercedes Tunja (2-color, 100% Polyester) | 5045150 | 4790,- |
| Front panel mounted, decor basalt | 5045180 | 249,- |
| Drawer mounted, decor basalt | 5045190 | 679,- |

Swivel table support stainless steel mounted on front panel / drawer (without table top) **571300M 317,90**

Grizzly" glide bar set for Variotech® 3000

2 pieces, Grizzly rails, anodized aluminum
Vito long, length 2540 mm, 4 driving positions **58326 529,-**

Fastening set "Grizzly" for the slide rails

Adapter for screwing the Grizzly rails to the floor assembly Rail spacing
700 mm, Vito long **58328 339,90**
Rail spacing 1050 mm, Vito long **583282 185,90**

NEW: Cover profile for "Grizzly" slide rail 2 m length, plastic, black, ribbed **58188 25,99**

Floor adaptation steel

for rail spacing 700 mm: Order outer rail 1 pc **58327 239,-**
Order inner rail 1 pc **583271 289,-**
for rail distance 1050 mm: order 2 pieces, price per piece **58327 239,-**

Floor panels 3-piece, Vito long

| | Decor ship floor | | Décor Quad | | Decor Tessin | |
|--------------|------------------|-------|------------|-------|--------------|-------|
| Rail spacing | Item no | Price | Item no | Price | Item no | Price |
| 700 mm | 16807 | 449,- | 16808 | 469,- | 168070 | 435,- |
| 1050 mm | 168071 | 449,- | 168081 | 469,- | 1680710 | 449,- |

X-Tremisolator 18 mm. Need 3 plates for Vito long. **50009 29,20**



Attention: New decor bottom plate, picture not binding.



Hint: The Vito with existing seat mounting threads in the vehicle floor is required as the base for the rail mounting. Adapter plates are screwed and glued to these, to which the rails are attached. If the threads are not available, the rails can be mounted using a special bonding process by a company equipped for this purpose. In the rear area is always provided underbody reinforcement. The rails allow 4 driving positions as well as additional individual seats in the front area (depending on the distance to the furniture line).

You can find more bench seats for vehicles with side plastic trim or for right-hand drive vehicles at www.reimo.com/Ausbaushop.

VARIOTECH® 3000

Movable in Reimo Grizzly rails



Note:

The rails are bolted and additionally bonded with Sikaflex and the vehicle floor is reinforced with underbody beams. Peculiarity is that there are two rails different in the attachment, one for the outside and another for the inside.

The rails allow 3 driving positions as well as 1-2 additional individual seats in the front area, depending on the distance to the furniture line. There are 4 possible rail positions in the vehicle, the benches sizes 8 & 10 listed here are for mounting on the right, bench size 17 is for mounting in the center of the empty station wagon. If there is a heat exchanger in the rear, for positioning on the left in the vehicle and other upholstery combinations, a different article number is required in each case (specialist trade info folder).

For Renault Trafic, Fiat Talento from 8/2014/
Opel Vivaro B until Bj. 3/2019

- For vehicles without side plastic trim
- 3 persons Sleeping/seating bench sliding and removable for empty left-hand drive vehicle without side paneling
- Ready upholstered for 3 seats
- 3 integrated retractable headrests and 3 seat belts
- Isofix attachment points for a maximum of 2 child seats (middle seat cannot be used when a child seat is used)

Size 8: Total width 1130 mm - Pad width 1080 mm - Rail spacing 673 mm.

| | | |
|--|---------|--------|
| Fabric Compo (2-color, 100% polyester) | 5044150 | 4590,- |
| Fabric Classic Gray (2-color, 100% Polyester) | 5044400 | 4390,- |
| Fabric Black Patterned (2-color, 100% polyester) | 5044440 | 4590,- |
| Front panel mounted, decor basalt | 5044180 | 249,- |
| Drawer mounted, decor basalt | 5044190 | 679,- |

Size 10: total width 1205 mm - pad width 1155 mm - rail spacing 673 mm.

| | | |
|---|---------|--------|
| Fabric Compo (2-color, 100% polyester) | 5044050 | 4640,- |
| Fabric Classic Gray (2-color, 100% polyester) | 5044000 | 4440,- |
| Fabric Black Patterned (2-color, 100% Polyester) | 5044040 | 4640,- |
| Front panel mounted, decor basalt | 5044080 | 249,- |
| Drawer mounted, decor basalt | 5044090 | 679,- |
| Grizzly" glide bar set for Variotech 3000® -Renault Trafic | | |
| 2 pieces, Grizzly rails, anodized aluminum, 3 driving positions | | |
| KR, length 2490 mm, rail spacing 673 mm | 58128 | 499,- |
| LR, length 2890 mm, distance between rails 673 mm | 581285 | 629,- |

Size 17, center adjusted: Total width 1380 mm - Pad width 1330 mm - Rail spacing 1020 mm.

| | | |
|--|---------|--------|
| Fabric Compo (2-color, 100% polyester) | 5044350 | 4590,- |
| Fabric Classic (2-color, 100% polyester) | 5044300 | 4390,- |
| Fabric Black Patterned (2-color, 100% polyester) | 5044340 | 4590,- |
| Front panel mounted, decor basalt | 5044380 | 249,- |
| Drawer mounted, decor basalt | 5044390 | 679,- |
| Grizzly" glide bar set for Variotech 3000® - Renault Trafic | | |
| 2 pieces, Grizzly rails, anodized aluminum | | |
| KR, length 2490 mm, rail distance 1020 mm | 581280 | 499,- |
| LR, length 2890 mm, rail spacing 1020 mm | 581288 | 629,- |

Swivel table support stainless steel
mounted on front panel (without table top) **571300M 317,90**

Grizzly" fastening set for the slide rails

| | | |
|---|-------|--------|
| Adapter for screwing the Grizzly rails to the floor assembly Rail spacing 673 mm, Kombi KR/LR | 58133 | 218,90 |
| Rail spacing 1020 mm, KR/LR combination | 58135 | 244,- |

Floor reinforcement steel

| | | |
|--|--------|--------|
| for rail spacing 673 mm 1x floor reinforcement front | 581251 | 229,- |
| 1x rear shelf support | 581252 | 339,90 |

Base plate 3-part, rail spacing 673 mm

| | Decor ship floor | | Décor Quad | | Decor Tessin | |
|-----------|------------------|-------|------------|-------|--------------|-------|
| Wheelbase | Item no | Price | Item no | Price | Item no | Price |
| briefly | 141142 | 459,- | 141144 | 459,- | 1411420 | 459,- |
| lang | 141143 | 459,- | 1411441 | 459,- | 1411430 | 459,- |

Base plate 3-part, rail spacing 1020 mm

| | Decor ship floor | | Décor Quad | | Decor Tessin | |
|-----------|------------------|-------|------------|-------|--------------|-------|
| Wheelbase | Item no | Price | Item no | Price | Item no | Price |
| briefly | 141146 | 459,- | 141147 | 459,- | 1411460 | 459,- |
| lang | 141148 | 459,- | 141149 | 509,- | 1411480 | 459,- |

X-Tremisolator 18 mm. Required for short wheelbase 2 plates and for long wheelbase 3 plates. **50009 29,20**

You can find more bench seats for vehicles with side plastic trim or for right-hand drive vehicles at www.reimo.com/Ausbaushop.

VARIOTECH® 3000

Movable in Reimo Grizzly rails

For Ford Transit Custom from Bj. 8/2013

- For vehicles without side plastic trim
- 3 persons Sleeping/seating bench sliding and removable for empty left-hand drive vehicle without side paneling
- Ready upholstered for 3 seats
- 3 integrated retractable headrests and 3 seat belts
- Isofix attachment points for a maximum of 2 child seats (middle seat cannot be used when a child seat is used)

Size 8: total width 1155 mm - pad width 1105 mm - rail spacing 766 mm.

| | | |
|--|---------|--------|
| Fabric Classic Gray (2-tone, 100% polyester) | 5042100 | 4290,- |
| Front panel mounted, decor basalt | 5042180 | 249,- |
| Drawer mounted, decor basalt | 5042190 | 679,- |

Size 10: total width 1205 mm - pad width 1155 mm - rail spacing 766 mm.

| | | |
|--|---------|--------|
| Fabric Classic Gray (2-tone, 100% polyester) | 5042000 | 4440,- |
| Front panel mounted, decor basalt | 5042080 | 249,- |
| Drawer mounted, decor basalt | 5042090 | 679,- |

| | | |
|--|---------|--------|
| Swivel table support stainless steel front panel mounted (without table top) | 571300M | 317,90 |
|--|---------|--------|

| | | |
|--|--------|-------|
| Grizzly" glide bar set for Variotech® 3000 2 pieces, Grizzly rails, anodized aluminum, single seat possible. Length 2490 mm, 3 travel positions | 581960 | 569,- |
|--|--------|-------|

| | | |
|---|-------|--------|
| Grizzly" fastening set for the slide rails for screwing plus bonding with Sikaflex (not included in delivery). Consists of: 2 floor adapters, underfloor reinforcements, screw set rail spacing 766 mm, combi KR | 58193 | 515,90 |
|---|-------|--------|

Base plate 3-part, rail spacing 766 mm

| | Decor ship floor | | Decor Tessin | |
|-----------|------------------|-------|--------------|-------|
| Wheelbase | Item no | Price | Item no | Price |
| briefly | 105230 | 419,- | 1052300 | 449,- |

| | | |
|--|-------|-------|
| X-Tremisolator 18 mm. 3 plates are required. | 50009 | 29,20 |
|--|-------|-------|



Bed extension not included, to be ordered on request.



Note: As a basis for the rail fastening, the version of the combi with existing seat fastening threads is required. The rails are bolted and bonded with Sikaflex, additional reinforcements are installed underfloor. There is only one rail constellation with the rail spacing of 766 mm symmetrical.



Decor ship floor



Decor Tessin

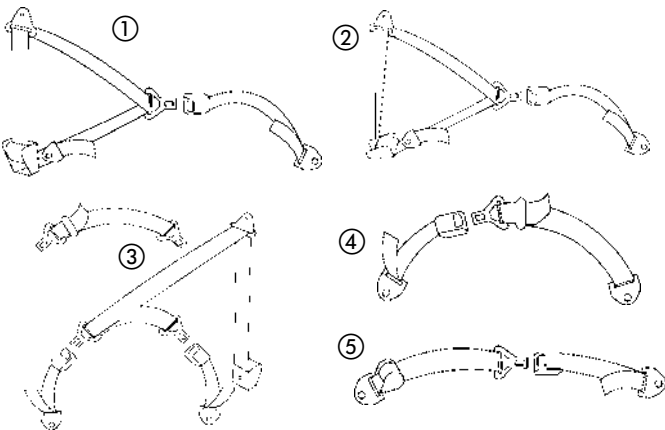


Scan the QR code to see the video of Variotech 3000.

You can find more bench seats for vehicles with side plastic trim or for right-hand drive vehicles at www.reimo.com/Ausbaushop.


SAFETY BELTS

2-point lap belt and 3-point safety belts



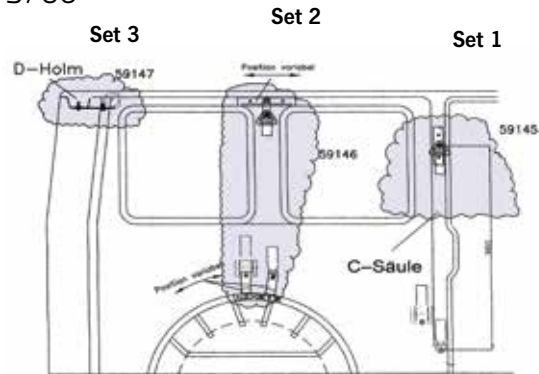
- ① **3-point automatic safety belt, universal use.**
belt length 4 m, can be shortened. Lock belt adjustable from ca. 35 - 60 cm.
Incl. Mounting screws and small parts **58151 60,60**
- ② **3-point automatic safety belt for Variotech benches 3000 Automatic belt, if the belt roller must be mounted vertically.**
Belt length 4 m, lock belt ca. 20 cm. Incl. Mounting screws and small parts **58118 55,-**
- ③ **3-point Special safety belt. If a row of furniture is mounted between the upper belt point and the seat.**
Belt length 3.6 m. 2 belt whips adjustable in length, ca. 30 - 60 cm. Incl. longitudinally adjustable lap belt adapter. Necessary if the 3-point belt cannot be used in a driving position. Incl. Mounting screws and small parts **58150 92,90**
As ③, but with belt roller to be mounted horizontally for retrofitting the 3rd belt. Safety belt e.g. family benches T5 **58149 104,50**
- ④ **Lap belt overlong for the middle seat with passenger car registration, for vehicles with first registration before 2005; or for motorhome registration, 2 x per bench (outer seats), if no 3-point belts can be used on the outside (e.g. in panel vans).** Belt length 150 cm with adjustable lock belt from 30 - 60 cm **58152 29,90**
- ⑤ **Automatic pool belt with adjustable lock belt**
Belt length 150 cm, lock belt from 30 - 60 cm **58153 46,90**

Accessories seat belts



- ① **Seat belt suspension**
For mounting the seat belt centrally above the rear window.
Standard, cranked for VW T4 **58050 17,90**
straight, VW T5 **58051 17,90**
- ② **Belt whip for S-seats VW T4** (driver or passenger side) required for subsequent installation of swivel consoles in the VW T4.
Length: 310 mm **58046 28,25**
- ③ **Threaded plate 60 x 30 mm,**
to weld threads for seat belts at points provided by the vehicle manufacturer. **58052 6,40**
- ④ **Weld-in nut with fine thread** **58045 2,95**

Belt adaptations for VW T5 panel van from Bj. 3/06



- For 3-point harness
 - For retrofitting the belt anchorage points on the VW T5 panel van
 - Suitable for short and long wheelbase
 - Delivery without straps, suitable for 1 side
- Set 1:** on the C-pillar left or right **59145 37,40**
Set 2: above the rear wheel arch left. or. r. **59146 205,-**
Set 3: at the D-bar at the top in connection with the belt **59147 67,70**
3 point harness 58149 104,50





Aguti S2 sleep bench with integrated headrest G2000

- Angle ergonomically adjusted in sitting position
- Integrated seat belts per seat
- High quality molded foams with lateral support incl. Isofix holder
- Individually adjustable backrest
- Adaptation to original Vito/V-Class/PSA rail systems by means of adapter (optionally available)
- The entire bench can be moved in the rails or is completely removable
- Each seat can be folded down individually
- In the folded state, the lying surface is completely flat
- The belt buckles dive under the lying surface

Seat integrated into the seat belt, which can be converted into a sleeping bench by simply folding the back.

Bench which can be converted into a sleeping bench in just a few steps.

Lying surface: Length 1.86 m incl. leg rest, without leg rest length 1.26 m, width per seat 0.5 m

Color seat covers anthracite patterned

59656

2790,-



Aguti adapter for sleep bench S2

Suitable for original PSA rail system

59658 672,-

Suitable for original Mercedes rail system

59659 461,-

Aguti leg rest for sleep bench S2

Covered right and left.

Dimensions: (L x W) 60 cm x 50 cm

2 piece

59657 879,-



SITTING / SLEEPING BENCHES



Motorhome homologation according to StVZO 76/115/ECE according to manufacturer

Bench Divan 502 can also be used against the direction of travel

Bench Divan 502 - cozy bench

Comfortable bench for 2 people. Bench width about 90 cm. Can also be mounted against the direction of travel. The inclination of the backrest is adjustable.

Please note the installation in vehicles must be approved by the TÜV. We therefore recommend that you consult your responsible TÜV office before installation.

Suitable for Sprinter, LT, Ducato, Renault and other vehicles.

Mounting of two lap belts possible.

Scope of delivery: Pre-assembled bench with foam and covers, ready upholstered.

Technical info Divan Bench: The Divan Bench 502 is without seat belts and designed for the front position against the direction of travel. Equipment: High quality foam with great density. High quality Upholstery fabric. Sturdy tubular steel frame.

Additional storage space under the seat. The installation can be done on a base plate or directly on the vehicle floor (with or without rubber mat). Seat width ca. 96 cm, seat height ca. 52 cm. Total height about 125 cm, total depth about 90 cm. Sleeping surface ca. 96 x 194 cm. Widening (ca. 30 cm) possible. Plinth height about 21 cm can be used as storage space.

Control lever backrest right 59232 1654,-

Control lever backrest left 59234 1654,-

(useful for bench installation against direction of travel)

Wood trim, anthracite for seat frame 59221 164,90



Motorhome homologation according to StVZO 76/115/ECE according to manufacturer

Bench Divano 506 can also be used against the direction of travel

Divano 506 bench

Divano bench 506 is equipped with seat belt tether and 2 three-point automatic seat belts. Shifting forward and sideways possible. (lateral displacement 27 cm, forward 17 cm)

Equipment: High quality high density foam. High quality upholstery cover fabric. sturdy tubular steel frame.

Dimensions: seat width ca. 90 cm, seat height ca. 48 cm. Total height ca. 129 cm, total depth ca. 63 cm. Widening (ca. 27 cm) possible. Plinth height about 20 cm, can be used as storage space.

Scope of delivery: Pre-assembled bench with foam and covers, ready upholstered. With shifting device to the front and to the side.

Divano 506 with belt support and 2 three-point safety belts.

Operating lever right 59236 2469,-

Control lever left (useful for bench installation against direction of travel)

592361 2469,-



Motorhome homologation according to StVZO 76/115/ECE according to manufacturer

SK7 bench seat system- Extend your sleeping space into the cab

The solution when you want to make full use of the space.

Turn the driver or passenger seat, fold out SK 7 bench and you have a comfortable bed with 190 cm length. During the day it is a comfortable seat for 2 people with 2 integrated three-point seat belts. The sleeping surface can be widened to 120 cm by means of a transverse sliding device and additional upholstery. Adjustable tilt of seat and backrest for customized seating comfort.

Suitable for Sprinter, LT, Ducato, Renault and other vehicles.

Fixed bench seat with 2 integrated three-point belts attached to a rigid belt column. Bed is formed from 1 bench, With transverse sliding device for bed widening up to 1.20 m. TÜV confirmation for motorhome approval is supplied by the manufacturer.

Technical info SK 7: Installation in vehicle on base plate (with or without insulation). If the base plate is insulated, it must be underlaid with wood in the area of the belt crossbar. **Dimensions:** seat width 950 mm, seat height ca. 590 mm. Total height ca. 1250 mm.

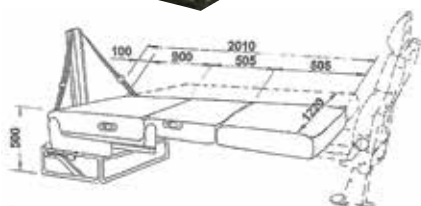
Total depth ca. 900 mm. Sleeping surface ca. 960 x 1880 mm. Widening by ca. 200 mm possible. Plinth height ca. 210 mm (can be used as storage space).

Scope of delivery: Pre-assembled bench on mounting bracket, ready padded with foam and covers, incl. 2 three-point belts. With transverse sliding device for bed widening up to 1200 mm (without additional padding). Cushion gray

Left hand drive 59240 3370,-

Right hand drive 59225 3150,-

Additional cushion for SK7 bench system (59240) to cover the Bed widening 59241 304,-



SITTING / SLEEPING BENCHES



① Rotating double bench

With integrated 3-point safety belt for the middle seat. Adjustable backrest. Belt tensioner right, suitable for Ducato X250 airbag system. Rotating fitting. Isofix anchorage for the middle seat. M1-approved according to CE regulations R14 and R17 for installation in the DUCATO X250 cab
Model 650, Cover Black/Grey 59252 3199,-

② Rotating single seat

Adjustable backrest. Belt tensioner suitable for Ducato X250 airbag system. Swivel console and seat tilt adjustment. M1-approved according to CE regulations R14 and R17 for installation in the DUCATO X250 cab.
Model 610, Cover Black/Grey 59254 1775,-



Seat/sleeper bench

Upholstery folds down to form a couch. Bed size: 1870 mm x 1000 mm. A side armrest. Adjustment of the backrest by means of sliding rails transverse rail (lateral shift) to widen the bed. Motorhome homologation according to StVZO 76/115/EC as per manufacturer, status 2005/41/EC

Seat-/sleeping bench

with integrated 3-point safety belts

59242 4240,-



Euroseat A400 - TÜV approved, with integrated three-point belt for Variotech 3000

Fabric Renault Traffic Black Patterned/Black:

Seatbelt buckle right **59363 1349,-**
 Belt buckle left side **59364 1399,-**

Fabric Mercedes Tunja/Black:

Seat belt buckle right **593626 1399,-**
 Belt buckle left side **593627 1399,-**

Fabric Classic Gray / Black:

Belt buckle right **59371 1199,-**
 Belt buckle left, **59372 1199,-**

Base/adapter

is required for the single seat A400.

The base is required for the installation of the A400 seat in conjunction with the Reimo Grizzly floor rail. Suitable for Renault Traffic (e.g. 581280, 58128) and Mercedes Vito (e.g. 58326) with bolted floor rail.

58194 407,-



Pilot seat for the passenger compartment

With integrated 3-point safety belts. Different seat heights can be realized. Adjustable backrest, armrests and headrests. With M1 classification, suitable for installation in passenger car / motorhome. Meets the current standards for safety, valid from 1.11.2014 ECE14, ECE17. Design: Classic dark gray

Euro seat A 400 with 2 armrests (without seat base) Belt connection left **59372 1199,-**
 Belt connection right **59371 1199,-**

Seat bases in different heights

incl. floor rail adaptation (you need 2 pieces: 1 right and 1 left pedestal per seat):

Seat base height 23 cm (seat height 41 cm) left **59366 137,90**
 right **59365 137,90**
Seat base height 28 cm (seat height 46 cm) left **59368 137,90**
 right **59367 137,90**
Seat base height 33 cm (seat height 51 cm) left **59370 142,90**
 right **59369 142,90**

Aluminum slide rail double row for fixing one seat or several seats one behind the other.

Per seat ca. 1 meter seat rail necessary Length 2,40 m **59379 376,-**
 Length 3,00 m **593791 459,-**

Special adhesive for bonding the floor rail to the body. Required are at least.

2 cartridges per meter of rail length. Cartridge 600 ml **593795 28,95**

SINGLE SEATS / PILOT SEATS



Macaw Black/Grey

Pilot seat S 5.1

- With integrated headrest.
- With ABE.

Dimensions: Height 92 cm, backrest height 82 cm, seat width with armrests 62 cm, seat depth 52 cm
Weight: ca. 17 kg

| | | |
|--------------------------------|---------------|--------------|
| S 5.1 Atlantic Blue | 592053 | 559,- |
| S 5.1 Macaw Black/Grey | 592055 | 559,- |
| S 5.1 Leather Dark Gray | 59002 | 918,- |



Tavoc 2

Pilot seat S 6.1

- With height and tilt adjustable headrest
- With ABE

Dimensions: Height (incl. headrest) 96-106 cm, backrest height (incl. headrest) 79-90 cm, seat width with armrests 62 cm, seat depth 52 cm
Weight: ca. 18 kg

| | | |
|-----------------------------------|---------------|--------------|
| S 6.1 Tavoc 2 Grey / Black | 592103 | 649,- |
|-----------------------------------|---------------|--------------|



Pilot seat S 8.1

- Distinctive side guides and soft foam parts
- Backrest quick adjustment
- Height adjustable armrests
- With ABE
- With height and tilt adjustable headrest and pronounced side guides.

Dimensions: Height (incl. headrest) 94-105 cm, backrest height (incl. headrest) 79-90 cm, seat width with armrests 62 cm, seat depth 53 cm, weight: ca. 18 kg

| | | |
|-------------------------------|---------------|--------------|
| S 8.1 Tavoc Black/Grey | 592131 | 649,- |
| S 8.1 Macaw Black/Grey | 592132 | 649,- |



Atlantic blue

Pilot seat S 9.1

- Distinctive side guides and soft foam parts
- Backrest quick adjustment
- Height adjustable armrests.
- With ABE

With integrated headrest. Backrest height and headrest according to new EC standard.

Dimensions: Height 92 cm, backrest height 82 cm, Seat width with armrests 62 cm, seat depth 53 cm. Weight: ca. 18 kg

| | | |
|-----------------------------------|---------------|--------------|
| S 9.1 Atlantic Blue | 592144 | 590,- |
| S 9.1 Tavoc 2 Grey / Black | 592145 | 590,- |
| S 9.1 Macaw Black/Grey | 592146 | 590,- |

Attention:

Sportscraft seats may be used in Germany for motorhomes and passenger cars. Outside Germany, the use must be clarified with the regional TÜV. For new vehicles from season.2022 please clarify the approval regarding the seat recognition with the TÜV.



Macaw Black/Grey

Pilot seat S 10.1

- Armrests integrated into backrest - creating a larger passage into the living area with maximum seat width
- Quick adjustment of the backrest in segments of >2°
- With seat tilt adjustment in front
- With integrated headrest

| | | |
|------------------------------------|---------------|---------------|
| S 10.1 Tavoc 2 Grey / Black | 594054 | 1025,- |
| Fs* | 594055 | 1025,- |
| Bfs** | 594057 | 1025,- |

*Fs: driver side, **Bfs: passenger side

Accessories for Sportscraft van seats

| | | |
|-----------------------|---------------|--------------|
| Seat heating | 59165 | 245,- |
| Lumbar support | 591651 | 35,95 |

Please order with new order, as not retrofittable.



MagicComfort MSH 300 - Carbon seat heater

- Easy installation
- Super fast and adjustable heating
- 3 heat settings from 10 to 70 watts
- Cut to size carbon heating elements



Seat inserts with carbon heating for the driver's and passenger's seat, heat up quickly and provide instant warmth. Easy operation by ergonomic push button with LED display.

Input voltage (DC) 12 V, rated input power (DC) 140 W, power consumption 140.00 W, dimensions: W 270 x H 580 x D 2 mm. Weight: 1.32 kg

| | | |
|---------|--------------|--------------|
| 4 piece | 59006 | 369,- |
|---------|--------------|--------------|



Relax Seat System - Electrically extendable footrest

- Specially designed for panel vans to use the space in front of the passenger seat and increase comfort
- Quick assembly without disassembly of the cabin seat
- Low weight

To be used only with the original cabin seats and only with the vehicle in park position. Mounts under the original seat without having to remove it.

Compatibility with produced seat of the Fiat Ducato X250 Bj. 2006 to 2019 and the Fiat Ducato X 290 My. 2014 to 2019. Certified in R14 in compatibility with CTA turntable P/N 9PG0023000V01 for Fiat Ducato.

Certified in R17 in compatibility with FIAT DUCATO / CITROEN JUMPER / PEUGEOT BOXER seats and CTA / FIAT / AGUTI and rotating plates with a maximum weight of 15 kg.

Scope of delivery: Relax Seat System with electrically extendable footrest for passenger seat, mounting kit and WI-FI remote control

| | |
|--------------|--------------|
| 59649 | 579,- |
|--------------|--------------|

3-POINT BELT SUPPORT FOR DUCATO, BOXER, JUMPER

Universal belt trestles for 2 people

Tested in the vehicle (homologation) for Fiat Ducato and similar vehicles.
 Tested in the vehicle according to ECE R14.06/07.
 An acceptance at the TÜV according to § 21 (individual acceptance) is necessary. Prior clarification of the mounting situation in the vehicle with the TÜV is recommended.

The belt supports are each positioned on the longitudinal member of the vehicle; in the longitudinal direction, the position is variable. The attachment is made by means of screw connections through the vehicle floor. The weight of the belt trestle without mounting parts is between 12.5 and 13.5 kg in each case. Delivery in each case complete with mounting hardware and safety straps.

There are 3 different basic types:

- ① Type 1: For Fiat Ducato X250/X290 panel vans/station wagons:
 Seatbelt kit normal 59101 529,-
 Belt buck kit normal 59103 565,-
 Belt buck kit increased (83 mm higher) 59515 544,-
- ② Type 2: For Fiat Ducato X250/X290 chassis with high ladder frame:
 Belt buck kit normal 59103 565,-
 Belt buck kit increased (83 mm higher) 59515 544,-
- ③ Type 3: For Fiat Ducato X250/X290 chassis with flat frame:
 Belt buck kit normal 59102 555,-
 Belt buck kit increased (83 mm higher) 59516 570,-

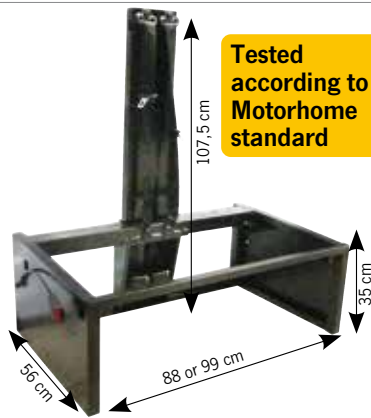
Suitable accessories

- ③ Headrest Kit
 Scope of delivery: 2 curved headrests including mounting plate
 595008 299,-
- ④ Isofix holder
 For normal belt trestles 59536 156,-
 For elevated belt trestles 59531 142,-



Belt buck for Ducato, Boxer, Jumper

- For retrofitting in motorhomes Fiat Ducato, Peugeot Boxer, Citroën Jumper
- With automatic 3-point harnesses (suitable for child seat)
- Belts are guided concealed in the column, no twisting possible
- Self-supporting design without cross braces preserves the storage space in the storage box
- Tested according to applicable EC directives on rigid plate
- Previous seat continues to be used, installation subject to registration
- With expert opinion for M1 motorhomes: acceptance according to § 21 necessary.
- Mounting on the vehicle floor: Not included in the scope of delivery. (Please clarify installation with your local TÜV)



Dimensions: W 99 x D 56 x H 107.5 cm,
 seat height without support: 35 cm,
 weight ca. 4 kg 59560 949,-

Dimensions: W 88 x D 56 x H 107.5 cm,
 seat height without support: 35 cm,
 weight ca. 40 kg 59561 949,-

Tested on the rigid plate according to regulation 76/115 status 96/38 and 2005/41.
 Acceptance according to § 21 (individual acceptance).



Divano 505 base incl. 2x 3 point safety belt

For floor fixing, 5 pieces of hexagon bolts M12 UNI5739 are recommended.
 Seat height without support: 21 cm, weight ca. 28.6 kg
 592360 755,-

Universal double bench

- Fully tested according to ECE requirements for M1 and N1 vehicles
- Double bench with comfortable single seats
- Integrated 3-point safety belts
- Side adjustment for additional clearance of 110 mm during the ride
- Longitudinal adjustment and adjustable backrest for more passenger comfort
- Two piece frame with storage space
- ISOFIX anchorages
- Lower base for vehicles without double bottom

For vehicles without double bottom. The individually adjustable seats are mounted on guides that allow both lateral and longitudinal adjustment for greater comfort while driving. The seat belts are integrated into the backrests. The product is fully tested according to ECE requirements for M1 and N1 vehicles. Armrest optionally available.

Double bench 59258 3099,-
 Armrest 59259 159,90



3-POINT BELT BUCK



Picture shows universal belt buck 595010 with pad 595005 in Fiat Ducato

General operating permit (ABE)

i An ABE is an approval that usually accompanies particularly easy to assemble parts. The assumption is that the buyer himself can not do much wrong when attaching these parts (mostly, for example, rims, etc). Therefore, after performing the modification on the vehicle with this part, no further action is necessary. The vehicle operating license remains intact and the vehicle can continue to be used.

However, it must be ensured that all instructions and requirements from the ABE are complied with. The ABE papers must be carried at all times during each ride. If desired, the information from the ABE can often also be entered in the vehicle documents so that the ABE no longer has to be carried separately.

TÜV parts certificate

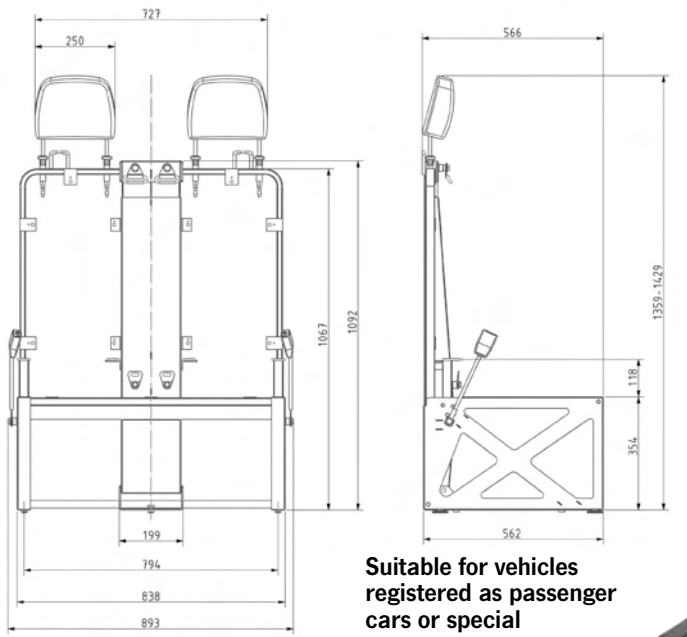
A TÜV parts certificate is the most common form of approval for tuning parts. The parts certificate contains precise instructions and conditions. In order to avoid incorrect installation of tuning parts or incorrect modifications, the vehicle must be presented to a TÜV inspector after the conversion. Here, not only the conformity of the certificate with the

associated part and also the corresponding vehicle type / model is checked, but also the quality of the conversion.

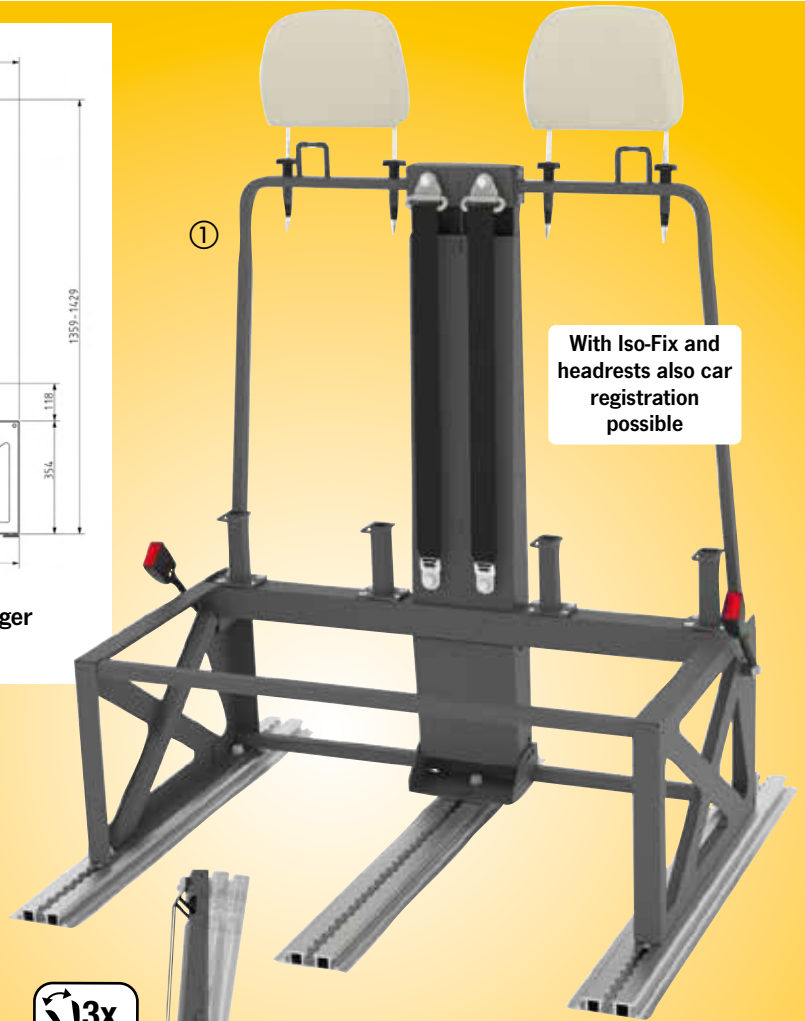
The vehicle operating permit expires temporarily directly after the conversion until the conversion has been "registered". Only the direct route to the TÜV test center may still be undertaken with the vehicle.

The TÜV inspector issues a certificate - a registration according to StVZO §19.3. With this certificate, the modification can then be entered in the vehicle documents at the registration office. For motor vehicles that had their initial registration before 1.1.1992, there are no special requirements for modifications to the seat console or seat rails.

In addition, safety belts were not yet required for motor homes first registered before Jan. 1, 1992. Therefore, no testing is mandatory for the installation of rotary bases in these older vehicles. From the first registration on 1.1.1992, at least one certificate according to 76/115 EWG (Europe-wide ECE R14) must be available when changing the seat structure for approval according to STVZO.



Suitable for vehicles registered as passenger cars or special motorhomes.



Universal belt buck for flexible installation

Modular belt trestle for 2 persons with integrated three-point belts and Isofix child seat mounts, expandable with tested headrests.

For better seating comfort, the backrest can be mounted at a slight angle. An optional elevation kit is available for vehicles with a height jump to the cab or platform.

The belt buck is installed in the vehicle by means of three aluminum rails and can therefore be easily removed again if necessary. The aluminum rails are glued to the vehicle floor and additionally screwed in the rear area.

A test certificate according to ECE R14.07 (seat belt anchorages), ECE R17 (seat strength) and ECE R16 is enclosed.

It documents the test in the Ford Transit and refers to the fact that the tests can be transferred to other vehicles. ("the results are representative also for other types of vehicles").

We recommend prior clarification of the installation situation with the responsible TÜV.

- ① **3-point belt support 900 mm, steel, with adjustable backrest in 3 positions**
Scope of delivery:

Belt buck, 2 three-point belts, Isofix brackets, backrest with bracket for headrests

595010 1199,-

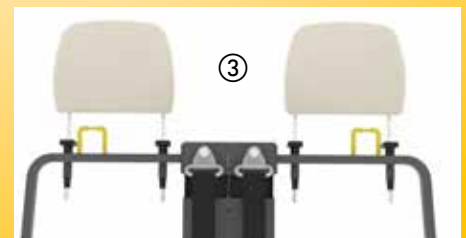
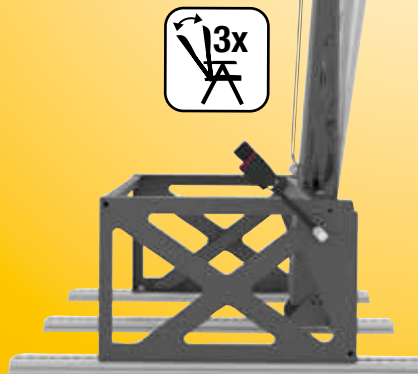
- ② **Increase kit for additional 120 mm height**
595002 111,90

- ③ **Seat cushion, scope of delivery with cover and two headrests**
595005 569,-

Installation kit consisting of:

3x aluminum profiles length 1250 mm each, fastening material for profiles, adhesive

595006 434,-



SWIVEL CONSOLES for VW T6.1/T6/T5

For original seats VWT6.1/T6/T5 (single seats) from 2003 onwards

| | | |
|--|--------|-------|
| Driver's side | 595717 | 266,- |
| Passenger side | 595716 | 266,- |
| Handbrake adapter without leatherette cuff | 595718 | 43,65 |

For original seat FS/BFS from Bj. 2003
If original battery is installed.

| | | |
|--|-------|-------|
| | 59502 | 258,- |
|--|-------|-------|

Matching Handbrake lowering
necessary for driver's side swivel console

| | | |
|------------------|--------|-------|
| Left-hand drive | 59616 | 38,20 |
| Right-hand drive | 596160 | 38,20 |

Swivel bracket from Bj. 2003
Installation only if there is no battery under the seat. Driver's side incl. handbrake lowering.

| | | |
|----------------|-------|-------|
| Driver's side | 59498 | 259,- |
| Passenger side | 59499 | 244,- |

Matching handbrake lowering
necessary for driver's side swivel console

| | | |
|--|-------|-------|
| | 59616 | 38,20 |
|--|-------|-------|

WVT5 for original double seat Bj. 2003-2015 Test number: 76/115/EEC. Dimensions in mm: L 605 x B 406 x H 229 (without screws)

| | | |
|-----------------------------|--------|-------|
| NEW! Left-hand drive | 594962 | 584,- |
| Right-hand drive | 594961 | 555,- |

WVT6.1/T6/T5 for original double seat bench from Bj. 2003-2015
With parts certificate. Without cable gland.

| | | |
|-----------------|-------|-------|
| Left-hand drive | 59496 | 639,- |
|-----------------|-------|-------|

WVT6.1/T6/T5 for original double seat from Bj. 2003
With parts certificate. Without cable gland.

| | | |
|-----------------|-------|-------|
| Left-hand drive | 59667 | 639,- |
|-----------------|-------|-------|

Seat base for Original seat from 2003
Height adjustable: 230 - 360 mm,
Passenger side

| | | |
|--|--------|-------|
| | 596501 | 675,- |
|--|--------|-------|

For original seat from Bj. 2003 With Safe
Driver side/passenger side

| | | |
|--|-------|-------|
| | 59647 | 459,- |
|--|-------|-------|

Matching handbrake lowering
necessary with swivel console driver's side

| | | |
|-----------------|--------|-------|
| Left-hand drive | 596471 | 23,30 |
|-----------------|--------|-------|

Adapter Sportscraft seat from Bj. 2003
Incl. Slide rails For mounting Sportscraft seats on original or swivel brackets.

| | | |
|--|--------|-------|
| | 596451 | 314,- |
|--|--------|-------|

For original seat FS/BFS from 2003

| | | |
|--|-------|-------|
| | 59699 | 165,- |
|--|-------|-------|

Adapter handbrake

| | | |
|--|-------|-------|
| | 59697 | 41,90 |
|--|-------|-------|

Rotating base for WVT6.1/T6/T5 driver+passenger side with ABE
Mounting also possible on vehicles with battery in the seat box. For driver's side, please also order handbrake adapter 59616.

| | | |
|--|-------|-------|
| | 59653 | 262,- |
|--|-------|-------|

Matching handbrake lowering
necessary for driver's side swivel console

| | | |
|--|-------|-------|
| | 59616 | 38,20 |
|--|-------|-------|

Swivel console for original seat from Bj. 2003

- No increase in seat height
- Rotation of the seat possible even with the door closed

With mounting material incl. handbrake-lever adapter. TÜV tested with parts certificate. Locking possible in direction of travel or also in 180° position. Handbrake lever individually mountable. External dimension: 430 x 430 x 210 mm. Weight ca. 17 kg.

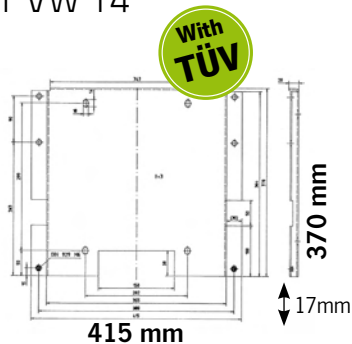
| | | |
|----------------|-------|-------|
| Driver's side | 59593 | 306,- |
| Passenger side | 59594 | 285,- |

Swivel console for WVT6.1/T6/T5
For battery installation. Height 250 mm

| | | |
|----------------|-------|-------|
| Driver side | 59538 | 429,- |
| Passenger side | 59544 | 399,- |


SWIVEL CONSOLES for VW/Citroën/Renault/Toyota/Opel

For VW T4



Adapter for Sportscraft seat to swivel base 59510.

Original rails required.
59510 156,-



Swivel console for original seat My. 1996-2003

Driver's side 59471 187,-
Passenger side 594711 187,-



Swivel console original seat + Sportscraft for My. 1996-2003

Rotating in the middle, mwith cable gland
Driver's side/passenger's side.
59501 273,-

For VW T4 until 1996



Rotating console up to year of manufacture Center rotating for driver/passengerside. Belt whip (No. E5487) must be ordered as well.
59511 268,-

Belt whip for swivel bracket 59511
Screw connection to seat box.
E5487 51,40

For VW T3 Bj. 1979-1992



Swivel base for original seat
For T3 first registration before 1.1.1992 no TÜV necessary, from 1.1.1992 at least a certificate according to 76/115 EWG (Europe-wide ECE R14) must be available.
59500 279,-

Adapter f. Sportscraft seat
For T3 first registration before 1.1.1992 no TÜV necessary, from 1.1.1992 at least a certificate according to 76/115 EWG (Europe-wide ECE R14) must be available.
59503 138,-

For Citroën Jumpy/Peugeot Expert as of 2016



Swivel bracket for original seat

Driver's side 595881 489,-
Passenger side 595882 419,-
Handbrake cover 595889 18,50

Swivel console for original seat

Driver's side 595883 368,-
Passenger side 595884 372,-
Handbrake lever adapter 595885 46,50

Swivel consoles tested in conjunction with the electrically adjustable seatsof:

- Toyota Proace/ Proace Verso,
- Citroën Jumpy/SpaceTourer,
- Peugeot Expert/Traveller,
- Opel Vivaro/ Zafira Live

Low construction
Large cable gland
Low weight (ca.9.4 kg)
Assembly friendly
Tested according to M1/N1



Driver's side 59008 299,-
Passenger side 59009 299,-
Handbrake lowering 59010 45,90

For Citroën Spacetourer, Jumpy/Peugeot Expert, Traveller/Toyota ProAce II as of 2016/ Opel Vivaro as of 2019



Swivel bracket flat for original seat

Driver's side 59668 349,90
Passenger side 59669 359,90
Handbrake cover 596681 45,90



Swivel console with elevation for original seat

Driver's side 59670 499,-
Passenger side 59671 420,-
Handbrake cover 596701 89,90

SWIVEL CONSOLES for Ford/ Renault/ Opel/ Fiat/ Nissan

For Ford Transit/
Tourneo Custom



Swivel bracket V362

| | | |
|----------------|--------|-------|
| Driver's side | 59587 | 311,- |
| Passenger side | 595870 | 311,- |



**Handbrake lowering
V362 for driver side**

| | |
|--------|-------|
| 595871 | 32,60 |
|--------|-------|

For Ford Transit

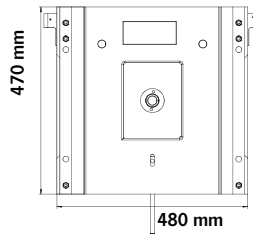


Fig. shows swivel console
for driver's side

**Swivel console for mounting between
original seat box and Ford slide rails, Bj.
2004 - 2012** (Only for vehicles with handbrake
left)

| | | |
|----------------|--------|-------|
| Driver's side | 59529 | 299,- |
| Passenger side | 595291 | 299,- |

For original seat
Ford Transit Custom
and Tourneo from 2012,
Ford Transit from 2014



| | | |
|----------------|--------|-------|
| Driver's side | 595711 | 267,- |
| Passenger side | 595710 | 267,- |

For original seat Ford
Transit Custom and
Tourneo from 2012 Ford
Transit from Bj.2014



Swivel bracket

| | | |
|------------------------------|-------|-------|
| Driver side + passenger side | 59672 | 256,- |
|------------------------------|-------|-------|

**Handbrake adapter
Tourneo and Custom
incl. leatherette cuff**

| | |
|--------|-------|
| 596722 | 69,90 |
|--------|-------|

Turntable elevation kit

| | | |
|-----------------------------|--------|-------|
| Tourneo u. Custom from 2012 | 596721 | 49,95 |
|-----------------------------|--------|-------|

For Renault Trafic from 2014/
Fiat Talento 2016-2020/
Nissan NV 300 from 2016/
Opel Vivaro 2014-2019



Swivel console for Renault Trafic from 2014

| | | |
|----------------|-------|-------|
| Driver side | 59673 | 256,- |
| Passenger side | 59674 | 256,- |

For Renault Trafic II / Opel Vivaro A
Bj. 2001 until 2014

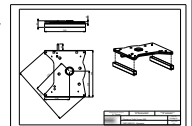


| | | |
|------------------------|--------|-------|
| For double seat | 594960 | 704,- |
|------------------------|--------|-------|



| | | | |
|--------------------------|----------------|--------|-------|
| For original seat | Driver's side | 59570 | 279,- |
| | Passenger side | 595701 | 279,- |

For Renault Trafic X82, Trafic III /
Opel Vivaro B from Bj. 2014 and
Fiat Talento



| | | | |
|--------------------------|----------------|-------|-------|
| For original seat | Driver's side | 59585 | 339,- |
| | Passenger side | 59586 | 312,- |



For Original seat

| | | |
|--|--------|-------|
| Driver's side: | 595714 | 267,- |
| Passenger side: | 595713 | 267,- |
| Adapter for raising the seat console (no handbrake adapter necessary) | 595715 | 40,50 |

SWIVEL BRACKETS for Maxicamper

For Mercedes Vito/Viano



Without TÜV

Swivel console for Vito Originalsitz
My. 1996 until 2003
Driver's side 594772 183,-
Passenger side 594773 183,-



With TÜV


Swivel console for original seat My. 2004 until 2015
Driver's side 59598 311,-
Passenger side 59599 311,-



With TÜV

Swivel console for original seat from 2015 + Sprinter from 2019
Driver's side 59596 311,-
Passenger side 59597 311,-


For VW Crafter from Bj. 17



With TÜV

Swivel console for original seat
Approval ECE-N1, no handbrake adapter necessary
Driver side 59643 407,-
Passenger side 59644 407,-

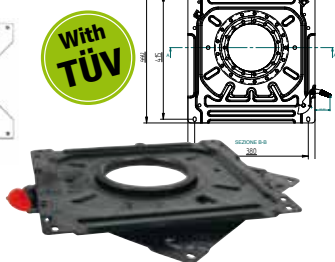
For Mercedes Sprinter and VW LT



With TÜV

Swivel console for Original seat Bj. 1996-2002

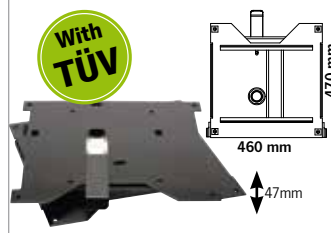
Driver's side 59532 291,-
Passenger side 59533 288,-



With TÜV

Swivel console for original seat 1995 (VW LT 1996) until 2006
Driver's side 59476 229,-
Passenger side 594761 229,-

For MB Sprinter from YOM 06 and VW Crafter YOM 06-16



With TÜV

Rotating console for original seat driver's side incl. handbrake lowering
59633 291,-
Passenger side 59634 289,-

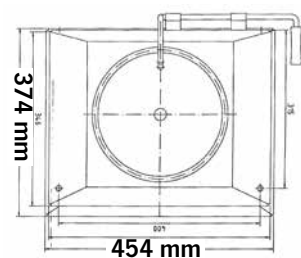
For MB Sprinter from 2018 and VW Crafter 06-16



With TÜV

Swivel console for original seat
Tested and homologated according to R14. For driver or passenger side
59655 305,-

For Fiat Ducato type 230 Citroen Jumper Peugeot Boxer



With TÜV


Height 42 mm



Art. 59547 incl. adapter

Rotating console 1995-2001
For original driver / passenger seat.
59546 329,-
With adapter for Sportscraft seat driver / passenger.
59547 359,-

For Renault Master/ Opel Movano

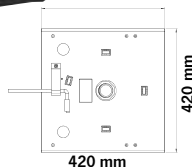


Swivel bracket from 2010
Driver side 59588 311,-
Passenger side 595880 311,-



With TÜV

H 25 mm



Swivel console for original seat, Bj. 2004-2009, Driver-/Passenger side:
59642 272,70

For VW Crafter/ MAN + 2017 (for Crafter Bj. 2017-2021)

With TÜV



For original seats
Driver's side: 595720 267,-
Passenger side: 595719 267,-



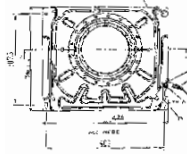
SWIVEL CONSOLES for Fiat Ducato/Citroën/Peugeot

For
Fiat Ducato type 244
Citroën Jumper
Peugeot Boxer

Year of manufacture 2002 - 2006




With TÜV



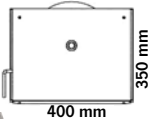
Swivel console for original seat
Driver's side 59478 169,-
Passenger side 594781 169,-

With TÜV



Swivel bracket for original seat
Mounting between underframe and slide rail.
Extreme center turning.
Driver's side 59573 232,-
Passenger side 59574 232,-

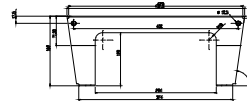
With TÜV



Swivel console for original seat
Mounting between base frame and slide rail.
Driver/passenger side, center rotating.
59572 232,-

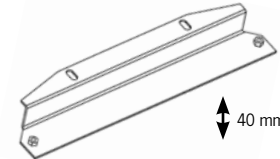


With TÜV



Seat box flat
Instead of original box.
59545 201,-

With TÜV



Flat adapter
as replacement for original socket
Thus 40 mm lower seating position than with original seat box.
For passenger side 59549 63,10

For Fiat Ducato type 250
Fiat Ducato Type 290
Citroën Jumper
Peugeot Boxer

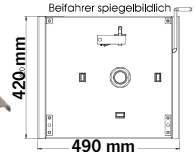
from year of manufacture 2006

With TÜV



Swivel console for original seat
Driver's side 59473 232,-
Passenger side 594731 225,-

With TÜV



Swivel console for original seat
Fs. & Bfs. center rotating 59581 265,-
Driver, turning off-center 59583 265,-
Passenger, rotating eccentrically 59582 265,-

With TÜV

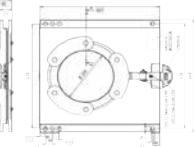


With TÜV



Standard adapter for Sportscraft seats
59584 189,-


With TÜV



Swivel bracket for original seat FS/BFS
with test certificate according to e50
59698 149,-

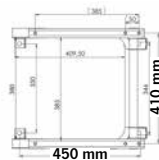
For Sportscraft seat

Mounting between base frame and slide rail.
Fs. & Bfs. center rotating 59589 472,-
Driver's side, offset rotating E4993 449,-
Passenger side, offset rotating. E4863 449,-



With TÜV

221 mm



Low seat box

Mounting instead of the original undercarriage if there is no battery under the seat. Ideal in conjunction with swivel bracket. This base is ca. 40 mm flatter than the original base.

59548 243,-

For Fiat Ducato type 250X from
year 07/2006

Without TÜV



Swivel console for original seat
Driver's side 594702 173,-
Passenger side 594703 173,-

OVERVIEW OF THE SCHLAF-/SITZBANKSYSTEMS

| Welche Reimo Sitzbank passt für Ihr Fahrzeug (Die Ziffer im Kreis steht für die Fahrzeuglänge) | | | | | | | | | | | Fahrzeuglänge(Radstand) in mm | | | | | |
|--|--|-----------|-----------|-----------------------|----------------------------------|-----------------------|----------------------------------|------------------|--|----------------|-----------------------------------|--|--------------------------------|--|-------------|----------------|
| Hersteller | Typ | Baujahr | baugleich | Family/Eco Festeinbau | Reimo Variotech 3100* Festeinbau | Reimo Variotech 3000* | Reimo Variotech 1000 Einzelsitze | Gurtbock 5950.10 | Gurtbock 5910.1/2/3 Gurtbock 5951.5/16 | Gurtbock 59250 | Gurtbock 59560/61* starr montiert | Sitzbank SK7 59240, 59225 starr montiert | Fasp Divan 506* starr montiert | ①=L1 | ②=L2 | ③=L3 |
| | | | | | | | | | | | | | | Citroen | Jumper II | 2006- |
| | Jumpy | 2007- | 2 | | | | | | | | | | | 4805(R3000) | 5143(R3122) | - |
| Fiat | Ducato 250 | 2006- | 8 | | | | | ①-③ | ①-③ | ② | ①-③ | ①-③ | ①-③ | 4963(R3000) | 5413(R3450) | L4:5998(R4035) |
| | Scudo | 2007- | 2 | | | | | | | | | | | 4805(R3000) | 5143(R3122) | - |
| | Talento | 2016- | 11 | | | ①② | | | | | | | | 4999(R3098) | 5399(R3498) | - |
| Ford | Transit Custom | 2013- | | ② | | ② | ② | | | | | | | 4971(R2933) | | |
| | Transit | 2001-2012 | | | | | | | | | | | | 4863(R2993) | 5230(R3300) | 6403(R3750) |
| | Transit | 2014- | | | | | | ①-③ | | | | | | 5531(R3300) | 5981(R3750) | 6704(R3750) |
| Hyundai | H1 | 2008- | | | | | | | | | | | | 4685(R2800) | - | - |
| Mercedes | Viano W447 | 2014- | 9 | | | ② | | | | | | | | 4748(R3200) | 5140(R3200) | 5370(R3430) |
| | Vito W447 | 2014- | 9 | | | ② | | | | | | | | 4748(R3200) | 5140(R3200) | 5370(R3430) |
| | Vito (W/V639) | 2003-2014 | 6 | | | | | | | | | | | 4748(R3200) | 4993(R3200) | 5223(R3430) |
| | Viano | 2003-2014 | 6 | | | | | | | | | | | 4748(R3200) | 4993(R3200) | 5223(R3430) |
| | Sprinter (NCV3) | 2006- | 4 | | | | | ①-③ | | | | ① | | 5245(R3250) | 5910(R3665) | 6945(R4325) |
| | Sprinter (T1N) | 1996-2006 | 3 | | | | | ①-③ | | | | ①-③ | ①-③ | 4889(R3000) | 5639(R3550) | 6589(R4025) |
| Nissan | NV300 | 2014- | 11 | | | ①② | | | | | | | | 4999(R3098) | 5399(R3498) | - |
| | Primastar | 2001-2014 | 7 | | | | ① | | | | | | | 4782(R3098) | 5182(R3498) | - |
| Opel | Vivaro X82 | 2014- | 11 | | | ①② | | | | | | | | 4999(R3098) | 5399(R3498) | - |
| | Vivaro | 2001-2014 | 7 | | | | | | | | | | | 4782(R3098) | 5182(R3498) | - |
| Peugot | Boxer II | 2006- | 8 | | | | | ①-③ | ①-③ | ② | ①-③ | ①-③ | ①-③ | 4963(R3000) | 5413(R3450) | L4:5998(R4035) |
| | Expert | 2007- | 2 | | | | | | | | | | | 4805(R3000) | 5143(R3122) | - |
| Renault | Trafic X82 | 2014- | 11 | | | ①② | | | | | | | | 4999(R3098) | 5399(R3498) | - |
| | Trafic | 2001- | 7 | | | | | | | | | | | 4782(R3098) | 5182(R3498) | - |
| VW | T6 | 2015- | 10 | ①② | ①② | ①② | ①② | | | | | | | 4904(R3000) | 5304(R3400) | - |
| | T5 | 2003-2015 | 10 | ①② | ①② | ①② | ①② | | | | | | | 4892(R3000) | 5292(R3400) | - |
| | T4 | 1990-2003 | | ①② | | | | | | | | | | 4707(R2920) | 5107(R3320) | - |
| | Crafter | 2006- | 4 | | | | | ①-③ | | | | ①-③ | ①-③ | 5245(R3250) | 5910(R3665) | 6945(R4325) |
| ①②③ | Zulassung als PKW oder Wohnmobil europaweit möglich, mit Prüfbereich für den Einbau im Fahrzeug (M1 Basis) (ECE R14 /ECE R17) Isofix vorhanden, Sitzplatzerkennung noch nicht verfügbar | | | | | | | | | | | | | *mit integrierten Dreipunkt Sicherheitsgurten ausgestattet | | |
| ①②③ | Zulassung als Wohnmobil europaweit möglich, mit Prüfbereich für den Einbau im Fahrzeug (N1 Basisfahrzeug) (ECE R14 / ECE R17) | | | | | | | | | | | | | | | |
| ①②③ | Einbau in Fahrzeug geprüft, Zulassung als Sokfz nach STVZO in Deutschland möglich, im Ausland Einzelfall mit TÜV abklären (EG 76/115) | | | | | | | | | | | | | Stand 1.8.2022 Änderungen und Irrtümer vorbehalten | | |
| ①②③ | Bank geprüft, notwendige Bodenbefestigung und Einbau für Einzelabnahme vorab mit dem jeweiligen TÜV abklären | | | | | | | | | | | | | | | |

Bench fittings / accessories

- Special seat bench fitting VW T2/T3 Bj. 8/79-7/90**
With engine compartment elevation 12 cm to build a storage space above the engine compartment. With 2 support brackets **58001 212,-**
- Variotech special fitting:** Low overall height (ca. 60 mm). The fittings are completely covered by the upholstery in the sleeping position. Very stable design with or without lifting. We use this bench seat fitting in our Variotech bench seat system. TÜV tested according to ECE standard 14 u. 17. Without lifting for Variotech except VW T6/5.
Without increase **58007 204,-**
With lifting **58012 160,-**
- Universal folding seat fitting**
For the construction of complete groups of benches. 3 bench positions are possible with this fitting. Conversion from a folding bench seat to a living, driving or reclining position is possible in just a few simple steps.
Universal fitting short
for bench seat in driving direction **58005 152,-**
Universal fitting long. Due to larger swivel range, this fitting bridges ca. 40 cm of free space. This makes it possible to build a bench seat with the long side directly against the vehicle wall. **58006 165,90**
- Universal fitting,**high rear for family bench seat **58015 619,-**
- Bench spring,** Spare part for seat bench fitting. **58011 8,-**



*Attention:

Since October 2004, it has been compulsory (for first-time registrations) for passenger cars to display on all Seats three-point belts are necessary.
Medium seats with lap belts are therefore only to be registered if the vehicle is registered as a special motorhome.
The test was performed without head restraints, since head restraints are not mandatory even for passenger cars on rear seats.

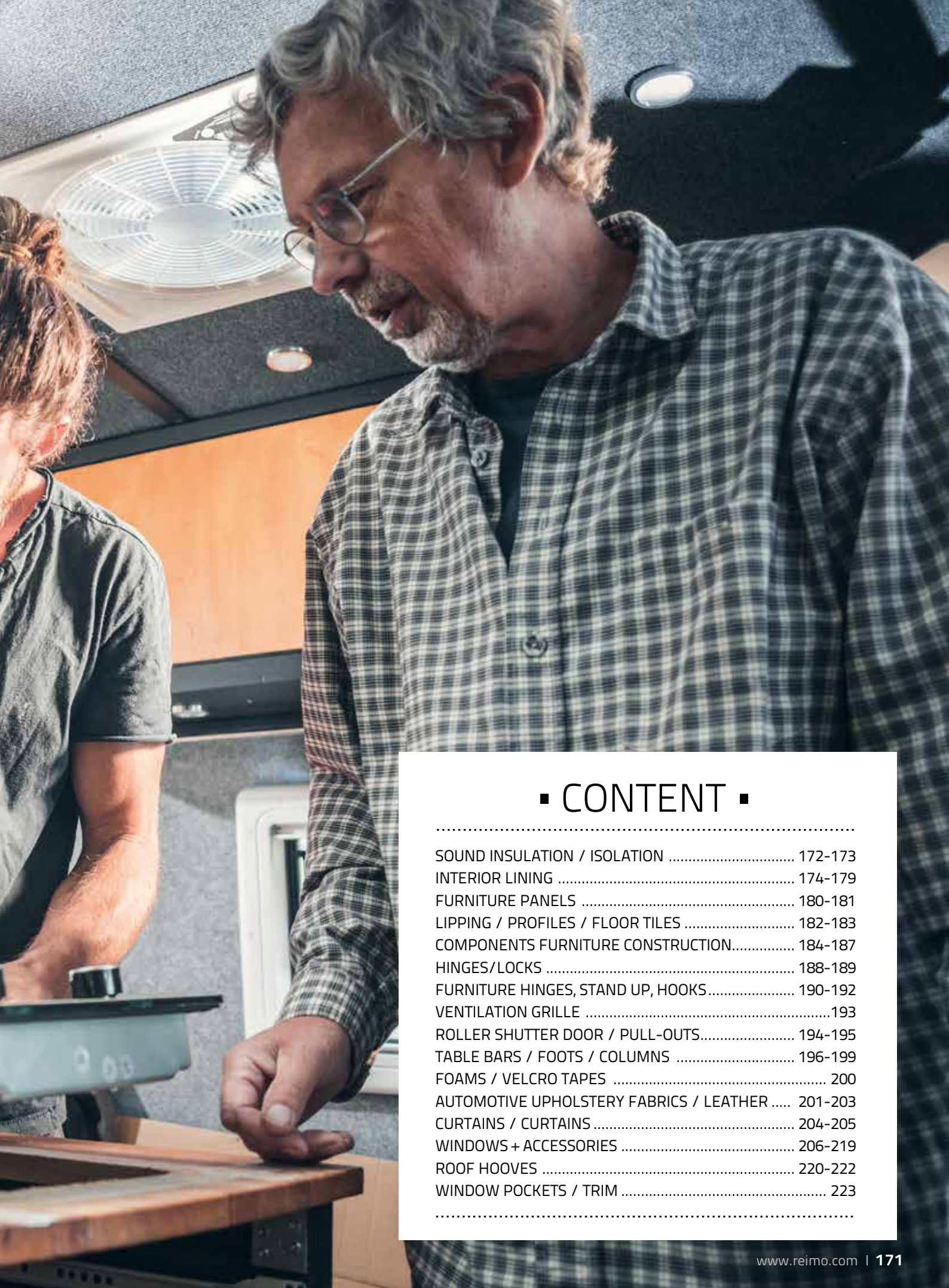
Note:

Each installed bench must be inspected at the TÜV. Our expert opinions also confirm the mounting in the vehicle for some vehicle types (see above).
For other vehicles, an expert can approve the attachment in the vehicle analogously.
Recommendation: This is easier if the installation is carried out according to our tested models.
If in doubt, talk to your expert in advance.

REIMO VAN-CONCEPT

CONVERSION- MATERIAL

For those who want to remove their own vehicle. Here you will find the right material. Whether furniture panels or other for furniture construction, everything for insulation, fabrics or windows to make your vehicle even more homely.



▪ CONTENT ▪

| | |
|---|---------|
| SOUND INSULATION / ISOLATION | 172-173 |
| INTERIOR LINING | 174-179 |
| FURNITURE PANELS | 180-181 |
| LIPPING / PROFILES / FLOOR TILES | 182-183 |
| COMPONENTS FURNITURE CONSTRUCTION..... | 184-187 |
| HINGES/LOCKS | 188-189 |
| FURNITURE HINGES, STAND UP, HOOKS..... | 190-192 |
| VENTILATION GRILLE | 193 |
| ROLLER SHUTTER DOOR / PULL-OUTS..... | 194-195 |
| TABLE BARS / FEET / COLUMNS | 196-199 |
| FOAMS / VELCRO TAPES | 200 |
| AUTOMOTIVE UPHOLSTERY FABRICS / LEATHER | 201-203 |
| CURTAINS / CURTAINS | 204-205 |
| WINDOWS + ACCESSORIES | 206-219 |
| ROOF HOOVES | 220-222 |
| WINDOW POCKETS / TRIM | 223 |

SOUND INSULATION / VEHICLE INSULATION

X-Trem® Noise Regulator - self-adhesive sound insulation

- Odorless
- Heat reflective, aluminum coated, 2 mm thick
- Without bitumen, not mixed with petroleum or asphalt
- Excellent noise insulation and soundproofing
- Self-adhesive with strong surface adhesion
- Processing possible from 5°C

Temperature resistant from -30°C to +80°C. Adhesive layer covered with protective film.

| | | | |
|-------------|----------------|--------------|--------------|
| 100 x 50 cm | GP 29,00/1 sqm | 50098 | 14,50 |
| 500 x 40 cm | GP 24,95/1 sqm | 50099 | 49,90 |

Please to protect from the sharp-edged foil when processing
Wear gloves.

Use in small strips to reduce vibration

Special adhesive for X-Trem isolator

①

②

③

Power spray adhesive
Bonding to wood, metal and plastics as well as X-Trem.

| | | |
|---|---------------|---------------|
| ① 400 ml, Heat resistant up to 110°C | | |
| GP 42,37/1 l | 500130 | 16,95 |
| ② 500 ml, Heat resistant up to 80°C | | |
| GP 50,78/1 l | 50013 | 25,39 |
| ③ Teroson B 2168 One-component adhesive | | |
| Suitable for larger areas. Application possible with brush or notched trowel. Sale only to specialized trade or against proof of suitability. | | |
| 4 kg GP* 28,73 / 1 kg | 500370 | 114,90 |
| Terokal thinner 1 liter (without fig.) | 500361 | 84,90 |



Tips and tricks for vehicle insulation

Preliminary work:
Your vehicle is prepared to the point where you can begin the first steps of insulation. Interior panels are dismantled, cut-outs are made for later installations, such as windows, sockets, etc. The sides of your vehicle must be clean, dry and free of grease.

Insulation:
For insulation, we recommend our X-Trem Isolator. Advantages over other insulation materials: it is excellent to cut with a sharp knife. It is also flexible and adapts well to the curvatures of the vehicle body.

Other advantages: very high insulation even at low material thicknesses (saves space and weight), closed-pored (cannot absorb water) and also flame retardant from 15 mm thickness.

First, cut a few pieces of the X-Trem insulator to the desired size. Keep in mind that if the surface is difficult to access, the insulation piece including the adhesive will have to be attached later.

Now paint the cut parts of the X-Trem insulator with single-component adhesive (Art. No. 50036) using a brush or a fine toothed spatula. Then apply the adhesive to the sidewall or ceiling with a brush.

Both surfaces must always be coated. Furthermore, the bonding must be flat so that there is no air space between the vehicle sheet and the X-Trem Insulator. This shifts the dew point into the insulation and thus prevents condensation. After the adhesive has been applied, the X-Treme is placed after a flash-off time.

Press the X-Trem Insulator correctly at all points, since the decisive factor for the adhesive strength is not the duration of pressing, but the amount of pressure applied. This is how you proceed with the wall and ceiling. When using the X-Trem Insulator on the floor, the X-Trem Insulator is not glued, but only placed under the floor plate. If you follow this advice, you will have a cooler vehicle in the summer and a warmer one in the winter, with insulation exceptionally the principle: much helps much !!!!

More info: www.reimo.com

GP* = Base price per specified unit

Reimo **X-Trem**[®] Isolator

REIMO
BEST PRICE
from **14,20**

EXCLUSIVE



- Proven at Reimo for over 30 years
- X-Trem insulator does not absorb moisture
- Extremely flexible (360°), hugs the car body perfectly
- Does not squeak, has a deadening effect, resistant to most solvents and high temperatures
- Largely harmless from a building biology point of view
- Made of closed-cell foamed polyethylene
- High heat insulating
- Extremely light

X-Trem Isolator[®] Classic

Color: Black. Plate size about 1 x 2 m, price per plate:

| | | | |
|---|----------------|-------|-------|
| Thickness 5 mm | GP 7,10/1 sqm | 50020 | 14,20 |
| Thickness 10 mm | GP 7,70/1 sqm | 50015 | 15,40 |
| Thickness 15 mm | GP 11,97/1 sqm | 50016 | 23,95 |
| Thickness 18 mm (ideal for floor insulation) | GP 14,60/1 sqm | 50009 | 29,20 |
| Thickness 20 mm | GP 15,45/1 sqm | 50017 | 30,90 |
| Thickness 30 mm | GP 23,95/1 sqm | 50018 | 47,90 |

Roll goods ca. 20 mm thickness. Price per Linear meter.

| | | | |
|-------------------------|----------------|-------|-------|
| 1,45 m Roll width (ca.) | GP 22,00/1 sqm | 50022 | 31,90 |
|-------------------------|----------------|-------|-------|

X-Trem-Isolator[®] self-adhesive*

- Self-adhesive even more convenient to lay

Color black. Heat resistant up to 120°, adhesive layer covered with protective film. Plate size about 1 x 2 m, price per plate:

| | | | |
|-----------------|----------------|-------|-------|
| Thickness 10 mm | GP 19,25/1 sqm | 50000 | 38,50 |
| Thickness 20 mm | GP 24,20/1 sqm | 50001 | 48,40 |

X-Trem Isolator[®] Soft*

- Further development of the proven X-Trem isolator
- Anti-slip, odorless and much softer

Color: Black. Plate size about 1 x 2 m, price per plate:

| | | | |
|-----------------|----------------|-------|-------|
| Thickness 10 mm | GP 10,75/1 sqm | 50095 | 21,50 |
| Thickness 20 mm | GP 20,85/1 sqm | 50094 | 41,70 |

X-Trem Isolator[®] Soft Self-adhesive

| | | | |
|-----------------|----------------|-------|-------|
| Thickness 10 mm | GP 21,25/1 sqm | 50097 | 42,50 |
| Thickness 20 mm | GP 27,35 sqm | 50096 | 54,70 |

Thermal conductivity value:

X-Trem isolator*
0,020–0,035

Extremely easy to edit
(e.g. with blade knife.
The insulator does not tear,
does not fray and
does not fiber either.)



| Insulation materials comparison | Thermal conductivity value, the smaller the better (W/M x K) | Diffusion resistance coefficient | Price factor to PY at 40 mm |
|---------------------------------|--|----------------------------------|-----------------------------|
| X-Trem isolator | 0,020–0,035 | vapor-tight | 4,0 |
| Polystyrene | 0,025–0,040 | 20–300 | 0,0 |
| Polyuretan | 0,025–0,035 | 30–100 | 3,0 |
| Mineral fiber | 0,035–0,050 | 1 | + 0,0–2,5 |
| Baking cork | 0,045–0,055 | 10–20 | + 4,5–6,0 |



For gluing we recommend Super Spray Adhesive 50013. You will need ca. 1 can/panel (2 m²) - for flat bonding. Application temperature should not be below 15°C. **Colors, dimensions and density of the boards may vary slightly due to production. We recommend trial bonding (without warranty).**

☞ Shipping only possible by forwarding agency, for panel thickness 10 - 30 mm freight/packing
Stacking height 10-32 cm pallet 55,99 / 8,-
Stacking height 33-200 cm 108,99 / 8,-

Shipping from Reimo warehouse is done by forwarding company. For smaller quantities, please ask your dealer at what cost he can obtain the plates and, if necessary, ship them to you.

Now also available as cut-to-size sets:

Insulation set for VW T5, T6 station wagon kR and IR

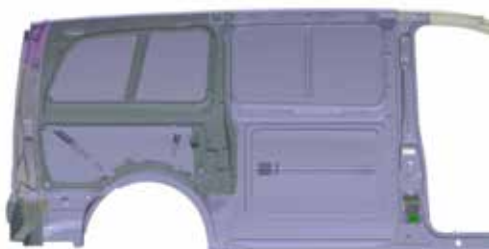
28 parts. 2 plates 20 mm X-Trem **50086** 159,-

Extension set for VW T5, T6 panel van kR


8 parts. 1 plate 20 mm X-Trem **500861** 89,90

Mercedes-Benz Vito VS 20 station wagon long version (length 5.14 m)

13 parts. 2.5 Plates 15 mm X-Trem **50087** 219,-



Left side



Right side




Tail


INTERIOR TRIM

Interior cladding panels 3 mm




Galaway II leather grain 
Plywood panel about 3 mm with noble decor, can be disposed of in an environmentally friendly way. Color: Warm Beige
Gr. 1,22 x 2,50 m.
510071 **74,95**
GP* 24,57 / 1 sqm




Flexaform Struktura 
Dimensionally stable special fiberboard with matt gray surface, can be disposed of in an environmentally friendly manner. For workshop vehicles more suitable than poplar plywood. Color: Pearl gray.
Gr. 1,22 x 2,44 m. **51010** **35,70**
GP*11,99/ 1 sqm




D cor hybrid 
Dimensionally stable special fiberboard with matt gray surface, can be disposed of in an environmentally friendly manner. For workshop vehicles more suitable than poplar plywood. Color: Eggshell
Gr. 1,22 x 2,44 m **51012** **59,95**
GP* 20,14/ 1 sqm


Profiles for cladding panels, 3mm




① **Joint connecting profile** For connecting the cladding panels. 220 cm long.
Light gray **51101** GP* 3,14/ 1 m **6,90**
Dark gray **511011** GP* 3,32/ 1 m **7,30**




② **Aluminum clamping profile**
lateral termination of roof cladding, facilitates installation, also stable end profile for cladding panels. Suitable for panel thicknesses of 3 - 4 mm. Anodized aluminum Length: 2.54 m
51210 GP* 7,07/ 1 m **17,95**



③ **End profile**
Edge protection and facing for the outer sides of the cladding panels. Facilitates assembly. 220 cm long.
Light gray **51100** GP* 2,05 / 1 m **5,95**



④ **Connecting profile outside, 90°**
For the corner connection of the cladding panels. 220 cm long.
Dark gray **511021** GP* 3,07/ 1 m **6,75**



⑤ **Connecting profile inside, 90°**
For 90° corner joints of cladding panels, especially necessary for interior cladding of high roofs. 220 cm long.
Light gray **51103** GP* 4,27/ 1 m **9,40**



Cap screws 3.9 x 22 mm for fastening the cladding panels
Medium gray 20 pc. **513004** **3,50**
Brown 20 pc. **513000** **3,50**

The interior trim profiles fit our side trim panels, mounting thickness 3-4 mm.

Special adhesives for X-Trem insulator and velour fabrics



⑥ **Spray adhesive**
For bonding smaller areas X-Trem insulator to metal, wood or plastic.
500 ml can. GP* 27,00/1 l **50011** **13,50**

⑦ **Super spray adhesive**
Heat resistant up to 90°C with high instant tack. Adheres to wood, metal and plastics. 500 ml GP* 50,78/1 l **50013** **25,39**


⑧ **Teroson B 2168 One-component adhesive**
• For larger areas X-Trem
• Only for specialized trade
Application possible with brush or notched trowel. Sale only to specialized trade or against proof of suitability. 4kg
GP* 28,73/1 kg **500370** **114,90**

Terokal Thinner R for better sprayability of the Macroplast-Adhesives B2168. 1 liter. Without fig. **500361** **84,90**

⑨ **Synthetic resin dispersion adhesive 8/A 1728**, 10,5 kg for bonding of foams and textiles on wood, plastic, metal; of nonwovens, textiles, leather, imitation leather, horsehair or rubber moldings with foam. Without organic solvents, contains synthetic resin dispersion with natural resins
GP* 32,29/1 kg **50048** **339,-**

Note:
Please test the adhesive properties of the glue before you start covering your fabrics. The substrate of the materials is often very different.

All dimensions are approximate



V-Flex plate

- Sound absorbing and breathable
- Lightweight, pleasant feel
- Can be cut to size

The wood-free alternative to previously used plywood panels in interior construction. Special polyester fibers form the base material and prevent rotting.

VFLEX is breathable and can absorb and release moisture. The material is very light and also absorbs sound.

Areas of application: e.g. wall cladding, ceiling cladding, lining of e.g. storage spaces, rear garages.

Dimensions: 2440 x 1300 x 2.7 mm, 950 g/sqm

| | | |
|--------------------|-------|-------|
| ① Color gray | 51044 | 39,90 |
| ② Color anthracite | 51045 | 49,90 |

Sliding & rear door panels

suitable for Fiat Ducato type 250 (from 2006 until today)

- Preformed polyester felt modules
- Requirements: medium roof height (LH2) and rear doors without series windows (complete sheet metal doors)

Tailgate trim – 2-piece set


Dimensions: 1125 x 785 x 120 mm

| | | |
|--------------------|--------|-------|
| ③ Color anthracite | 51046 | 225,- |
| Color gray | 510460 | 225,- |

Sliding door panel Ducato

Dimensions: 1260 x 1053 x 99.9 mm

| | | |
|------------------|--------|-------|
| Color anthracite | 51047 | 177,- |
| ④ Color gray | 510470 | 177,- |



Quilted interior trim for VW T5/T6/T6.1 buses without windows

- Homely ambience in VW T6 without windows
- Chic imitation leather look with quilting
- Mounting material included

Easy to attach with dowels in the existing holes on VW T6.1/T6/T5 (without glazing) or with Velcro.

Mounting material included in delivery.

The material is color coordinated with the VW interior colors.

| | | |
|--|-------|-------|
| ① 1x panels for sliding door | 32000 | 159,- |
| ② 1x panels for side opposite sliding door | 32001 | 165,- |
| ③ 1x panel for rear right side window | 32002 | 165,- |
| ④ 1x panels for rear left side window | 32003 | 165,- |



Fancy interior lining fabric

- Anthracite with 4 mm foam and tricot
- Weight 260 g/m² +/- 5 %
- Material 100 % PES
- Water repellent
- Useful width min. 140 cm

| | | |
|------------------------|--------|-------|
| 10 m GP* 11,60 / 1 sqm | 510250 | 116,- |
| 20 m GP* 11,60/1 sqm | 510251 | 232,- |

Trinity – interior trim fabric in noble quilted look

- Velvety fabric, nice touch
- With embossed quilted look
- Reduced moisture absorption
- Flame retardant equipped

Material: 100 % polyester, weight: 355 g/m (+/- 5 %), useful width ca. 142 cm

Beige color

| | | | |
|------|--------|-----------------|-------|
| 10 m | 510370 | GP* 12,90/1sqm | 129,- |
| 20 m | 510371 | GP* 12,95/1 sqm | 259,- |


Color gray

| | | | |
|------|--------|------------------|-------|
| 10 m | 510380 | GP* 13,30/ 1 sqm | 133,- |
| 20 m | 510381 | GP* 13,25/ 1 sqm | 265,- |

Color black

| | | | |
|------|--------|------------------|-------|
| 10 m | 510390 | GP* 13,30/ 1 sqm | 133,- |
| 20 m | 510391 | GP* 13,25/ 1 sqm | 265,- |

INTERIOR LINING



Cladding with velour fabrics

① Isovelours, back coated with foam. Beige or gray.

Ideal as wall/roof cladding or for covering (not recommended for kitchens due to the textile-like surface). 100% polyamide.

| | | | |
|-------------------------------------|----------------|----------------|--------------|
| Gray, thickness 2 mm, width 140 cm | | | |
| 10 m | 510140 | GP* 16,07/1sqm | 225,- |
| 20 m | 510141 | GP* 16,14/1sqm | 452,- |
| Gray, thickness 4 mm, width 140 cm | | | |
| 10 m | 510250 | GP* 8,29/1sqm | 116,- |
| 20 m | 510251 | GP* 8,29/1sqm | 232,- |
| Beige, thickness 3 mm, width 140 cm | | | |
| 10 m | 5100960 | GP* 16,07/1sqm | 225,- |
| 20 m | 5100961 | GP* 16,50/1sqm | 462,- |
| Gray, thickness 5 mm, width 160 cm | | | |
| 10 m | 510170 | GP* 7,88/1sqm | 126,- |
| 20 m | 510171 | GP* 7,84/1sqm | 251,- |

Isovelours, back additionally coated with nonwoven fabric i.e. adhesive does not visibly strike through so quickly on the front side. 100% polyamide.

| | | | |
|------------------------------------|---------------|----------------|--------------|
| Gray, thickness 3 mm, width 155 cm | | | |
| 10 m | 510160 | GP* 20,90/1sqm | 324,- |
| 20 m | 510161 | GP* 20,84/1sqm | 646,- |

② Intervelours Graphite

3 mm thick flexible needle fleece for gluing or covering of Vehicle parts. Wrinkle-resistant, insensitive. Graphite decor

| | | | |
|-------------|---------------|----------------|---------------|
| 50 x 1,91 m | 51020 | GP* 13,54/1sqm | 1293,- |
| 5 x 1,91 m | 510201 | GP* 14,87/1sqm | 142,- |



Cladding with Imitation leather

Bring comfort and noble look to your vehicle with leatherette interior trim

Imitation leather light gray, grained

Soft imitation leather for sticking or covering vehicle parts. Material: 53% polyurethane, 32% polyester, 15% cotton. Unlaminated, ca. 140 cm wide.

| | | | |
|------|----------------|----------------|--------------|
| 5 m | GP* 21,00/1sqm | 5102110 | 147,- |
| 20 m | GP* 19,89/1sqm | 5102111 | 557,- |

Back side laminated with 3 mm foam (Chameuse)

Width approx 140 cm.

| | | | |
|------|----------------|----------------|--------------|
| 5 m | GP* 35,57/1sqm | 5102112 | 249,- |
| 20 m | GP* 34,93/1sqm | 5102113 | 978,- |

FIT:

Plastic wedge set, 5 pcs.

Ideal for loosening trim parts, trim strips, etc. without damaging the paint. Practical


compilation of different wedge and lever variants. Robust special plastic. **50093 35,10**



All dimensions are approximate

X-Trem® Stretch Carpet Felt Easy-Trim, easy to install

- In England the most popular type for vehicle trim
- Simple processing, therefore perfect for do-it-yourselfers
- 4-way / super stretch (4-Way Superstretch)
- Available in 5 different colors
- Suitable for all surfaces (wood, plastic, metal and also on insulation)
- Insulate (acoustics) and beautify the vehicle interior
- Due to the special stretching ability, even curves such as wheel arches are no problem



X-Trem® Stretch Carpet Felt

- **Highly flexible needle felt velour**
- **Thickness ca. 4.6 mm,**
- **Weight ca. 390 g/sqm.**
- **Material: 100% polyester**

| Color | Roll W 2 x L 2 m (4 m ²) | | | Blank W 2 x L 5 m (10 m ²) | | | Roll W 2 x L 30 m (60 m ²) | | |
|-------------|--------------------------------------|-------|---------------|--|-------|---------------|--|-------|---------------|
| Beige | 500891 | 79,- | GP* 19,75/sqm | 500890 | 145,- | GP* 14,50/sqm | 50089 | 579,- | GP* 9,65/sqm |
| Silver gray | 500831 | 75,60 | GP* 18,90/sqm | 500830 | 139,- | GP* 13,90/sqm | 50083 | 612,- | GP* 10,20/sqm |
| Dark gray | 500841 | 75,60 | GP* 18,90/sqm | 500840 | 139,- | GP* 13,90/sqm | 50084 | 612,- | GP* 10,20/sqm |
| Slate | 500851 | 79,- | GP* 19,75/sqm | 500850 | 145,- | GP* 14,50/sqm | 50085 | 579,- | GP* 9,65/sqm |
| Anthracite | 500881 | 75,60 | GP* 18,90/sqm | 500880 | 139,- | GP* 13,90/sqm | 50088 | 612,- | GP* 10,20/sqm |

Self Adhesive Super Stretch Carpet Felt

Black, thickness 3 mm, weight ca. 365 g/sqm. 100% Polypropylene

Dark gray

Roll W 1.4 x L 60 m **50092 709,-**
GP* 8,44/ 1 sqm

Blank B1,4 x L 5 m **500920 114,-**
GP* 16,29/ 1sqm



Beige

Roll W 1.4 x L 60 m
500922 659,-

GP* 7,85/ 1 sqm

Blank W 1.4 x L 5 m
500923 95,90

GP* 13,70/ 1 sqm


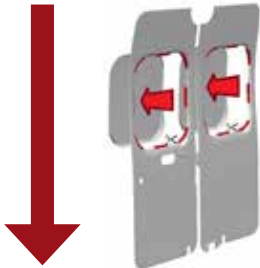


GP* = Base price per specified unit

All dimensions are approximate

INTERIOR CLADDING PANELS

NEW



Note: For Ducato/Boxer/Jumper/Movano also available in white high gloss.

Cover Plus ABS interior trim panels - the simple finishing alternative to wood or fabric

- Cladding panels that replicate the shape of the cargo hold walls
- Simple and fast assembly
- Panel thickness: 3-5 mm
- Ideally suited for the installation of wet cells
- Fastening by standard rivets, sealing by waterproof and food grade sealant
- No interference with the carrying parts of the vehicle.
- No TÜV acceptance necessary
- Maintenance of tail lights and other vehicle parts possible without restrictions
- Total payload and load volume remain the same
- Waterproof and disinfectant resistant
- Easy to clean
- Noble interior design due to gray textured surface

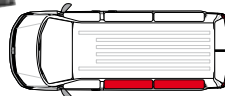


Design the interior trim of your vehicle easily and quickly with the ABS panels perfectly preformed for the interior of the vehicle. The registration certificate does not need to be updated. In the event of an accident, the plates can be replaced separately. Suitable for all campers and vans. Also suitable for the transport of foodstuffs for which no ATP certificate is required as well as plants, animals and hazardous goods.

Scope of delivery: ABS panels, rivets and assembly instructions.

COMPLIANT WITH THE FOLLOWING STANDARDS:

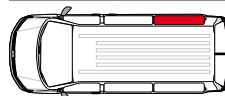
- HACCP, CE 852/2004 regulation, with reference to washable, sanitizable and food safe surface (TESTMOCA);
- ADR standard on the transport of dangerous goods (some classes);
- Compliant with European Directive 2013C 343/03 on good distribution practice for medicinal products for human use.
- Compliant with UNI ISO 3795:1992 standard



① Interior trim left, 2-piece

| Vehicle type | Wheelbase/Length (mm) | Height (mm) | Color | Weight | Item no. | Price |
|--|-----------------------|-------------|-------|---------|----------|--------|
| Fiat Ducato, Peugeot Boxer, Citroën Jumper, Opel Movano as of 2006 | L2 | H2 | white | 15,0 kg | 400210 | 599,- |
| | L2 | H2 | gray | 18,7 kg | 400236 | 979,- |
| | L3 | H2 | white | 17,0 kg | 400215 | 625,- |
| | L3 | H2 | gray | 21,2 kg | 400242 | 1039,- |
| | L3 | H3 | white | 24,3 kg | 400220 | 625,- |
| Ford Custom from 2013 | 2555 | 1408 | gray | 10,5 kg | 400277 | 699,- |
| | 2922 | 1405 | gray | 16,0 kg | 400282 | 739,- |

| Vehicle type | Wheelbase/Length (mm) | Height (mm) | Color | Weight | Item no. | Price |
|---|-----------------------|-------------|-------|---------|----------|-------|
| MB Sprinter from 2018 | FWD 3924 | H2 | gray | 21,2 kg | 400256 | 939,- |
| | RWD 3665 | H2 | gray | 20,6 kg | 400261 | 939,- |
| Peugeot Expert/Citroën Jumpy, from 2016 | 2512 | 1390 | gray | 9,6 kg | 400247 | 789,- |
| | 2862 | 1390 | gray | 11,0 kg | 400252 | 829,- |
| VW Crafter from 2017 | 3450 | 1961 | gray | 20,0 kg | 400284 | 899,- |
| VW T6.1* from 2018 | 2543 | 1410 | gray | 9,8 kg | 400266 | 699,- |
| | 2943 | 1410 | gray | 11,3 kg | 400272 | 699,- |



② Interior trim right side, 1-piece

| Vehicle type | Wheelbase/Length (mm) | Height (mm) | Color | Weight | Item no. | Price |
|--|-----------------------|-------------|-------|---------|----------|-------|
| Fiat Ducato, Peugeot Boxer, Citroën Jumper, Opel Movano as of 2006 | L2 | H2 | white | 7,5 kg | 400211 | 329,- |
| | L2 | H2 | gray | 9,4 kg | 400237 | 550,- |
| | L3 | H2 | white | 9,7 kg | 400216 | 354,- |
| | L3 | H2 | gray | 12,0 kg | 400243 | 610,- |
| | L3 | H3 | white | 12,4 kg | 400221 | 354,- |
| Ford Custom from 2013 | 2555 | 1408 | gray | 5,7 kg | 400278 | 390,- |
| | 2922 | 1405 | gray | 7,0 kg | 400283 | 430,- |

| Vehicle type | Wheelbase/Length (mm) | Height (mm) | Color | Weight | Item no. | Price |
|---|-----------------------|-------------|-------|---------|----------|-------|
| MB Sprinter from 2018 | FWD 3924 | H2 | gray | 10,7 kg | 400257 | 540,- |
| | RWD 3665 | H2 | gray | 10,4 kg | 400262 | 540,- |
| Peugeot Expert/Citroën Jumpy, from 2016 | 2512 | 1390 | gray | 5,6 kg | 400248 | 480,- |
| | 2862 | 1390 | gray | 6,3 kg | 400253 | 520,- |
| VW Crafter from 2017 | 3450 | 1961 | gray | 10,5 kg | 400285 | 470,- |
| VW T6.1* from 2018 | 2543 | 1410 | gray | 5,8 kg | 400267 | 390,- |
| | 2943 | 1410 | gray | 6,5 kg | 400273 | 429,- |

INTERIOR CLADDING PANELS



③ Interior trim right sliding door, 1-piece

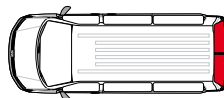
| Vehicle type | Wheelbase/Length (mm) | Height (mm) | Color | Weight | Item no. | Price |
|---|-----------------------|-------------|-------|--------|----------|-------|
| Fiat Ducato, Peugeot Boxer, CitroënJumper, Opel Movano as of 2006 | L2 | H2 | white | 6,3 kg | 400212 | 305,- |
| | L2 | H2 | gray | 8,0 kg | 400238 | 477,- |
| | L3 | H2 | white | 6,3 kg | 400217 | 272,- |
| | L3 | H2 | gray | 8,0 kg | 400238 | 477,- |
| | L3 | H3 | white | 6,3 kg | 400222 | 272,- |
| Ford Custom from 2013 | 2555 | 1408 | gray | 4,7 kg | 400279 | 377,- |
| | 2922 | 1405 | gray | 4,7 kg | 400279 | 377,- |



| Vehicle type | Wheelbase/Length (mm) | Height (mm) | Color | Weight | Item no. | Price |
|--|-----------------------|-------------|-------|--------|----------|-------|
| MB Sprinter from 2018 | FWD 3924 | H2 | gray | 7,7 kg | 400258 | 477,- |
| | RWD 3665 | H2 | gray | 7,7 kg | 400258 | 477,- |
| Peugeot Expert/CitroënJumpy, from 2016 | 2512 | 1390 | gray | 4,0 kg | 400249 | 377,- |
| | 2862 | 1390 | gray | 4,0 kg | 400249 | 377,- |
| VW Crafter from 2017 | 3450 | 1961 | gray | 9,4 kg | 400286 | 477,- |
| VW T6.1* from 2018 | 2543 | 1410 | gray | 4,1 kg | 400268 | 477,- |
| | 2943 | 1410 | gray | 4,1 kg | 400274 | 477,- |

④ Interior trim right + left rear door, 2-piece

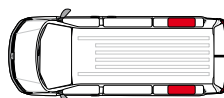
| Vehicle type | Wheelbase/Length (mm) | Height (mm) | Color | Weight | Item no. | Price |
|---|-----------------------|-------------|-------|--------|----------|-------|
| Fiat Ducato, Peugeot Boxer, CitroënJumper, Opel Movano as of 2006 | L2 | H2 | white | 7,0 kg | 400213 | 379,- |
| | L2 | H2 | gray | 8,7 kg | 400239 | 805,- |
| | L3 | H2 | white | 7,0 kg | 400218 | 379,- |
| | L3 | H2 | gray | 8,7 kg | 400239 | 805,- |
| | L3 | H3 | white | 8,5 kg | 400223 | 436,- |
| Ford Custom from 2013 | 2555 | 1408 | gray | 6,3 kg | 400280 | 591,- |
| | 2922 | 1405 | gray | 6,3 kg | 400280 | 591,- |



| Vehicle type | Wheelbase/Length (mm) | Height (mm) | Color | Weight | Item no. | Price |
|--|-----------------------|-------------|-------|--------|----------|-------|
| MB Sprinter from 2018 | FWD 3924 | H2 | gray | 9,7 kg | 400259 | 805,- |
| | RWD 3665 | H2 | gray | 9,6 kg | 400264 | 805,- |
| Peugeot Expert/CitroënJumpy, from 2016 | 2512 | 1390 | gray | 5,2 kg | 400250 | 562,- |
| | 2862 | 1390 | gray | 5,2 kg | 400250 | 562,- |
| VW Crafter from 2017 | 3450 | 1961 | gray | 8,5 kg | 400287 | 805,- |
| VW T6.1* from 2018 | 2543 | 1410 | gray | 5,3 kg | 400269 | 805,- |
| | 2943 | 1410 | gray | 5,3 kg | 400275 | 805,- |

⑤ Interior trim right + left wheel arch, 2-piece

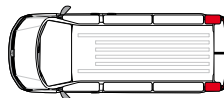
| Vehicle type | Wheelbase/Length (mm) | Height (mm) | Color | Weight | Item no. | Price |
|---|-----------------------|-------------|-------|--------|----------|--------|
| Fiat Ducato, Peugeot Boxer, CitroënJumper, Opel Movano as of 2006 | L2 | H2 | white | 3,5 kg | 400204 | 147.90 |
| | L2 | H2 | gray | 3,5 kg | 400240 | 177,- |
| | L3 | H2 | white | 3,5 kg | 400204 | 147.90 |
| | L3 | H2 | gray | 3,5 kg | 400240 | 177,- |
| | L3 | H3 | white | 3,5 kg | 400204 | 147.90 |
| Ford Custom from 2013 | 2555 | 1408 | gray | 2,7 kg | 400281 | 177,- |
| | 2922 | 1405 | gray | 2,7 kg | 400281 | 177,- |



| Vehicle type | Wheelbase/Length (mm) | Height (mm) | Color | Weight | Item no. | Price |
|--|-----------------------|-------------|-------|--------|----------|-------|
| MB Sprinter from 2018 | FWD 3924 | H2 | gray | 3,5 kg | 400260 | 177,- |
| | RWD 3665 | H2 | gray | 3,5 kg | 400265 | 177,- |
| Peugeot Expert/CitroënJumpy, from 2016 | 2512 | 1390 | gray | 3,5 kg | 400254 | 179,- |
| | 2862 | 1390 | gray | 3,5 kg | 400255 | 179,- |
| VW Crafter from 2017 | 3450 | 1961 | gray | 3,5 kg | 400288 | 177,- |
| VW T6.1* from 2018 | 2543 | 1410 | gray | 3,5 kg | 400270 | 177,- |
| | 2943 | 1410 | gray | 3,5 kg | 400276 | 177,- |

⑥ Interior trim right + left rear pillar, 2-piece

| Vehicle type | Wheelbase/Length (mm) | Height (mm) | Color | Weight | Item no. | Price |
|---|-----------------------|-------------|-------|--------|----------|-------|
| Fiat Ducato, Peugeot Boxer, CitroënJumper, Opel Movano as of 2006 | L2 | H2 | gray | 1,0 kg | 400241 | 277,- |
| | L3 | H2 | gray | 1,0 kg | 400241 | 277,- |



| Vehicle type | Wheelbase/Length (mm) | Height (mm) | Color | Weight | Item no. | Price |
|--|-----------------------|-------------|-------|--------|----------|-------|
| Peugeot Expert/CitroënJumpy, from 2016 | 2512 | 1390 | gray | 1,0 kg | 400251 | 277,- |
| | 2862 | 1390 | gray | 1,0 kg | 400251 | 277,- |
| VW T6.1* from 2018 | 2543 | 1410 | gray | 1,0 kg | 400271 | 163,- |
| | 2943 | 1410 | gray | 1,0 kg | 400271 | 163,- |

FURNITURE PANELS

Poplar plywood with CPL or HPL laminate surface

- Extremely light- from 7,2 kg/m²
- Very stable with 0.6 mm coating
- Pressure and scratch resistant
- Easy care surface, long durability

- Plate thickness ca. 15 mm
- Plate size ca. 122 x 244 (ca. 2.98 m)
- Strong special coating in HPL quality
- Particularly high quality surface finish


also available as 1/4 plate



"High gloss white" HPL laminate

Weight whole plate: ca. 25 kg
Whole plate (122 x 244 cm) **52025 249,-**
GP 83,65/1 sqm
1/4 plate (61.1 x 122 cm) **520260 63,95**
GP 85,79/1 sqm


Corner connection profile 90° as a connection to the wooden panel. Both sides open. Aluminum, length 220 cm **522141 68,90**
GP 31.32/1 m



"High gloss silver" HPL laminate

Weight whole plate: ca. 25 kg
Whole plate (122 x 244 cm) **520252 299,-**
GP 100,44/1 sqm
1/4 plate (61.1 x 122 cm) **520261 78,95**
GP 105,91/1 sqm

Corner connection profile 90° as a connection to the wooden panel. Both sides open. Aluminum, length 220 cm **522141 68,90**
GP 31.32/1 m



"High gloss black" HPL laminate

Weight whole plate: ca. 24.5 kg
Whole plate (122 x 244 cm) **520251 279,-**
GP 93,72/1 sqm
1/4 plate (61.1 x 122 cm) **520262 71,95**
GP 96,52/1 sqm


Corner connection profile 90° as a connection to the wooden panel. Both sides open. Aluminum, length 220 cm **522141 68,90**
GP 31.32/1 m



"High gloss olive" HPL laminate

Weight whole plate: ca. 24.0 kg
Whole plate (122 x 244 cm) **52019 284,-**
GP 95,40/1 sqm
1/4 plate (61.1 x 122 cm) **520191 74,95**
GP 100,55/1 sqm

Corner connection profile 90° as a connection to the wooden panel. Both sides open. Aluminum, length 220 cm **522141 68,90**
GP 31.32/1 m



"Cherry" HPL laminate

Weight whole plate: ca. 23.5 kg
Whole plate (122 x 244 cm) **52016 259,-**
GP 87,01/1 sqm
1/4 plate (61.1 x 122 cm) **520161 65,95**
GP 88,47/1 sqm

Corner connection profile 90° as a connection to the wooden panel. Both sides open. Aluminum, length 220 cm **522003 24,-**
GP 31.32/1 m



"Apple" HPL laminate

Weight per plate: ca. 23.0 kg
Whole plate (122 x 244 cm) **52012 262,-**
GP 88,01/1 sqm
1/4 plate (61.1 x 122 cm) **520121 69,95**
GP 93,84/1 sqm

Corner connection profile 90° as a connection to the wooden panel. Both sides open. Aluminum, length 220 cm **522141 68,90**
GP 31.32/1 m



"Walnut" HPL laminate

Weight per plate: ca. 21.5 kg
Whole plate (122 x 244 cm) **52023 280,-**
GP 94,06/1 sqm
1/4 plate (61.1 x 122 cm) **520231 72,95**
GP 97,86/1 sqm

Corner connection profile 90° as a connection to the wooden panel. Both sides open. Aluminum, length 220 cm **522141 68,90**
GP 31.32/1 m



"Anthracite metallic" HPL laminate

Weight per plate: ca. 24.0 kg
Whole plate (122 x 244 cm) **520151 246,-**
GP 82,64/1 sqm
1/4 plate (61.1 x 122 cm) **520152 64,95**
GP 87,13/1 sqm

Corner connection profile 90° as a connection to the wooden panel. Both sides open. Aluminum, length 220 cm **522141 68,90**
GP 31.32/1 m




"Granitto" CPL laminate

Weight per plate: ca. 23.5 kg
Whole plate (122 x 244 cm) **52007 234,-**
GP 78,61/1 sqm
1/4 plate (61.1 x 122 cm) **520071 62,95**
GP 84,45/1 sqm

Corner connection profile 90° as a connection to the wooden panel. Both sides open. Aluminum, length 220 cm **522141 68,90**
GP 31.32/1 m

Shipping wooden panels: 1/4 boards (61x122 cm) can be shipped without bulky surcharges. The shipping costs remain favorable. Whole boards (122x244 cm) are shipped by forwarding agency from a minimum order quantity of 2 pieces (also mixed). This will incur increased shipping costs. It is easier and less expensive to pick up whole slabs from the dealer.

Poplar plywood with HPL laminate surface – Reimo Eco Series



"Pure Graffiti" matt HPL laminate 🚚

Weight whole plate: ca. 26.5 kg
Whole plate (122 x 244 cm) **52091 119,-**
GP 39,98/1 sqm

Corner connection profile 90° as a connection to the wooden panel. PVC, length 220 cm
522004 27,95
GP 14,15/1 m



EXCLUSIVE

"Mother of pearl" glossy HPL laminate 🚚

Weight per plate: ca. 26 kg
Whole plate (122 x 244 cm) **52090 139,-**
GP 46,69/1 sqm


Corner connection profile 90° as a connection to the wooden panel. Both sides open. Aluminum, length 220 cm
522141 68,90
GP 31,32/1 m



"Maple" matt HPL laminate 🚚

Weight per plate: ca. 26 kg
Whole plate (122 x 244 cm) **52092 124,-**
GP 41,66/1 sqm
1/4 plate (61.1 x 122 cm) **520921 35,95**
GP 48,23/1 sqm


Corner connection profile 90° as a connection to the wooden panel. Both sides open. Aluminum, length 220 cm
522004 27,95
GP 14,15/1 m



"Matt Black" HPL laminate 🚚

Weight per plate: ca. 26.5 kg
Whole plate (122 x 244 cm) **52096 302,-**
GP 101,45/1 sqm

Corner connection profile 90°. Both sides open. Aluminum, length 220 cm
522141 68,90
GP 31,32/1 m



"Pearl" HPL laminate 🚚

Coated on both sides. Weight. per plate: ca. 25 kg
Plate thickness ca. 15 mm
Whole plate (122 x 244 cm) **52073 363,-**
GP 121,94/1 sqm


Corner connection profile 90°. Both sides open. Aluminum, length 220 cm
522141 68,90
GP 31,32/1 m



"Olmo" HPL laminate 🚚

Weight per panel: ca. 23.0 kg Panel thickness ca. 15 mm
Whole plate (122 x 244 cm) **52048 260,-**
GP 87,34/1 sqm

Corner connection profile 90°. Both sides open. Aluminum, length 220 cm
522141 68,90
GP 31,32/1 m



"Basalt" poplar laminate 🚚


Plate thickness: ca. 15 mm
Whole plate (122 x 244 cm) **520257 266,-**
GP 89,36/1 sqm

E05 standard
Our furniture panels meet the stricter limits for formaldehyde emissions from wood-based materials in Germany.




Plywood nature 🚚

Untreated, environmentally friendly in production and disposal, breathable, easy to work with.
Weight per plate: ca. 30 kg
Plate thickness: ca. 18 mm
Whole plate (122 x 244 cm) **52030 144,-**
GP 48,37/1 sqm



Poplar laminate light gray 🚚

Weight per board: ca. 23.5 kg Board thickness: ca. 15 mm
Whole board (122 x 244 cm) **52010 211,-**
GP 70,88/1 sqm



Poplar plywood light gray 🚚

Weight per panel: ca. 19.5 kg, panel thickness: ca. 16 mm.
Whole plate (137 x 200 cm) **52001 369,-**
GP 134,67/1 sqm



Poplar plywood nature 🚚

Weight per plate: ca. 17.0 kg
Panel thickness: ca. 14/15 mm
Whole plate (122 x 244 cm) **52000 92,95**
GP 31,22/1 sqm

ATTENTION! Different plate size

GP* = Base price per specified unit

LIPPING + CONNECTING PROFILES

- The proven furniture system for the self-builder
- With rounded, padded edges
- Protects the wood edge, high stability
- Material: PVC
- Is hammered into the milled groove

Padded edging 15 mm Air-cushioned edge protection profile with one-sided nose.

Silver

| | | | |
|------|-------------|----------------|--------------|
| 5 m | GP 5,50/1m | 5210779 | 27,50 |
| 25 m | GP 5,08/1 m | 5210778 | 127,- |

Dark gray

| | | | |
|------|-------------|----------------|--------------|
| 5 m | GP 5,59/1 m | 5210719 | 27,95 |
| 25 m | GP 4,96/1m | 5210718 | 124,- |

Medium gray

| | | | |
|------|-------------|----------------|--------------|
| 5 m | GP 5,79/1 m | 5210749 | 28,95 |
| 25 m | GP 5,16/1m | 5210748 | 129,- |



Upholstered door liner 15 mm

for semi-suspended doors such as furniture system Classic. This means that no wood is wasted in the construction of doors and flaps.

Dark gray

| | | | |
|------|------------|----------------|--------------|
| 5 m | GP 8,70/1m | 5210519 | 43,50 |
| 25 m | GP 7,92/1m | 5210518 | 198,- |

Medium gray

| | | | |
|------|-------------|----------------|--------------|
| 5 m | GP 8,24/1 m | 5210549 | 41,20 |
| 25 m | GP 7,72/1 m | 5210548 | 193,- |



Door inner liner with sealing lip

for the door cutout

Medium gray

| | | | |
|------|------------|----------------|--------------|
| 5 m | GP 3,79/1m | 5210349 | 18,95 |
| 40 m | GP 4,18/1m | 5210348 | 167,- |



Postal shipping is possible only up to max. 170 cm. If you specifically order the original length of 220 cm, we will deliver by UPS.

T-border with nose 15 mm

with one-sided nose to cover the cut edges.

Light gray

| | | | |
|------|------------|---------------|--------------|
| 5 m | GP 3,73/1m | 521019 | 18,65 |
| 40 m | GP 4,75/1m | 521018 | 190,- |

Medium gray

| | | | |
|------|-------------|----------------|--------------|
| 5 m | GP 4,22/1 m | 5210149 | 21,10 |
| 40 m | GP 4,98/1m | 5210148 | 199,- |

Dark gray

| | | | |
|------|-------------|----------------|---------------|
| 5 m | GP 5,64/1 m | 5210119 | 28,20 |
| 40 m | GP 5,18/1 m | 5210118 | 207,25 |

Silver

| | | | |
|------|-------------|----------------|--------------|
| 5 m | GP 4,05/1 m | 5210179 | 20,25 |
| 40 m | GP 4,80/1 m | 5210178 | 192,- |

Décor apple

| | | | |
|------|------------|----------------|--------------|
| 5 m | GP 4,96/1m | 5210129 | 24,80 |
| 40 m | GP 3,65/1m | 5210128 | 146,- |



T-border standard 15mm

Dark gray

| | | | |
|------|-------------|----------------|--------------|
| 5 m | GP 4,90/1 m | 5210019 | 24,50 |
| 40 m | GP 5,10/1 m | 520018 | 204,- |

Medium gray

| | | | |
|------|-------------|----------------|--------------|
| 5 m | GP 6,65/1 m | 5210049 | 33,25 |
| 40 m | GP 5,05/1 m | 5210048 | 202,- |



T-border semicircular 15 mm

to cover the cut edges

Décor cherry

| | | | |
|------|-------------|---------------|--------------|
| 5 m | GP 6,06/1 m | 527072 | 30,30 |
| 50 m | GP 6,08/1 m | 527071 | 304,- |



Rocker bar

Stop edge for shelf or Cabinet shelves. For 15 mm panel thickness.

Medium gray, 220 cm rod

| | |
|---------------|--------------|
| 521104 | 18,95 |
| GP 8,61/1m | |



Mounting accessories

Universal slitting cutter 30 x 1.5 mm
52701 6,30



Special adhesive

For gluing glue-laminates into the wood groove. Content 85 g

| | | |
|----------------|--------------|-------------|
| GP* 11,53/100g | 52713 | 9,80 |
|----------------|--------------|-------------|

White glue tube Bindau-RS

| | | | |
|------|-----------------|--------------|-------------|
| 20 g | GP* 16,00/ 100g | 52714 | 3,20 |
|------|-----------------|--------------|-------------|

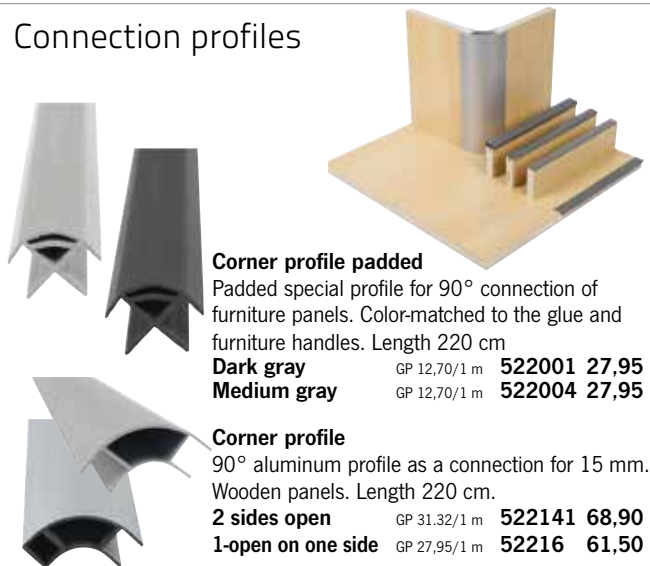


Dübelfix

Marking aid for easy installation of wooden dowels.
Ø 6 mm, 4 pcs. **53245 3,30**



Connection profiles



Corner profile padded

Padded special profile for 90° connection of furniture panels. Color-matched to the glue and furniture handles. Length 220 cm

| | | | |
|--------------------|--------------|---------------|--------------|
| Dark gray | GP 12,70/1 m | 522001 | 27,95 |
| Medium gray | GP 12,70/1 m | 522004 | 27,95 |

Corner profile

90° aluminum profile as a connection for 15 mm. Wooden panels. Length 220 cm.

| | | | |
|---------------------------|--------------|---------------|--------------|
| 2 sides open | GP 31,32/1 m | 522141 | 68,90 |
| 1-open on one side | GP 27,95/1 m | 52216 | 61,50 |

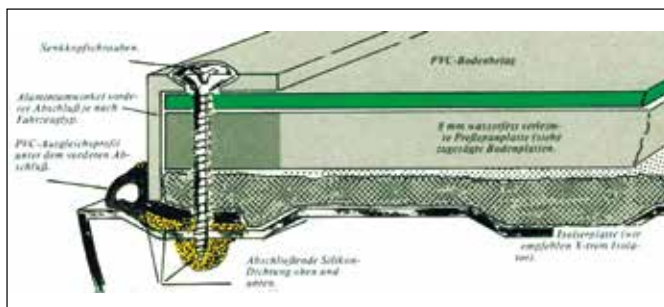
Installation tip for the floor structure

The floor panel is designed to compensate for unevenness of the vehicle floor, insulate against cold and sound, and allow the furniture to be fixed. Since moisture cannot always be ruled out in the floor area, the material must be moisture-resistant and low-distortion.

As a compromise between weight and strength, waterproof chipboard 10 mm thick has proven successful.

As a covering is best suited plastic flooring. They are easy to clean and do not allow moisture into the wood. The covering should be glued flat to the floor slab so that it does not throw bubbles.

You should pay special attention to door entry and finishing edges of the fixtures. Sealing with suitable sealant prevents water penetration.



| Floor end trim Aluminum 3 meters: | | Aluminum angle profiles 2 meters: | |
|--------------------------------------|--------------|-----------------------------------|--|
| ① 51220 | GP 8,98/1 m | 26,95 | |
| ② 51201 | GP 7,25 m | 14,50 | |
| ③ 51202 | GP 9,15/1 m | 18,30 | |
| ④ 51203 | GP 11,05/1 m | 22,10 | |



Tessin Quad Ship floor

Floor panels: Ca. 10 mm thick, made of waterproof glued chipboard coated with plastic floor covering. Supplied without insulation and aluminum angle. For floor insulation is perfectly suitable X-Trem insulation. For the entrance to the VW Transporter we recommend the entrance steps. Some floor plates can only be made in 2 parts because of their size.

| | | | | |
|-------------------|---------------------|-----------------|---------------|--------------|
| Quad | 290 x 163 x 1,00 cm | GP 102,60/1 sqm | 10519 | 485,- |
| Quad | 250 x 163 x 1,00 cm | GP 106,75/1 sqm | 10524 | 435,- |
| Tessin | 340 x 180 x 0,95 cm | GP 81,54/1 sqm | 10539 | 499,- |
| Tessin | 300 x 170 x 0,95 cm | GP 74,31/1 sqm | 10538 | 379,- |
| Tessin | 250 x 170 x 0,95 cm | GP 84,47/1 sqm | 10537 | 359,- |
| Ship floor | 340 x 180 x 0,90 cm | GP 81,54/1 sqm | 105393 | 499,- |
| Ship floor | 300 x 170 x 0,90 cm | GP 74,31/1 sqm | 105383 | 379,- |
| Ship floor | 250 x 170 x 0,90 cm | GP 84,47/1 sqm | 105373 | 359,- |

Unfortunately, the shipping of floor plates is not possible.

Tips and tricks for vehicle insulation

PRELIMINARY WORK:

Your vehicle (panel van or station wagon) is prepared to the extent that you can start with the first steps towards isolation. Existing interior panels have been disassembled and cutouts made for future fixtures, such as windows, CEE outlet, chimneys or ventilation grilles. So that you can now start with the insulation, the side walls of your vehicle must be dry and free of grease and washing residues.

ISOLATION:

For insulation of vehicle side walls, ceiling and floor we recommend our X-Trem insulator. This has the following advantages over other insulation materials, such as Styrofoam or rock wool: One can cut X-Trem insulator excellently with a sharp knife, this insulation material is flexible and can therefore be adapted well to the curvatures of the vehicle body. Other advantages: Very high insulation even with low material thicknesses.

Our X-Trem insulator is closed-pored (i.e. it cannot absorb water) and it is also flame retardant from 15 mm thickness.

First, cut yourself some pieces of X-Trem insulator to the size you want. To do this, hold it against the surface to be insulated, bearing in mind that if the surface is difficult to access, the insulation piece together with the adhesive will have to be attached later.

Now coat the cut X-Trem parts with Teroson B2168 adhesive (Art. No. 500370). For this purpose, we recommend thinner 500361 for improved sprayability. Then apply the adhesive to the side wall or ceiling. Only one brush can be used for this purpose.

Furthermore, the bonding must be flat so that there is no air space between the vehicle panel and the X-Trem insulator. This shifts the dew point into the insulation and thus prevents condensation.

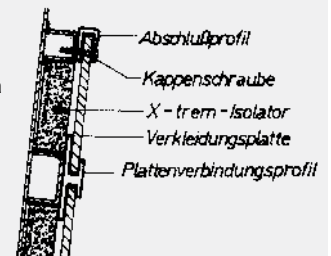
Once the adhesive has been applied, the insulation is placed after a flash-off period. Here, it is not the duration of the contact pressure that is decisive for the adhesive force, but the amount of contact pressure. Therefore, press the X-Trem insulator properly at all points.

More info: www.reimo.com

Interior trim

The thick and highly textured films of graffiti cladding are much more robust than thin, smooth PVC films.

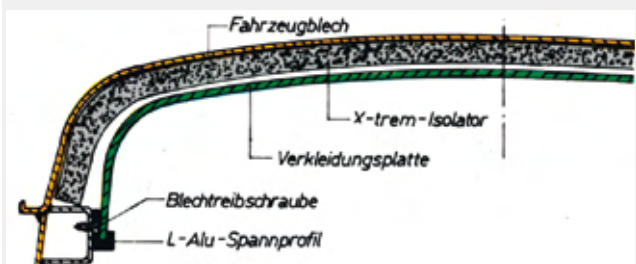
In case of strong bending or in the area of screw connections, the film may peel off. Poplar plywood with strong structural film such as the Reimo Isovelours or the special fiberboard Flexaform Struktura are therefore more suitable



Flat roof cladding

Screw aluminum clamping profiles to the right and left of the longitudinal members.

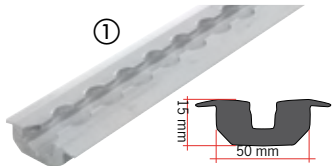
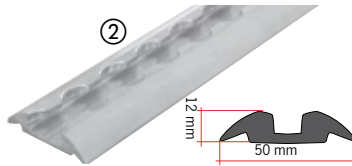


The screw heads must be well countersunk! Cover the roof surface with X-Trem insulator. You then place the cladding panel in the clamping profile on one side, arch it down in the middle and place the edge on the clamping profile on the other side. Finally, carefully push the plate up the center until it fully snaps into the profile. 2 plates are connected with an H-profile.









SYSTEM RAILS AND ACCESSORIES

Secure hold for your equipment

Professional, high security, system rails for walls, corners and on the floor, lightweight and compact, easy handling, high lashing strength, versatile accessories, suitable for wheelchair attachment.

| | | | |
|---|--|--|---|
|  <p>①</p> |  <p>②</p> |  <p>③</p> |  <p>④</p> |
| <p>① Recessed corner rail for corner mounting or recessed installation L: 200 cm, W: 49 x H: 16 mm Weight: 2 kg 44301 89,95 GP*44,98 / 1 m</p> | <p>② Screw-on rail semicircular for wall and floor mounting. Rounded edges L: 200 cm, W: 50 x H: 11.5 mm Weight: 1.52 kg 44300 64,50 GP*32,25 / 1 m</p> | <p>③ Extra wide rail For screwing or gluing on. For wall and floor mounting. L: 200 cm, W: 65 x H: 11 mm Weight: 1.6 kg 44302 71,- GP*35,50 / 1 m</p> | <p>④ Extra narrow rail For screwing on or recessing. For wall and floor mounting. L: 200 cm, W: 34,5 x H: 13,5 mm Weight: 1,8 kg 44303 82,- GP*41,00 / 1 m</p> |

Fasteners for system rails ① to ④

| | | | | | |
|--|---|---|--|--|--|
|  <p>⑤</p> |  <p>⑥</p> |  <p>⑦</p> |  <p>⑧</p> |  <p>⑨</p> |  <p>⑩</p> |
| <p>⑤ Heavy duty ring eye Load capacity: 100 daN 44324 28,70</p> | <p>⑥ Hook fitting suitable for wall and ceiling rails, load capacity: 50 daN, do not use as lashing point. 44325 22,60</p> | <p>⑦ Holder for rectangular tubes Load capacity: 800 daN, with aluminum profile, for 65 mm squared timber or rectangular tubes 44326 40,20</p> | <p>⑧ Bolt with stop nut M8 Clamping range 0-54 mm, galvanized steel 500 daN 44322 13,20</p> | <p>⑨ Screw fitting with sheet metal nut M8 Clamping range 0-20 mm, galvanized steel 160 daN 44321 15,90</p> | <p>⑩ Spacer sleeves So that the wall does not compress when screwed tight. Made of plastic. Ø: 24 mm, length: 28 mm, hole Ø: 8.4 mm Per pc. A5408453 5,20</p> |

Wall/floor rail systems (or similar) for the rear garage



① Available in 2 lengths:
60 cm **441715**
200 cm **441714**



② Mounting for the garage wall
③ Garage Bars Corner 200



Kit Eye Premium / Corner, 2 additional eyelets **441717**
11,70



Kit Eye 2 additional eyelets **44144**
11,50




① **Floor/wall rail GarageBars Premium 60**
Scope of delivery:
2 rails L.: 60cm² fastening straps
441715 **110,-**



① **Floor/wall rail GarageBars Premium 200**
Scope of delivery:
2 rails L: 200 x W: 6.6 x H: 1.3 cm
4x KitEye Premium 8 pieces
441714 **208,-**



② **Mounting for the garage wall Garage Bars**
Scope of delivery: 2 rails L: 200 x W: 6.6 x H: 1.3 cm + 5x KitEye 10 pieces
44143 **135,-**



③ **Garage Bars Corner 200**
Scope of delivery: 2 bars L: 200 x W: 5 x H: 5 cm + 4x KitEye Premium 8 pcs.
441716 **209,-**

FURNITURE HANDLES AND LOCKS



REIMO furniture handle 2000

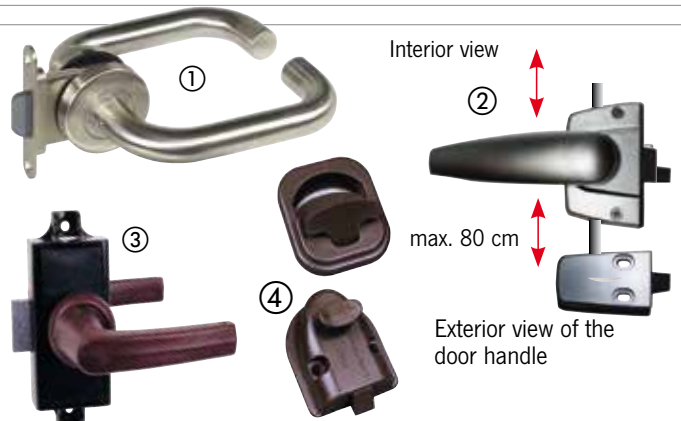
- For wood panels from 15-18 mm
- 10.000 closures tested, audited by TÜV Mannheim

| | | |
|---|--------|------|
| ① Hellgray | 52415 | 7,61 |
| ② Medium gray | 524154 | 7,60 |
| ③ Dark gray | 524151 | 7,60 |
| ④ Brown | 524150 | 7,60 |
| ⑤ Reimo furniture handle 2000, round, yellow | 524009 | 2,95 |
| Furniture handle for wooden boards from 15-18 mm, angular shape, 5x5 cm | | |
| • Flat fitting, ergonomically styled | | |
| • Robust sliders with good grip | | |
| ⑥ Dark gray | 524101 | 7,30 |
| ⑦ Brown | 524100 | 7,30 |
| Furniture lock for 15 mm wood panel thickness | | |
| ⑧ Brown | 524200 | 6,40 |



Toilet room locks


| | | |
|---|--------|-------|
| ① Door handle set Mortise latch lock with square follower Complete with door handle and Fixing rosettes lock case made of zinc die-casting nickel-plated. | 53265 | 70,90 |
| ② Toilet room lock with three-point locking system 2 rotating bars à 80 cm, can be shortened | | |
| Silver matte | 52473 | 48,70 |
| Chrome glossy | 524731 | 55,90 |
| ③ Toilet room lock, 3-piece with rosettes and door handle | | |
| Brown | 52472 | 14,50 |
| ④ Toilet room lock oval shape, recessed design with inner opening | | |
| Brown | 524250 | 10,50 |



Mortise latch lock Magnet-Lock

Mortise lock for room doors with magnetic locking. When the door is closed, the lock latch is magnetically pulled into the counter plate. Can be used on the left and right.

| | | |
|---|--------|-------|
| ① Mortise lock Installation size: 80.5 x 59 mm, thickness 12 mm | 532511 | 14,50 |
| ② Counter plate for 532511 | 532512 | 7,90 |
| Door handle sets for mortise latch lock | | |
| ③ Sickle shape Metal finish chrome matt | 53251 | 22,20 |



Door / flap handle

Elegant zamak bow handle with chrome finish. Width 180 mm

| | | |
|------------------|--------|-------|
| ① Outside handle | 534091 | 13,70 |
| ② Castle | 53418 | 1,20 |

Cabinet handles with push button lock

| | | | |
|---|--|-------|-------|
| ① | ① Pushbutton centered, chrome gloss Hole spacing: 128 mm, height: 18 mm Installation set with clamping unit | 53109 | 19,60 |
| ② | ② Pushbutton centered, silver matt Hole spacing: 128 mm, height: 18 mm Installation set with clamping unit | 53110 | 18,95 |
| ③ | ③ Pushbutton centered, Material ABS, Hole spacing: 224 mm, height: 28.3 mm, incl. lock | 53432 | 21,- |
| ④ | ④ Pushbutton Centered, chrome gloss Hole spacing: 160 mm, Width: 195 mm, Height: 30 mm | 52426 | 18,40 |



Metal handles

| | | |
|--|-------|-------|
| ⑤ Cabinet handle 210 x 25 mm, hole spacing 158 mm, Snapper for this: 534131 | 53413 | 10,80 |
|--|-------|-------|

Handles plastic

| | | | |
|---|--------------|-------|------|
| ⑥ Furniture handle incl. snapper 185x15 mm, hole spacing: 160 mm | 53367 | 10,50 | |
| ⑦ Combi Line" handle Elegant furniture handle with push-button mechanism (one-hand operation) | Silver/Black | 52454 | 6,70 |



PUSH LOCK LOCKS AND TUMBLERS



Push Lock Complete lock sets

- One-hand operation for cabinet doors and drawers
- Small, round, no protruding parts
- For 15 mm panel thickness
- When the button is pressed, it jumps forward and serves as a handle

| | | | | | | |
|----------------|--------|---------|-------|-------|--------|-------|
| Gray | 50 pc. | 532701 | 259,- | 1 pc. | 53270 | 8,10 |
| ① Brown | 50pcs. | 5327001 | 255,- | 1 pc. | 532700 | 8,10 |
| ② Nickel matte | 50 pc. | 5327051 | 345,- | 1 pc. | 532705 | 10,80 |
| ③ Chrome matt | 50 pc. | 532690 | 382,- | 1 pc. | 53269 | 11,30 |

Drill Ø rosette: 26 mm. Incl. Strike plate.


Push Lock locks double sided operation complete sets

- For wet cell doors
- Operation from inside and outside

| | | | | | | |
|--------------|----------|--------|-------|---------|--------|-------|
| Gray | 50 piece | 532711 | 415,- | 1 piece | 53271 | 11,30 |
| Brown | | 532712 | 410,- | | 532710 | 11,30 |
| Silver matte | | 532716 | 494,- | | 532715 | 14,70 |

Espagnolette setfor Push Lock locks
(Not Push Lock Mini & Push Snap Mini)


| | | |
|-------|--------|------|
| Brown | 532750 | 9,70 |
| White | 532753 | 8,70 |



Push Lock Mini Complete Sets
For small flaps and drawers

Drilling Ø rosette: 19 mm. Incl. Strike plate.


| | | | | | | |
|--------------|----------|---------|-------|---------|--------|-------|
| Silver matte | 50 piece | 532741 | 375,- | 1 piece | 53274 | 10,40 |
| White | | 5327431 | 209,- | | 532743 | 6,50 |



Push Snap Mini complete sets
With permanent snap lock

Like Push Lock mini, but keeps closed even without button pressed.
Drilling Ø rosette: 19 mm. No strike plate required.

| | | | | | | |
|----------------|----------|---------|-------|---------|--------|-------|
| ① Silver matte | 50 piece | 5327611 | 380,- | 1 piece | 532765 | 10,90 |
| ② Gold | | 5327661 | 355,- | | 532766 | 10,90 |




Rotary bolt metal (sash lock)
Fuse for large flaps. Zinc die-cast chrome plated.
Overlap 3mm. Base plate: H 5 mm

| | |
|--------|-------|
| 53253 | 12,60 |
| 53253L | |

Overlap 6mm. Base plate: H 8 mm

| | |
|-------|-------|
| 53291 | 13,50 |
|-------|-------|



Plastic twist lock
Prerecorder. Fuse for large flaps. Plastic, 3.5 mm base plate.

| | | |
|-------|---------|------|
| Brown | 53254 | 5,20 |
| | 53254L | |
| White | 532542 | 5,50 |
| | 532542L | |



Rotary Push Lock* Door push button with single hole mounting. Opens with turning the knob. Door leaf thickness 1.2-19 mm

| | |
|-------|-------|
| 52534 | 25,95 |
|-------|-------|



Point Push Lock* Door push button with mounting dimension Ø 25 mm, Easy installation,

| | | |
|--------------|-------|-------|
| Matte/Chrome | 52531 | 22,30 |
| Chrome/Brass | 52532 | 22,30 |

Waterproof and dustproof



Compression lock Lift & Turn
Single-hole mounting. With lock cylinder, protection IP65/NEMA4. Door leaf thickness 2-12 mm

| | |
|-------|-------|
| 52535 | 95,95 |
|-------|-------|



Rotation Push Lock lock
Mounting dimension 3-22 mm Easy installation, suitable for wet cell

| | |
|-------|-------|
| 52530 | 39,95 |
|-------|-------|





Coat hook PushLock*
for door thickness 4.0-25.4 mm
Ø 33 mm

| | |
|-------|-------|
| 52533 | 25,95 |
|-------|-------|



Twist lock
"Lift and turn" high closing force, concealed tension spring compensates for assembly tolerances.

| | |
|-------|-------|
| 52541 | 26,60 |
|-------|-------|



Complete push button furniture lock 37 x 37 mm
Frame matte, knob chrome matte.
Incl. Castle **532702 8,90**



Flap lock Magnet-Lock
for flap thickness 13, 16 and 19 mm
53456 5,95

Convenient to open with just one handle



Furniture snap locks for door thickness 12-18 mm

Material plastic

| | | | |
|-------------------------|----------------------|--------------|--------------|
| Size 55 x 59 mm: | ① Matt chrome/black | 52498 | 13,95 |
| | ② Matte Chrome | 52499 | 13,95 |
| Size 36 x 59 mm: | ③ Matt Black | 52491 | 9,95 |
| | ④ Matte Black/Chrome | 52496 | 12,80 |
| | ⑤ Matte Chrome/Black | 52494 | 11,95 |
| | ⑥ Matte Chrome | 52497 | 13,95 |

Push button furniture lock

42 x 42 mm

Frame and knob dark gray matte
532703 8,80

Suitable lock for 532703
lock **Maxi** **53416 5,95**



Push Lock Locks loose - for panel thickness 12-19 mm

Lock and knob freely combinable

Freely combinable with many buttons

- Various design combinations possible
- For 14-16 mm panel thickness (unless otherwise specified)
- For individual expansion

The basis are the locks, which can be equipped with various knobs and rosettes. Please always order knob & rosette or knob set to match. Also order strike plate separately.

| | | |
|--------------------|--------------|-------------|
| ① lock maxi | 53416 | 5,95 |
| ② lock mini | 53415 | 4,50 |



Button sets

Metal version

- ① Frame matt, knob chrome gloss 55 x 55 mm, for lock **Mini** **53408 15,90**
- ② Shiny chrome, 40 x 30 mm, for lock **Mini** **53403 8,70**
- ③ Chromeglossy, 60 x 27 mm, for lock **Maxi** **53405 12,95**
- ④ Push Lock - brass ABS, matt, 63 x 20 mm **53455 6,40**

Plastic version

- ⑤ Chromglossy, 34 x 34 mm, for lock **Mini** **53402 4,20**
- ⑥ Shiny chrome, 35 x 35 mm, for Lock **Mini** **53406 4,24**
- Shiny chrome, 35 x 35 mm, for lock **Maxi** **53407 4,25**
- ⑦ Shiny chrome, Ø 35 mm, for lock **Mini** **53404 4,25**



Strike plates

Plastic version

- ① With damping Screw mounting. Material: ABS, W 53 x D 16 x H 11 mm. **53419 1,10**
- ② Screw mounting. Material: ABS, W 49 x D 11 x H 6 mm. **534190 0,90**
- ③ W 26 x D 28 x H 6 mm. **A1332750 5,10**
- ④ W 53 x D 28 x H 10 mm. **A1311380 0,60**

Metal version

- ⑤ Screw mounting. Material: Steel W 35 x D 13 x H 9 mm. **534191 1,35**
- ⑥ Screw mounting. Material: Steel W 30 x D 23 x H 10 mm. **52460 0,70**



Knob and rosettes



Knob loose, plastic version
Shiny chrome, Ø 23 mm, for lock **Maxi** **532790 2,85**

(without picture) **Rosettes loose, Plastic version**

Shiny chrome, round, for 16 mm wood for lock **Maxi** **532791 1,95**
for lock **mini** **532772 1,80**

Shiny chrome, square, for 19 mm wood for lock **Maxi** **532792 3,55**

Silver matt, round, for 19 mm wood for lock **Maxi** **53278 2,50**

Silver matt, round, for 13 mm wood for lock **Maxi** **53277 2,95**
50 pieces pack 532773 64,95

HANDLES AND TUMBLERS



Door / flap dampers
Prevents loud banging of the door when closing. Damper incl. screw-on bearing. Elipse shape, plastic, Color: Grey **532480 4,70**



① **Metal handle**, 173 x 22 mm, Hole spacing 160 mm **53440 3,70**
② **Zamak metal handle** **53441 24,10**

Bracket handles

- ① **Metal handle**, 200 x 25 mm, Hole spacing 160 mm **53414 9,90**
- ② **Plastic handle**, 188 x 20 mm, Hole spacing 128 mm **53411 6,30**
- ③ **Plastic handle silver matte**, Hole spacing 160 mm **293205 15,20**
- ④ **Stainless steel handle matte**, Hole spacing 96 mm **53122 6,90**
- ⑤ **Nylon handle medium gray**, Hole spacing 96 mm **53118 11,50**
- ⑥ **Nylon handle light gray**, Hole spacing 64 mm **53112 6,90**
- ⑦ **Bridge handle silver**
265 x 13 mm For gluing in the pilaster strip profile 534090. Hole spacing 160 mm **53409 3,60**
53409L




PROFITIPP
Tension band fastener
with grip tab **52544 10,80**



Tension band fastener
with Toggle Handle-Closure Pin **52543 12,70**
52545 3,60



Locking stop
Screw-on, secures doors up to 17 mm thick.
Also as a refrigerator lock.. Simply Brown **532650 3,95**



Closure securing spring
Prevents unintentional opening of a flap **52542 4,80**



Furniture flycatcher
Holds flaps and drawers **35236 3,15**




Cara-Snap
(e.g. for handle ③-⑥)
Locking system for storage compartments. Includes handle catch, counter bearing and stop. Screw-on latch with pull release. Montaforscrewing. Backset 16 mm **53379 12,-**



Metal catcher
Tumbler for drawers, metal 2 pieces **532490 1,15**

2 PIECE



Double Bullet Flycatcher
For drawers and flaps. Nickel plated with chrome steel balls 43 mm. 2 piece **532551 10,70**
53255 5,35

2 PIECE




Plastic snapper
Tumbler for drawers. 2 piece **532501 3,95**
53250 5,35

2 PIECE



Double roller catcher
Metal version, galvanized 2 pieces **532502 4,40**
532502L 5,35

2 PIECE



Mini Latch
Opens and closes by simply pressing the flap. 2 piece **532521 5,80**
53252 5,35




Snap lock
Simple snap closure made of plastic **52539 13,55**


50 x 70 mm



Plastic snapper
With self-adjusting latch. With closing angle. Body, latch, guide and closing angle: nylon. Spring: stainless steel. **52540 9,70**



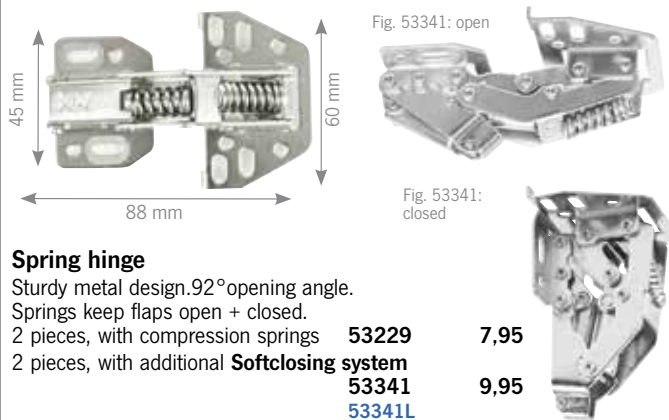
① **Tongue lock**
Galvanized steel, for 8 mm square socket wrench. Dimensions: 100 x 19 x 10 mm **53246 7,30**
② **Socket wrench for tongue lock**
7-10 mm **53247 7,10**



Noise muffer
16 piece
8 mm **52231** 5,95
11 mm **52232** 6,20



Felt pad
20 piece
52230 2,95

45 mm
88 mm
60 mm

Fig. 53341: open
Fig. 53341: closed

Spring hinge
Sturdy metal design. 92° opening angle.
Springs keep flaps open + closed.
2 pieces, with compression springs **53229** 7,95
2 pieces, with additional **Softclosing system**
53341 9,95
53341L



High flip hinge - Soft Closing System, 1 pair

With the Kinvaro T-Slim pivoting flap system, you get the full opening experience with a very thin, efficient fitting. And it is not only compact, but also powerful. Can be used as a surface-mounted hinge or recessed.
Set for left + right **531940** 66,90

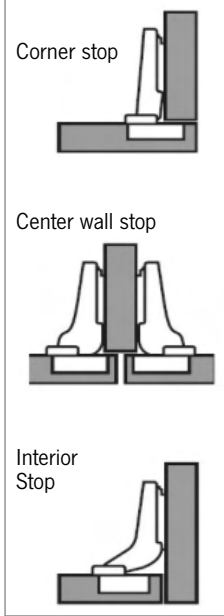
Click-On Pot Hinges

- Mini hinge Ø 26 mm, depth 12 mm
- Click-on mechanism for easy mounting
- Adjustable in 3 dimensions
- With mounting plate
- Heavy duty: light alloy, sand casting anodized

- ① **Hinge for corner stop**
with mounting plate 2 mm **53315** 6,90
- ② **Hinge for center wall stop**
with mounting plate 2 mm **53289** 22,60
- ③ **Hinge for internal stop**
with mounting plate 4 mm **53317** 7,10
- ④ **Cross mounting plates**
for above hinges. Heavy duty light alloy, sand casting silver anodized. With threaded hole M6.
Mounting plate 2 mm high **53111** 2,75
Mounting plate 4 mm high **53319** 2,60
- ⑤ **Bracket for furniture hinges with cross plate**
Increases the distance between side wall and hinge by 30 mm. For example, in conjunction with hinge 53217 and aluminum profile 52216. **533170** 9,90



Hinge variants




Hinge with springs
Special design made of chromed steel
1 piece **531961** 4,70
531961L



Hinge
Reinforced version for large flaps
1 piece **531951** 5,95
531951L



Special hinge
With 2 springs, for small to medium flaps
1 piece **531971** 5,20



Lift-up hinge
For front-mounted dampers and vertical mounting.
Adjustable flapweight, Soft Closing System
2 piece **53194** 15,80
53194L



Lift-up hinge
For front-mounted flaps and 90° mounting. For flaps up to ca. 2 kg, Soft Closing System
2 piece **531941** 16,80
531941L

FURNITURE HINGES

4 Piece




Universal hinges single cranked
for surface mounted doors, one lobe cranked. Steel, 4 pieces, length 50 mm
brass plated polished
53190 5,90
nickel-plated 53191 13,70

4 Piece



Universal hinges double cranked
for surface-mounted and inset doors, cranked. one lobe cranked
Length 50 mm
nickel-plated 532684 17,90
53268 53267
burnished 532844 7,80
53284

4 Piece



Universal hinges straight a lobe cranked. 4 piece

| | | | | | |
|--------------------|--------|------|--------------------|--------|------|
| Hinge 50 mm | | | Hinge 38 mm | | |
| galvanized | 532824 | 4,95 | galvanized | 532174 | 4,15 |
| | 53282 | | | 53217 | |
| nickel-plated | 532674 | 8,30 | nickel-plated | 532164 | 8,10 |
| | 53267 | | | 53216 | |
| burnished | 532034 | 5,50 | burnished | 532024 | 4,40 |
| | 53203 | | | 53202 | |




Angle fitting
Table top holder aluminum.
natural anodized 53358 17,10
black anodized 53359 17,90

Alternative mounting options

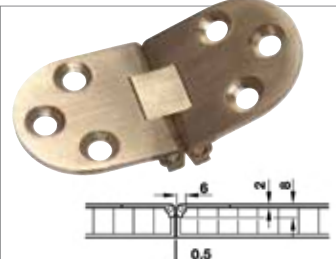




Table hinge
Brass matt, for flush mounting, 65 x 30 mm
1 piece 532192 12,50
2 piece 532193 27,30


Table hinge
for foldable table tops for surface mounting. 30 mm wide.
2 piece 53264 7,95





Piano tape
for 16 mm plates. 175 cm long
Stainless steel.
532051 17,50

Film hinge
4 pieces, 40 mm wide
White 532084 2,30
53208
Brown 532094 2,30
53209
Black 53364 2,70
53364L

2 Piece

Furniture hinge
With small mounting Ø 26 mm. Suitable for thin doors/pot depth 12 mm.
Opening angle: 90°. Adjustable.
2 piece 53261 8,60



Flap fitting
Sturdy design, height and side adjustable, to screw on. High spring force, slotted holes for easy mounting. Mounting of the top edge of the flap with 2 mm distance to the Ceiling/wall. Ideal for overhead cabinets and chests.
2 piece 53228 10,95

Special hinge for semi-recessed doors
Robust; powder-coated; color-matched to the door liner on page 182. Can be used on the right or left by repositioning.

| | | | | | |
|-------------------------------------|---------|------|--------------------------------------|---------|------|
| Special hinge left, 2 pieces | | | Special hinge right, 2 pieces | | |
| Light gray | 523012 | 6,10 | Light gray | 523002 | 6,10 |
| | 52301 | | | 52300 | |
| Brown | 5230102 | 6,10 | Brown | 5230002 | 6,10 |
| | 523010 | | | 523000 | |
| Dark gray | 5230112 | 6,10 | Dark gray | 5230012 | 6,10 |
| | 523011 | | | 523001 | |
| Medium gray | 5230142 | 6,10 | Medium gray | 5230042 | 6,10 |
| | 523014 | | | 523004 | |

FURNITURE CONNECTORS, FLAP DISPLAYS, ETC.

Connector for furniture making



Corner connector

4-hole, plastic. Easier and more accurate to install than a sheet metal angle, with cover cap. 10 piece


| | | | | | |
|-------|-------------------------|------|-------------|-------------------------|------|
| Gray | 53230 | 7,50 | Light brown | 532301 | 7,50 |
| | 53230L | | | 532301L | |
| Brown | 532300 | 7,50 | White | 532303 | 7,50 |
| | 532300L | | | 532303L | |



Corner connector mini

2-hole, plastic. Light gray With cover plate. 10 piece

| | |
|------------------------|------|
| 53235 | 4,20 |
| 53235L | |



Corner connector set

Universal corner connector with cover plate for building benches, cabinets, storage boxes, etc.

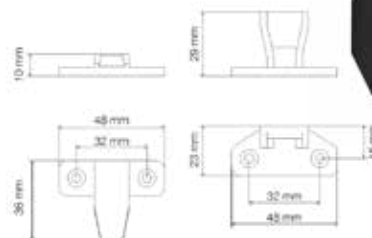
For screws up to Ø 4 mm:

| | |
|----------------------------|----------------------------|
| W 60 x D 21 x H 21 mm | W 100 x D 21 x H 21 mm |
| 6 piece 53233 12,80 | 6 piece 53234 14,50 |

Square furniture connectors,

10 piece

| | | |
|-------|-------------------------|------|
| Brown | 532310 | 4,20 |
| | 532310L | |
| White | 532313 | 4,20 |
| | 532313L | |



Furniture connector 0915

- Very compact and resistant
- Precise snap lock

The new 0915 interwall joint is designed for a minimal aesthetic effect, available in black color. Very easy to assemble: it is enough to connect and screw the male and female components in the proposed position (screws are not supplied).

| | | |
|-----------------|---------------|--------------|
| 4 piece | 532002 | 11,70 |
| 16 piece | 532003 | 29,95 |

Flap display



Support flap holder plastic

for lightweight flaps up to ca. 500 mm wide. 4 piece

| | | |
|-------------|-------------------------|------|
| Light gray | 532101 | 6,60 |
| | 532101L | |
| Light brown | 532102 | 6,10 |
| | 532102L | |

Support flap holder metal

Keeps even large flaps closed by itself with spring force, no guard locking required.

Can be used on the right or left:

| | | | |
|--------|--------------|------------------------|------|
| 140 mm | 53211 | 53211L | 8,20 |
| 200 mm | 53212 | 53212L | 6,50 |
| 250 mm | 53213 | 53213L | 7,40 |

SESAM II display unit

With galvanized steel compression spring. Plastic black

| | |
|--------------|-------------|
| 53227 | 3,10 |
|--------------|-------------|



Chair angle metal

for fixing furniture to the body of the vehicle. 4 piece

Angle, 4 countersunk screw holes 25 x 25 x 15 mm **532264** 8,95

Angle heavy for screws up to Ø 6 mm 50x 50x 34 mm **532204** 6,95 [53220](#)



Clothes rail pullout

Nickel-plated steel, length 250 mm **53325** 8,40



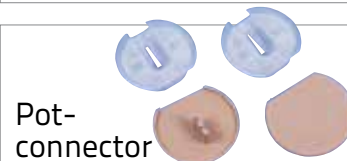
Gas damper 100N

Stand-up for heavy flaps. With 2 screw-on brackets. Length 275 mm **53218** 14,95



Gallery tube

Ø 10 mm Length 100 cm **53320** 5,95



Pot-connector

Ideal for cabinet construction. Concealed, flush 90° connections. Incl. Cover caps. Ø25 x H8 mm.

| | | |
|----------------------|---------------|-------|
| Light brown 10 pcs. | 532870 | 3,95 |
| Light brown 50 pcs. | 53287 | 13,95 |
| Medium gray 10 pcs. | 532875 | 4,20 |
| Medium gray 100 pcs. | 532874 | 25,70 |

COAT HOOKS AND FOLDING BRACKETS

① **Body folding hook**
Hinged hook in chrome gloss.
Plastic screw-on bearing, zamak hook,
Length 8 cm
533340 14,95
Length 17 cm
533341 21,30

② **Installation folding hook**
to let into the wall Dimensions:
8.8 x 2.2 x 1 cm
60126 13,80

③ **Coat hook**
foldable, on plastic base, hooks
made of zamak, silver colored
matt. Dimensions: 7 x 2.5 cm
53356 13,95

④ **Coat hook**
foldable, chrome-plated
Dimensions: 8 x 2 x 1.3 cm
53357 7,40

Wall hook
with retractable hooks
Dimensions: 7.5 x 7.5 x 1.5 cm
Chrome **533381 11,95**
Silver matte **533381L 11,95**
Silver matte **53363 11,50**
Silver matte **53363L**

Wall hook
Dimensions: 5.3 x 5.3 x 1.3 cm
Chrome **601290 8,95**
Silver matte **60129 8,95**
Silver matte **60129L 8,95**
Black **53590 8,50**
Black **53590L**

Coat hook
Chrome high gloss
Dimensions: 5 x 5 x 4.5 cm
53354 9,50

Coat hook metal

52 mm
Ø 25 mm 32,4 mm
Chromed **53439 6,90**

48 mm 27 mm
81 mm
chromed **53438 9,95**

59 mm
18 mm 25 mm
Chromed **533401 4,95**
Black **533402 5,20**

Dimensions 65x70 mm, chromed
53333 3,95

Silver **53342 1,95**

Ø 6xW7xD5 cm chromed
53340 18,90

Plastic hook

Hewi, Ø 40 mm,
light gray
53328 9,95

56,3 mm
44 mm 27,1 mm
ABS, Chromed
53435 3,50

Consoles for foldable work surfaces

①
②

Metal folding brackets
① With snap-in spring, length: 250 mm galvanized **53374 20,20**
② Folding hinge in the middle assorted colors, length: 330 mm
53322 34,95

Plastic bracket
laterally swiveling, length: 190mm
Brown **53300 5,55**
Gray **53302 5,55**

Aluminum folding console with one-hand operation, very high load capacity

Length 150mm, load capacity up to 30 kg
Silver **533132 34,95**

Length 252mm, load capacity up to 55kg
Silver **53312 38,30**
Black **533601 37,95**

Length 402mm, load capacity up to 60kg
Silver **53313 62,95**
Black **533602 58,70**

Length 549mm, Load capacity up to 80kg
Silver **533131 69,70**
Black **533603 68,50**

One-hand operation: Simply lift and disengage upper tube piece, then lower flap.

Matching angle fitting on page 190



Ventilation grille

Grille with rotatable blades. Outside Ø 164 mm, Mounting-Ø 128 mm, mounting height ca. 10 mm.

| | | |
|-------|--------------|-------------|
| White | 53033 | 4,90 |
| Black | 53034 | 5,50 |



Ventilation grille with shaft

Outer dimension 94 x 93 mm, mounting Ø 78 mm.

Shaft height ca. 61 mm.

Construction height ca. 10 mm.

| | | |
|-------|--------------|-------------|
| White | 53035 | 4,90 |
|-------|--------------|-------------|




Ventilation grille

White screw-on grilles with louvers. UV resistant ABS. Sealing compound has already been applied. Construction height ca. 14 mm. Incl. Screws.

| | | |
|--------------|--------------|-------------|
| 142 x 80 mm | 53036 | 5,50 |
| 142 x 127 mm | 53037 | 5,90 |
| 264 x 127 mm | 53038 | 6,90 |

Ventilation grille round



Ø outside 100 mm, inside 76 mm

| | | |
|--------------|--------------|-------------|
| Brown | 53007 | 6,30 |
| White | 53008 | 6,10 |

Ø outside 145 mm, inside 120 mm

| | | |
|--------------|--------------|-------------|
| White | 53012 | 6,60 |
|--------------|--------------|-------------|

Sliding fan



Plastic, 8 holes (countersunk), 250 x 70 mm, ivory

| | |
|--------------|-------------|
| 53022 | 6,60 |
|--------------|-------------|

Floor fan



Plastic, natural, outer Ø 60 mm, ventilation passage = L 7^{cm²}. Shaft length 55 mm

| | |
|--------------|-------------|
| 53042 | 4,40 |
|--------------|-------------|

Furniture ventilation

For cabinet ventilation, prevents Condensation in cabinets

| | | |
|----------------|--------------|-------------|
| Ø 60 mm, cream | 53016 | 1,10 |
| Ø 60 mm, gray | 53017 | 1,10 |
| Ø 32 mm, cream | 53018 | 1,10 |
| Ø 32 mm, gray | 53019 | 1,10 |




Ventilation grille with mosquito net

Plastic, White
150 x 200 mm **53027** **7,50**

Ventilation grille



"Luxury" made of aluminum for refrigerator or furniture ventilation in white.
400 x 80 mm **53021** **26,80**



For heating systems
Plastic, silver

| | | |
|-------------------------------|--------------|-------------|
| oval 205 x 40 mm | 53040 | 6,10 |
| angular 250 x 50 mm | 53041 | 5,30 |



385 x 220 mm made of plastic, Ivory **53023** **12,90**



365 x 170 mm, plastic, Ivory **53025** **19,70**

Aluminum gill plates



For outdoor ventilation for refrigerator ventilation or the like.

| | | |
|----------------|--------------|--------------|
| ① 255 x 115 mm | 53000 | 13,50 |
| ② 360 x 115 mm | 53001 | 13,60 |

③ For gas box ventilation. Ø100 cm². Can be mounted in conjunction with 53005.

| | | |
|-------------------------------|--------------|--------------|
| High gloss anodized aluminum. | 53004 | 19,95 |
|-------------------------------|--------------|--------------|

FURNITURE MAKING ACCESSORIES



Roller shutter door complete set **CARBEST** INNOVATIONS FOR MOBILE LIFE

- For the construction of a roller shutter door opening upwards
- For maximum door size of 100 cm height and 60 cm width
- Enables opening even in confined spaces
- Complete with cut to size roller shutter, rails and screen


The guide rails, roller shutter mat and retractable panel can be cut to the desired door dimension and cabinet depth. Material: plastic.

Roller shutter door set

consisting of:

- 1 x Roller shutter mat with handle,
H 100 x W 60 cm,
- 4 x Guide rails for
Screw on, L 100 cm,
- 4 x Guide bends 90° to the
Screw on, 1 x drive-in panel,
L 100 cm.

| | | |
|-------------------------|--------------|--------------|
| Silver | 53044 | 90,50 |
| Structure, Beige | 53045 | 96,20 |
| NEW: Matte Black | 53047 | 89,90 |



Flaps lifting fitting HSB

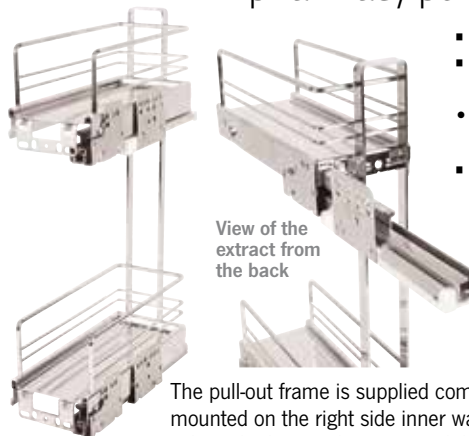
- Hinge system for parallel lifting of flaps
- Space saving opening in narrow aisles
- Also to be used with wall cabinets
- Width can be shortened as needed from 60 to 120 cm
- For flap heights up to max. 40 cm

With the HSB swivel fitting, both flaps in the foot area and flaps of wall cabinets can be opened smartly. In the case of wall cabinets, make sure that there is adequate space above the cabinets. The weight of the flap front must not exceed 7 kg.

53362

138,-

Mini pharmacy pullout with 2 shelves



- Perfect for narrow cabinets
- Drawers with ball bearings and soft-close system
- Chromed metal frame with railing
- Furniture front individually attachable and adjustable

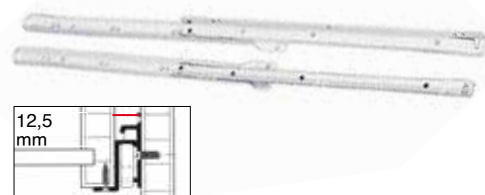
The pull-out frame is supplied complete with the pull-out rails. It is mounted on the right side inner wall of the cabinet. The cabinetthe cabinet body must have internal dimensions of at least H 47 x W 12 x D 28 cm. The cabinet front is mounted on the floors and can be aligned with screws.

52320

155,-

Drawer pulls

- Narrow design, together only ca. 25 mm wide
- Loadable up to 30 kg
- Very good running properties, easy to unhook



Partial pullouts detachable

| | | |
|--------------|-------|-------|
| 300 mm, pair | 53120 | 15,70 |
| 350 mm, pair | 53378 | 13,70 |
| 400 mm, pair | 53376 | 10,60 |
| 550 mm, pair | 53126 | 14,40 |

Full extension slides detachable

| | | |
|--------------|-------|-------|
| 300 mm, pair | 53370 | 34,70 |
| 400 mm, pair | 53371 | 37,60 |
| 500 mm, pair | 53372 | 38,70 |



With soft close

Full extension drawers

Load capacity 30 kg, Soft-Close-Automatic

| | | |
|--------------|-------|-------|
| 300 mm, pair | 53113 | 39,65 |
| 350 mm, pair | 53102 | 39,95 |
| 400 mm, pair | 53105 | 45,95 |
| 450 mm, pair | 53103 | 46,95 |

Pick-up catch set (without illustration) for these slides

| | |
|-------|-----|
| 53114 | 9,- |
|-------|-----|



Rollout Slider Giant

The heavy duty slides
for extreme loads

- High load capacity
- Perfect for building rear extensions

Single extension for heavy load
can be loaded up to max. 100 kg. Not detachable.

| | | |
|--------------|-------|-------|
| 500 mm, pair | 53381 | 76,10 |
| 700 mm, pair | 53380 | 83,30 |

Full-extension drawer with mechanical locking Image similar

in the retracted state. Steel. Loadable up to max. 227 kg. Not detachable.

| | | |
|--------------|--------|--------|
| 595 mm, pair | 533000 | 99,95 |
| 711 mm, pair | 533001 | 139,95 |
| 965 mm, pair | 533002 | 179,90 |

Angle for mounting full extension:

| | | |
|------------------|--------|-------|
| 595 mm, 2 pieces | 533004 | 23,95 |
| 711 mm, 2 pieces | 533005 | 29,95 |
| 305 mm, piece | 533003 | 12,95 |

Image similar

Galvanized steel full extension, max. 227 kg

| | | |
|--------------|--------|-------|
| 739 mm, pair | 533007 | 99,90 |
|--------------|--------|-------|

Full-extension steel, up to a maximum of 400 kg
Extendable in both directions, ideal for loading rear garages.

| | | |
|---------------|--------|--------|
| 930 mm, piece | 533803 | 299,90 |
|---------------|--------|--------|

Image similar

Full-extension Soft-Roll, steel
loadable up to max. 110kg. Not detachable.

| | | |
|--------------|--------|-------|
| 700 mm, pair | 533006 | 69,90 |
|--------------|--------|-------|

Furniture pullouts

Partial extension ball bearing mounted
large extension length and drawer width, guide can be milled in. Loadable up to 12 kg, not unhingeable.

| | | |
|--------------|-------|-------|
| 278 mm, pair | 53382 | 11,90 |
| 342 mm, pair | 53383 | 11,95 |

Partial extract
Galvanized steel, ball bearing. Can be unhooked by separating lever, with retaining device for locking in closed position, can be loaded up to 35 kg. With self-closing device.

| | | |
|--------------|-------|-------|
| 400 mm, pair | 53387 | 27,30 |
|--------------|-------|-------|

SWIVEL TABLE FRAMES

ABB. SHOW
U-SWING-TABLE COMFORT
57120



In Reimo vehicles we use the U-swivel tables in Nirosta.

U-swivel table Exclusiv

Table frame for Reimo Variotech bench system Classic, e.g. VW T4 Miami, Lucky etc.
Height 70 cm,
Depth 33 cm,
Mounting plate ø 19 cm

57130 114,-



Swivel table standard

Inexpensive frame.
Height ca. 72 cm.
Pivoting range ca. 40cm.

57111 57,20



Swivel table comfort

With flat mounting plate (adds only 10 mm)
To accommodate the table top in the smallest space. Height ca. 72 cm.
Swivel range ca. 40cm

57129 77,50



Swivel table frame aluminum

Clamp lock with lever
Column swivels, height adjustable and removable.
Beam rotatable and removable. Height 74 cm.

57039 166,10



U-tilt table

For mounting on smooth side surfaces, e.g. under protruding seat surfaces. Stable due to additional support, with flat fixing plate. Height ca. 72 cm.
Swivel range ca. 40cm.

57126 115,-



U-swivel table Comfort

as 57126, but with additional swivel range of 30cm due to curved table column.

57120 101,-



EXPERTS TIP
CAMPING-BUSSE

TABLE COLUMNS / LIFTING TABLE FRAME

Table column retractable

Height adjustment by gas pressure damper from ca. 36.5 - 70.5 cm. Column Ø ca. 60 mm. Table top support rotatable, for large table tops. Column goes through the floor about 12 cm.

57046 **274,-**



Standard table column

Very stable table column for large table tops with rotating table support and anodized screw-on rosette at the bottom. Column Ø ca. 60 mm. Height ca. 67 cm.

57044 **165,-**



CARBEST
INNOVATIONS FOR MOBILE LIFE



Lifting table frame in black

- Folding mechanism
- Simple height adjustment
- Fixation to the floor possible
- Length 60 cm, foot width 59.3 cm



Lifting table frame in black, with folding mechanism by operating lever. Allows easy height adjustment from table to bed frame. Can also be fixed to the floor. Length: 60 cm, foot width 59.3 cm, height: 30.3 cm / 70.3 cm, weight 8.5 kg. Scope of delivery: lifting table frame (without table top), incl. floor fixation

57011

135,-

Available as of Q3/2023

Lifting table frame

Easy height adjustment from 30 - 70 cm. Folding mechanism. **Length: 60 cm, foot width: 60 cm.**

Light gray **57060** **165,-**
Brown **570600** **159,-**

Length: 75 cm, foot width: 60 cm.

Light gray **57062** **167,-**
Brown **570620** **167,50**
Anthracite **570621** **175,-**

① Table widening fitting

With the retractable fitting can be mounted on unfolding table tops are held. Will the table top folded in, the fitting can be inserted again. Aluminum, bronze anodized and plastic black, Length: 250 mm **57025** **9,95**



Available in 2 frame lengths. All racks height adjustable from 30-70 cm.




TABLE FEET / FOLDING TABLE FEET



Turn out table feet in 2 heights

- Turning out mechanism for table extension through lower plate
- Subdivision of the foot for bed construction
- Aluminum frame

Under the normal table top can be added a 2. Mount plate, which can be unscrewed if necessary. With interlock. Ideal for a base plate up to 100x50 cm and a rotating plate up to ca. 50x70 cm. (dimension depending on the free space).

Height to the lower edge of the upper table top 700 mm. Height with lower part removed 313 mm, detent point at 0°, 135°, 180°, 225°

57163 119,-

Height to lower edge of upper table top 756 mm, Height with lower part removed 354 mm, Locking point at 0.

57162 119,-

NEW

Table column

made of anodized aluminum. Length 70 cm, can be shortened, Ø 5.5 cm. Guarantees high stability and quick assembly and disassembly. Scope of delivery: 1 table leg, 2 installation joints, 12 screws. Weight 1,2 kg

57165 64,90



NEW

Reinforced tribrach

with increased stability. Allows the table to be placed and used outside the vehicle. Made of UV-resistant plastic. Weight 1.0 kg.

57164 75,90



Folding table feet top foldable

With push button-lock. Material: Aluminum Matte silver anodized. Height 72 cm

57070 26,20

Material: Aluminum Silver anodized. Height 67.5 cm

57027 30,60



Height adjustment screw for table base 57027
57029 4,80



Very stable. In folding position only 5 cm high. Material: Metal Anthracite metallic
57020 28,90
Light gray (RAL 7035)
57014 29,90



Folding position: Height 5 cm



Height adjustable with push button lock. Material: Aluminum Matte silver anodized. **Without stand** Height 55.5 - 76.5 cm
57076 34,95
With stand Height 59 - 78 cm
57078 41,-



Folding table feet center foldable

① With push-button locking. Material: aluminum matte silver anodized. Joint centered at ca. 31 cm, total height 74 cm. **57074 28,50**

② Material: aluminum silver anodized. Joint centered at ca. 31.5 cm, total height 67,5 cm. **57028 35,50**

①

②



Height adjustment screw for table base 57029
57029 4,80



Single table leg

By pressing a button from the holder to solve. Height ca. 70 cm
Light gray **57000 8,95**

Table foot support

As a spare part or second shot. Black **57001 4,50**

TABLE COLUMN / TABLE SLIDE RAILS

Table column & mounting rosettes



- For freestanding table with removable table column
- Easy to store
- Tilt and wobble proof
- Table top can be included in the lying surface

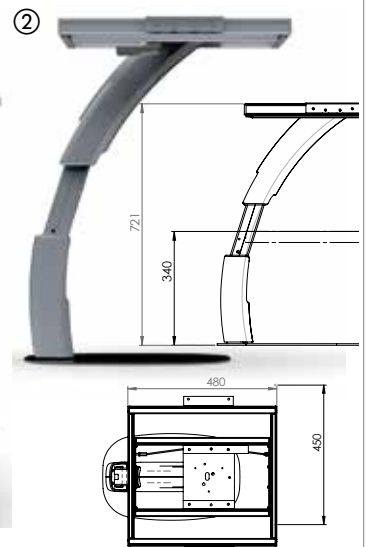
Column height about 70 cm,
Ø about 6 cm.

Material: Chrome **57031** 19,90

- ① Fixing rosette for screwing on **57036** 6,70
 ② Fixing rosette for recessing **57038** 6,70



- ① Van wall folding table frame (without table top), height adjustable, 600x460 mm **57003** 292,-



- ② Foldable table leg Anodized aluminum, Height: 721 mm **57004** 245,-

Table slides for wall mounting



Additional rails
Length each 10 cm

Table slide rail stable

Table top can be moved by lifting. Locking positions can be determined by self-made holes. Rail with end pieces and 2 suspension pieces.

Anodized aluminum with silver-gray piping.

Length 100 cm **57030** 47,40

Additional slide rails for bed position

2 pieces of rail of 10 cm each. **57032** 18,10



Table slide rail STILO

Oval aluminum tube, silver anodized. Black fasteners. Table can be moved by lifting and locked in the toothed grid.

Length 950mm, **57034** 48,90

Table suspension fitting

Simple mounting option for small to medium table tops. Quick mounting and dismantling of the plate.

Brown, 2 pieces **57051** 6,40




Table slide rail with stainless steel support tube

Quick sliding and unhooking of the table top allows good access to benches and storage boxes, as well as quick bed construction. Locking and lockable sliding safety device. Arbitrarily shortenable.

Length 100 cm **57055** 30,90



Table slide QUICK Clip

2 wall rails for hanging the table top and 2 Quick-Clip table top fasteners. The plate can be moved or unhooked at the touch of a button. The 2 rails can be used e.g. for table and bed position. Dimensions rails: 70 cm and 50 cm. **57056** 44,70

FOAM / ACCESSORIES



Spray adhesive Super.

Bonding of all types for foam with high instant tack.
Heat resistant up to 90°C.
Heat resistant up to 70°C

50013 25,39
50011 13,50

Foam boards

As a raw material for self-cutting (e.g. with electric Meat knife) for upholstery group. Volume weight 35 kg/m³.

| | | | |
|-------------------|-----------------|--------------|---------------|
| 200 x 150 x 3 cm | GP 1221,11/1cbm | 55006 | 109,90 |
| 200 x 150 x 4 cm | GP 1133,33/1cbm | 55007 | 136,- |
| 200 x 150 x 6 cm | GP 1322,22/1cbm | 55008 | 238,- |
| 200 x 170 x 7 cm | GP 1138,66/1cbm | 55016 | 271,- |
| 200 x 150 x 8 cm | GP 1004,17/1cbm | 55002 | 241,- |
| 200 x 170 x 8 cm | GP 1180,15/1cbm | 55003 | 321,- |
| 200 x 150 x 10 cm | GP 1173,33/1cbm | 55004 | 352,- |
| 200 x 170 x 10cm | GP 1155,88/1cbm | 55005 | 393,- |

Foam special

Ideal for SD bed Volkswagen T4 (until Bj. 2003).

| | | | |
|------------------|------------------|--------------|--------------|
| 108 x 187 x 4 cm | GP 1559,71/1 cbm | 21129 | 126,- |
|------------------|------------------|--------------|--------------|

Foam 2-hard, bottom hard, top soft

| | | | |
|-------------------|------------------|--------------|--------------|
| 200 x 150 x 10 cm | GP 1310,00/1 cbm | 55022 | 393,- |
|-------------------|------------------|--------------|--------------|

Upholstery wadding, Thickness ca. 25 mm, ca. 235 g/m² on fabric laminated. Professionals glue on the foam with spray adhesive a layer of Upholstery wadding around the edges. 115 cm wide

| | | | |
|---------------------------|----------------|--------------|--------------|
| 100% polyester, rm | GP 11,64/1 sqm | 55020 | 13,39 |
|---------------------------|----------------|--------------|--------------|

Feed strip

for high quality topstitching; is filled on the inside with Quilted seam sewn, through the slotted Foam pulled and braced. The cover tightens in this area, the this results in a clear optical separation of the topstitching seam.



Piece, 360 mm long GP 0,82/1m **54910 2,95**

Thigh pads

Size: 124 x 18 x 3 cm
for gluing onto the front edge of the Seat. You sit more comfortably and achieve a professional look, first of all, if you use feed strips.



GP 2225,21/1 cbm **59130 14,90**



Zippers

Endless zippers yard goods


| | | | |
|---------------------------|-------------|---------------|--------------|
| ① 5 meter light gray 3 mm | GP 3,44/1 m | 550500 | 17,20 |
| 5 meter black 3 mm | GP 3,70/1 m | 550531 | 18,50 |
| ② 5 meter black 5 mm | GP 1,99/1 m | 550560 | 9,95 |
| 5 meter rust brown 5 mm | GP 1,14/1 m | 550630 | 5,70 |

Zipper for zippers yard goods

| | | |
|---|--------------|-------------|
| ③ Chrome-plated 3 mm, for 55050 and 55053 | 55055 | 1,05 |
| Black 5 mm, for 55056, double nipper | 55057 | 1,95 |

Zippers fixed lengths 100% polyester, rot-proof

| | | |
|---|--------------|--------------|
| L 90 cm, gray, divisible | 55051 | 6,75 |
| L 170 cm, gray, divisible | 55052 | 9,50 |
| ④ L 175 cm, White, divisible, double zipper | 55061 | 13,95 |
| L 210 cm, white, divisible, double zipper | 55062 | 15,60 |



Velcro and adhesive tapes

Ideal for attaching cushions to folding benches or U-shaped seating groups.

Velcro tape (adhesive tape + fleece tape) 20 mm wide, 5 m long.

| | | | |
|-------|-------------|---------------|--------------|
| White | GP 2,19/1 m | 563003 | 10,95 |
|-------|-------------|---------------|--------------|

Velcro self-adhesive tape (adhesive tape + fleece tape)

20 mm wide, 5 m long.

| | | | |
|-------|-------------|--------------|--------------|
| White | GP 3,39/1 m | 56305 | 16,95 |
| Black | GP 3,39/1 m | 56317 | 16,95 |

Ditto, heat resistant up to 120°C

| | | | |
|-------|------------|--------------|--------------|
| Black | GP 4,39/1m | 56319 | 21,95 |
|-------|------------|--------------|--------------|

Self-adhesive tape 20 mm wide, 5 m long

| | | | |
|-------|-------------|--------------|--------------|
| Black | GP 2,39/1 m | 56324 | 11,95 |
|-------|-------------|--------------|--------------|

Fleece tape 10 mm wide, 5 m long.

| | | | |
|------|------------|--------------|--------------|
| Gray | GP 2,79/1m | 56334 | 13,95 |
|------|------------|--------------|--------------|

Special Velcro 20 mm wide

Front Adhesive tape, Back side Fleece tape. Suitable for connecting 2 pieces of padding (etc.). 5 meters ,Black

| | | | |
|--|------------|---------------|-------------|
| | GP 5,80/1m | 563101 | 29,- |
|--|------------|---------------|-------------|



Velcro tapes Consisting of rough adhesive tape and soft fleece tape. For joining different materials. On sheet metal in vehicles, Reimo recommends heat-resistant Velcro tape. Adhesive tapes individually are good for holding slightly rougher cover fabrics on seat boxes. Normally, Velcro tapes are stapled to the substrate. For sheet metal and hard substrates, use self-adhesive Velcro tape. 2 pieces of padding can be easily connected with the special Velcro.

AUTOMOTIVE UPHOLSTERY FABRICS

Upholstery fabrics for motorhome, caravan and car

In our wide range of upholstery fabrics you are sure to find the right one. Whether it is automotive fabrics from vehicle manufacturers, or various easy-care fabrics from our finishing area, you are sure to find what you are looking for here.

Choose from different colors and finishes! The automotive fabrics offered here are all tested and suitable to withstand heavy use in the vehicle.



New Wave

Soft, noble upholstery fabric with suede look. Durable and easy to clean. Material: 100% polyester, flame retardant, washable at 40°C. Weight: 730 g/lfm. Abrasion value: 40000 Martindale*, width 1,40 m



New Wave Light gray,
6 meters **540370** **196,-**
GP* 23,33/ 1 sqm
10 meters **540371** **262,-**
GP* 18,71/ 1 sqm



New Wave Beige,
6 meters **540360** **196,-**
GP* 23,33 1 sqm
10 meters **540361** **262,-**
GP* 18,71 /1 sqm

*Martindale method

The Martindale method is the most commonly used method to determine the abrasion resistance of textile fabrics, especially upholstery fabrics.

| | soft padding | hard padding |
|----------------------------|-------------------|-------------------------|
| Private use | 10.000 Martindale | 15.000 Martindale |
| Office use | 25.000 Martindale | 35.000 Martindale |
| Public passenger transport | 30.000 Martindale | 40.000 Martindale local |

Imitation leather in 3 quality levels

- Flame retardant and water repellent
- Material surface 100% PU, bottom 75% PES and 25% cotton

Madryt:

Usable width at least 140 cm.
Weight 400 g/m² (+/- 10%),
thickness 0.9 mm (+/- 3%),
abrasion resistance: 102,400 Martindale



Black
6 meters **510260** **119,-**
GP* 14,17/ 1 sqm
10 meters **510261** **184,-**
GP* 13,14/ 1 sqm



Slate
6 meters **510270** **122,-**
GP* 14,52/ 1 sqm
10 meters **510271** **188,-**
GP* 13,43 1 sqm

Santiago:


Usable width at least 140 cm.
Weight 450 g/m² (+/- 10%),
thickness 0.95 mm (+/- 3%)
Abrasion resistance:
51.200 Martindale



Light gray
6 meters **510410** **149,-**
GP* 17,74/ 1 sqm
10 meters **510411** **233,-**
GP* 16,64/ 1 sqm

New Outlander:

Usable width at least 140 cm.
Weight 420 g/m² (+/- 10%),
Thickness 0.9 mm (+/- 3%)
Abrasion resistance:
102.400 Martindale




Brown
6 meters **510290** **154,-**
GP* 18,33 1 sqm
10 meters **510291** **239,-**
GP* 17,07/ 1 sqm

Automotive leather




Noble and at the same time robust cover fabric in genuine leather. Durable and easy to clean. Flame retardant, lightfast level 6. Thickness 1,2 mm, material: genuine leather, abrasion value: 60000 Martindale*



Leather Beige
9 m² **5408310** **699,-**
GP* 77,67/ 1 sqm



Leather gray
9 m² **5408320** **699,-**
GP* 77,67/ 1 sqm



Leather Black
9 m² **540830** **549,-**
GP* 61,00/ 1 sqm

Exclusive upholstery leather in various colors can be found on our website www.reimo.com

AUTOMOTIVE UPHOLSTERY FABRICS



Original automotive upholstery fabrics

Original automotive upholstery fabrics meet the highest automotive-specific requirements defined by vehicle manufacturers for passenger cars and commercial vehicles.

Extremely high abrasion resistance, high lightfastness and flame retardancy. Easy care cleaning. These properties make these materials particularly suitable for continuous use and high stresses, such as those encountered in a motor home used for everyday purposes.

Picture shows Mercedes bench with Tunja/Uni Black cover


Upholstery fabrics for Mercedes Vito



Caluma

Original fabric for MB Vito, W 165 cm, flat fabric made of polyester, polyurethane, nylon.


6 meters **540880** **299,-**
GP* 30,20/ 1 sqm
 10 meters **540881** **484,-**
GP* 29,33/ 1 sqm



Uni black

Original fabric for MB Vito, W 165 cm, flat weave in brushstroke look. 50% polyester, 50% polyacrylic.


6 meters **540040** **325,-**
GP* 32,83/ 1 sqm
 10 meters **540041** **419,-**
GP* 25,39/ 1 sqm



Tunja

Original fabric for MB Vito, W 182 cm, 100% polyester flat weave fabric

6 meters **540160** **283,-**
GP* 25,92/ 1 sqm
 10 meters **540161** **455,-**
GP* 25,00/ 1 sqm



Black

Original fabric for MB Vito, W 160 cm, flat weave made of 100% polyester

6 meters **540170** **259,-**
GP* 26,98/ 1 sqm
 10 meters **540171** **415,-**
GP* 25,94/ 1 sqm

Upholstery fabrics for Ford Transit Custom



Capitol Ebony, Width 190 cm, 3mm foam laminated

6 meters **5401020** **227,-**
GP* 19,91/ 1 sqm
 10 meters **5401021** **299,-**
GP* 15,74/ 1 sqm



City Ebony, Width 180 cm, 3mm foam laminated

6 meters **5401000** **139,-**
GP* 12,87/ 1 sqm
 10 meters **5401001** **213,-**
GP* 11,83/ 1 sqm

Upholstery fabrics for Hyundai (all 100% polyester)



Classic Dark Gray W 180 cm, 3 mm foam laminated,

6 meters **5402570** **189,-**
GP* 17,50/ 1 sqm
 10 meters **5402571** **254,-**
GP* 14,11/ 1 sqm



Classic Gray, Series Hyundai, W 180 cm, 3 mm foam laminated,

6 meters **5404620** **172,-**
GP* 15,93/ 1 sqm
 10 meters **5404621** **269,-**
GP* 14,94/ 1 sqm

Upholstery fabrics for Renault Trafic (all 100% polyester)



Compo

Renault series, W 180 cm, 2 mm foam laminated

6 meters **540020** **247,-**
GP* 22,87/ 1 sqm
 10 meters **540021** **395,-**
GP* 21,94/ 1 sqm



Java Natte, black

Renault series, W 190 cm, 2 mm foam laminated,

6 meters **540030** **186,-**
GP* 16,32/ 1 sqm
 10 meters **540031** **293,-**
GP* 15,42/ 1 sqm



Black Uni

Renault series, W 180 cm, 2 mm foam laminated,

6 meters **540210** **266,-**
GP* 24,63/ 1 sqm
 10 meters **540212** **427,-**
GP* 23,72/ 1 sqm



Black Patterned

Renault series, W 180 cm, 1 mm foam laminated,

6 meters **540200** **321,-**
GP* 29,72/ 1 sqm
 10 meters **540203** **519,-**
GP* 28,83/ 1 sqm

AUTOMOTIVE UPHOLSTERY FABRICS

Upholstery fabrics for Volkswagen (all 100% polyester)




Bricks Series fabric VW T6.1,
4 mm foam laminated. B 175 cm,
6 meters **5402530** **179,-**
GP* 17,05/ 1 sqm
10 meters **5402531** **255,-**
GP* 14,57/ 1 sqm




Picture shows VW bench with Classic Dark Gray /Bricks cover




Quadratic Series fabric VW T6.1,
3 mm foam laminated, W 160 cm,
6 meters **5402500** **207,-**
GP* 21,56/ 1 sqm
10 meters **5402501** **313,-**
GP* 19,56/ 1 sqm



Double Grid Series VW T6.1,
3 mm foam laminated. B 180 cm,
6 meters **5402590** **149,-**
GP* 13,80/ 1 sqm
10 meters **5402591** **232,-**
GP* 12,89/ 1 sqm



Simora Series fabric VW T6,
4.5 mm foam laminated, W 170 cm,
6 meters **5402580** **269,-**
GP* 26,37/ 1 sqm
10 meters **5402581** **433,-**
GP* 25,47/ 1 sqm



Place Series fabric VW T5,
1 mm foam laminated. B 170 cm,
6 meters **5402550** **285,-**
GP* 27,94/ 1 sqm
10 meters **5402551** **459,-**
GP* 27,00/ 1 sqm



Tasamo Series fabric VW T5,
4.5 mm foam laminated. B 180 cm,
6 meters **5402560** **425,-**
GP* 39,95/ 1 sqm
10 meters **5402561** **679,-**
GP* 37,72/ 1 sqm




Austin Series fabric VW T5/T6,
3 mm foam laminated, W 180 cm,
6 meters **5402540** **210,-**
GP* 19,44/ 1 sqm
10 meters **5402541** **317,-**
GP* 17,61/ 1 sqm



Classic Dark Gray Series fabric VW T5,
W 180 cm, 3 mm foam laminated.
6 meters **5402570** **189,-**
GP* 17,50/ 1 sqm
10 meters **5402571** **254,-**
GP* 14,11 1 sqm



W 180 cm, 3 mm foam laminated.
6 meters **5404620** **172,-**
GP* 15,93/ 1 sqm
10 meters **5404621** **269,-**
GP* 14,94/ 1 sqm



Titanium black Standard fabric VW T6,
W 170 cm, 1 mm foam laminated,
6 meters **540230** **164,-**
GP* 16,08/ 1 sqm
10 meters **540231** **274,-**
GP* 16,12/ 1 sqm

CURTAINS / BLACKOUT



Curtain set for cab darkening

Light and privacy screen for VW Bus, Caddy & Vito cab

From year of manufacture 2003. 1-piece. This almost complete opaque blackout of the front and side windows grants an undisturbed retreat. Prevents the cab from heating up and the heating system prevents the driver's cab from heating up and protects against unwanted visibility into the vehicle interior.

| | | | |
|----------------------------------|-------------------|--------------|--------------|
| VW T5/T6 from Bj. 2003 | 2-ply, gray/black | 19220 | 159,- |
| Inexpensive variant | | | |
| VW Caddy Maxi 2015 - 2020 | 1-piece, gray | 19221 | 159,- |
| Mercedes Vito Metris | 1-piece, gray | 19229 | 149,- |



Opaque living room blackouts for vans

- Extremely high quality double curtain
- Preassembled + pre-bent
- Fits well with the privacy glazing of your T5/T6
- Best fabric tension, because curtain guide at the top and bottom
- Suitable for station wagons without plastic trim

Material: 36% polyester, 32% polyamide, 23% spandex, 9% other fibers.
Scope of delivery: Complete set for 5 windows with all mounting parts.
Fastening: with curtain rails (pre-bent) and press studs for screwing.

Color Gray inside, black outside:

| | | |
|--|---------------|--------------|
| VW Caddy 2015-2020 | 19218 | 269,- |
| VW Caddy Maxi 2015-2020 | 19219 | 269,- |
| VW T5/6 Multivan/Caravelle | 19239 | 299,- |
| Ford Transit Custom from Bj. 2014 | 19217 | 259,- |
| Mercedes Vito from Bj. 2015 without interior cl. | 19227 | 299,- |
| Mercedes Vito from Bj. 2015 with interior cl. | 19228 | 299,- |
| UK (RHD) Mercedes Vito from Bj. 2015 with interior lining | 192281 | 299,- |

VW T5/T6

Renault Trafic from Bj. 2015

| Color inside/outside: | short wheelbase | | long wheelbase | |
|-----------------------|-----------------|--------------|----------------|--------------|
| Grey/Black | 19201 | 299,- | 19202 | 299,- |
| Cream/Black | --- | | 192023 | 299,- |
| Grey/Black, UK | 192014 | 299,- | 192024 | 299,- |
| Bordeaux/Black, UK | 192016 | 299,- | --- | --- |
| Cream/Black LR, UK | 192017 | 299,- | 192027 | 299,- |



| Color inside/outside: | short wheelbase | | long wheelbase | |
|-----------------------|-----------------|--------------|----------------|--------------|
| Grey/Black | 19216 | 299,- | 192161 | 299,- |
| Cream/Black | 192164 | 299,- | 192167 | 299,- |



Translucent living room blackouts for vans

- High quality fabric curtains in gray
- Pleasing ambience
- Best fabric tension, because curtain guide at the top and bottom
- Suitable for station wagons without plastic trim

Material: 36% polyester, 32% polyamide, 23% spandex, 9% other fibers.
Fastening: with curtain rails and press studs to screw on
 For 5 windows (side and rear windows)

| | | | |
|-----------------------------------|----------|--------------|--------------|
| VW T5/T6* KR from Bj. 2003 | 10-piece | 19231 | 249,- |
| VW T5/T6* LR from Bj. 2003 | 10-piece | 19232 | 169,- |

*not suitable for bus with plastic interior trim e.g. Multivan, Caravelle etc.

VW T5/T6 partition curtain driver's cab

Separation curtain for driver's cab VW T5/6 from the living area.

Scope of delivery: 1 partition curtain, rail, screws and snaps.



Figure shows opaque variant

| | | |
|--|--------------|--------------|
| Gray, 2-ply, opaque, 180 denier | 19245 | 129,- |
|--|--------------|--------------|



Tensioning materials

Tensioning fabric also for the back wall covering of benches. 100% cotton. Width 1.6 m.

| | | | |
|-----------------|---------------|-----------------|--------------|
| Gray 5 meters | 540822 | GP* 9,31 / 1sqm | 74,45 |
| Gray 10 meters | 540820 | GP* 9,00 / 1sqm | 144,- |
| Schw. 5 meters | 540812 | GP* 9,31 / 1sqm | 74,45 |
| Schw. 10 meters | 540810 | GP* 9,00 / 1sqm | 144,- |



JU - soft flowing fabric

Opaque and durable super quality. Gray patterned. Material: 100% Trevira CS, flame retardant (DIN B1/M1). Width 1.40 m

| | | | |
|------|---------------|-----------------|--------------|
| 10 m | 540340 | GP* 17,43/ 1sqm | 244,- |
| 20 m | 540341 | GP* 16,29/ 1sqm | 456,- |



Mosquito nets- top quality

Non-decomposable plastic fabric. To be attached with Velcro or snaps. Reliable protection against mosquitoes and vermin.

Mosquito net, Black, flame retardant, 1.45 m wide.

| | | | |
|-----------|---------------|-----------------|---------------|
| 5 meters | 56019 | GP* 9,92 / 1sqm | 71,95 |
| 10 meters | 560241 | GP* 8,27 / 1sqm | 119,95 |
| 20 meters | 560242 | GP* 9,41 / 1sqm | 273,- |




More zippers and Velcro straps on Page 200

Zipper especially for mosquito nets. 32 mm wide.

| | | | |
|-----|---------------|----------------|-------------|
| 5 m | 550560 | GP* 1,90 / 1 m | 9,95 |
|-----|---------------|----------------|-------------|

Matching zipper (double slider)

| | | | |
|----------|---------------|-----------------|--------------|
| 5 piece | 550570 | GP* 1,48 / pcs. | 7,40 |
| 10 piece | 550571 | GP* 1,44 / pcs. | 14,40 |



Curtain fixing with spiral tape

Complete set for station wagon vehicles to fix your curtains in the motorhome, caravan, etc.. Sufficient for 5 windows in the minibus.

Scope of delivery: 10 pieces mounting set for Spannfix, 10 pieces curtain raisers, 10 pieces snap fasteners and Spannfix light gray.

| | | |
|----------------------|--------------|--------------|
| 12 m tension fix set | 56250 | 62,80 |
| 15 m tension fix set | 56251 | 64,70 |

Curtain fastening set

| | | |
|------------------------------|--------------|--------------|
| 10 m spiral tape, 20 eyelets | 56253 | 22,80 |
|------------------------------|--------------|--------------|



Spiral tape mounting set

Elegant wall mounting for the tension fix tape. consists of 4 plastic angles and 4 special screws to screw into the spiral ends.

| | | |
|------------|---------------|-------------|
| Light gray | 562101 | 3,60 |
|------------|---------------|-------------|



Spannfix curtain tape

Practical spiral strap. Price per meter, Light gray

| | |
|--------------|-------------|
| 56220 | 1,92 |
|--------------|-------------|

Curtains accessories



- ① **Fastening set** for curtains special (10385/10386) with 8 m curtain track and 10 push buttons
10384 149,95
- ② **Glider** for curtain rail 56130/56105
100 piece **561100 19,95**
- ③ **Glider** for curtain rail 56122/56123.
20 piece **56124 3,50**
- ④ **Brake Plastic.**
For rail 56130/56105.
6 pieces, white **561111 4,95**
- ⑤ **Brake Plastic.**
For rail 56122/56123.
6 piece, White **56125 16,80**
- ⑥ **Push buttons** for fixing curtains and mosquito nets in the vehicle. Incl. Tool.
10 piece **56230 18,95**
- ⑦ **Tenax snap fasteners** for fastening fabric, tent fabric, insulating mats, Mosquito nets, etc., including tools.
5 piece **37383 20,95**



Curtain rails

- ① **Plastic** without sharp edges. Manufactured according to the new safety regulations for cab. Bar 2.2 m, Gray
56130 GP* 6,80 / 1m 14,95
- ② **Aluminum** as above, but **natural aluminum.**
Bar 2.6 m **56105 GP* 8,08 / 1m 24,15**
- ③ **1-run, plastic, T-profile, white.**
Rod 2.5 m **56122 GP* 2,65 / 1m 6,90**
Bar 5,0 m **561220 GP* 2,58 / 1m 12,90**

VEHICLE- WINDOWS

TO REFRESH OR
AS A SUBSTITUTE-
WINDOWS.



Good outlook with Carbest vehicle windows for campers, vans and motorhomes.

The retrofitable safety glass windows give the vehicle a noble character, increase the living atmosphere in the vehicle and visually turn a panel van into a station wagon model.

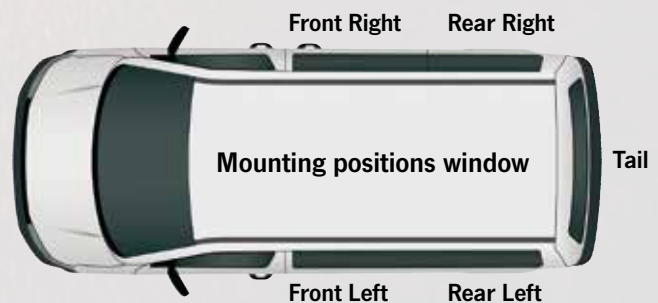
The dark tinted glazing maintains privacy in the best possible way. Many window models are available as sliding windows and thus provide not only a lot of light but also fresh air in the vehicle at the same time.

For many different manufacturers and vehicle types available. All models on the next pages.



Legend of wheelbase abbreviations:

KR = short wheelbase
MR = medium wheelbase
LR = long wheelbase



VW CADDY








SAFETY GLASS









LIGHT-THROUGH-LATENESS: 18%



E
ECE R43



**NEW: VW Caddy Maxi from 2021
Ford Tourneo Connect (long) from 2022**

| Installation position | Outer dimension W x H (mm) | Sliding window  | | |
|---|----------------------------|---|----------|-------|
| | | Weight (kg) | Item no. | Price |
|  | 970x493 | 6,0 | 316027 | 269,- |
|  | 970x493 | 6,0 | 316026 | 269,- |
|  | 830x470 | 5,5 | 316034 | 289,- |
|  | 830x470 | 5,5 | 316033 | 289,- |

Expected to be available Q3/2023

| Installation position | Outer dimension W x H (mm) | Rigid windows  | | | Sliding window  | | |
|---|----------------------------|---|----------|-------|---|----------|-------|
| | | Weight (kg) | Item no. | Price | Weight (kg) | Item no. | Price |
|  | 714x538 | 3,7 | 316021 | 88.50 | 4,7 | 31618 | 228,- |
|  | 714x538 | 3,7 | 316020 | 88.50 | 4,7 | 31617 | 228,- |
|  | 1044x545 | 5,5 | 31605 | 119,- | — | — | — |
|  | 1044x545 | 5,5 | 31604 | 119,- | — | — | — |
|  | 591x504 | 3,0 | 316023 | 189,- | — | — | — |
|  | 750x596 | 4,3 | 316022 | 189,- | — | — | — |

| Installation position | Outer dimension W x H (mm) | Rear window  | | |
|---|----------------------------|---|----------|-------|
| | | Weight (kg) | Item no. | Price |
|  | 1377x588 | 9,0 | 316025 | 279,- |

| Installation position | Outer dimension W x H (mm) | Rear window  | | |
|---|----------------------------|---|----------|-------|
| | | Weight (kg) | Item no. | Price |
|  | 1257x591 | 9,0 | 316024 | 269,- |



Sliding window

NEW

Rigid window



Windows rear doors



Window tailgate









**CITROËN JUMPY 3 / SPACETOURER
PEUGEOT EXPERT 3 / TRAVELLER
TOYOTA PROACE 2 / PROACE VERSO
OPEL VIVARO / ZAFIRA LIFE (AS OF 2017)
FIAT SCUDO / ULYSSE (AS OF 2022)**



SAFETY GLASS

LIGHT-THROUGH-LATENESS: 18%

E
ECE R43

| Installation position | Wheelbase | Outer dimension W x H (mm) | Rigid windows  | | | Sliding window  | | |
|---|--------------|----------------------------|---|----------|-------|--|----------|-------|
| | | | Weight (kg) | Item no. | Price | Weight (kg) | Item no. | Price |
|  | short + long | 1100x541 | — | — | — | 7,0 | 31701 | 247,- |
|  | short + long | 1100x541 | — | — | — | 7,0 | 31700 | 246,- |
|  | briefly | 1175x534 | 6,0 | 31705 | 129,- | 7,5 | 31703 | 299,- |
|  | briefly | 1175x534 | 6,0 | 31704 | 129,- | 7,5 | 31702 | 299,- |
|  | short + long | 675x495 | 3,5 | 31707 | 189,- | — | — | — |
|  | short + long | 735x495 | 3,5 | 31706 | 189,- | — | — | — |



Sliding window



Rigid window

For the installation of safety glass windows we recommend:

① **Activator 205, for cleaning the bonding surface**

Solvent-based, colorless adhesive cleaner for cleaning adhesive surfaces in combination with Sika adhesives/sealants.
30 ml 294100 12.95
Danger: H225, H319, H336

② **SikaTack Pro bonding set, for bonding the window**

Pane adhesive set for bonding safety glass panes. 1-2 sets are needed for the installation of a vehicle window. Set contents: 1x SikaTack PRO 300 ml cartridge, 1x windscreen adhesive nozzle, 1x SikaPrimer-207 (30ml), 2x sponge
294841 39.40
Danger: H334



When installing the windows, please ensure that the bonding surfaces are load-bearing and free of dust, adhesives and grease.



①

②



Danger



Danger



NEW



VW T6.1/T6/T5

SAFETY GLASS **LIGHT-THROUGH-LATENESS: 18%** **2 STEP-LOOSELY OFF-STATOR** **MIT 2 CONCLUSI-ON-RAILS** **WITH VEN-TILATION POSITION** **ECE R43**

VW T6.1 / T6 / T5 from 2004 hinged window

| Installation position | Wheelbase | Outer dimension W x H (mm) | Weight (kg) | Item no. | Price |
|-----------------------|--------------|----------------------------|-------------|----------|-------|
| | short + long | 1135x585 | 12,0 | 315916 | 505,- |
| | short + long | 1135x585 | 12,0 | 315915 | 505,- |

Expected to be available Q3/2023

Optional blackout system

| Outer dimension W x H: 800x450 mm | Item no. | Price |
|-----------------------------------|----------|-------|
| | 3181008 | 119,- |

A suitable substructure must be created before installing the blackout system!

OPTIONAL
Blackout system with Privacy and Mosquito protection pleated blind with magnetic closure

GTINT SAFETY GLASS SASH WINDOWS/STARRE WINDOWS



VW T6.1/T6/T5/T4

SAFETY GLASS **LIGHT-THROUGH-LATENESS: 18%** **ECE R43**



Sliding window



Rigid window



Windows rear doors



Window tailgate

| VW T4 1990-2004 | | | Rigid windows | | | Sliding window | | |
|-----------------------|--------------|----------------------------|---------------|----------|-------|----------------|----------|-------|
| Installation position | Wheelbase | Outer dimension W x H (mm) | Weight (kg) | Item no. | Price | Weight (kg) | Item no. | Price |
| | short + long | 1126x523 | | — | | 7,5 | 31503 | 223,- |
| | short + long | 1126x523 | | — | | 7,5 | 31504 | 223,- |
| | briefly | 967x522 | 5,0 | 31505 | 102,- | | — | |
| | briefly | 967x522 | 5,0 | 31506 | 107,- | | — | |

| VW T5/T6 from 2004 | | | Rigid windows | | | Sliding window | | |
|-----------------------|--------------|----------------------------|---------------|----------|--------|----------------|----------|--------|
| Installation position | Wheelbase | Outer dimension W x H (mm) | Weight (kg) | Item no. | Price | Weight (kg) | Item no. | Price |
| | short + long | 1135x585 | 6,5 | 315910 | 103.50 | 8,0 | 31591 | 207,- |
| | short + long | 1135x585 | | | | 8,0 | 31590 | 207,- |
| | briefly | 922x572 | 5,0 | 31599 | 94,- | 6,5 | 315911 | 207.50 |
| | briefly | 922x572 | 5,0 | 31598 | 94,- | 6,5 | 315900 | 208,- |
| | lang | 1257x570 | 6,8 | 315990 | 104,- | 8,3 | 315912 | 207.50 |
| | lang | 1257x570 | 6,8 | 315980 | 104,- | 8,3 | 315901 | 208,- |
| | short + long | 729x579 | 4,0 | 316004 | 108,- | | — | |
| | short + long | 729x579 | 4,0 | 316003 | 108,- | | — | |

| VW T5 2004-2016 | | | Rear window | | |
|-----------------------|--------------|----------------------------|-------------|----------|-------|
| Installation position | Wheelbase | Outer dimension W x H (mm) | Weight (kg) | Item no. | Price |
| | short + long | 1445x575 | 8,0 | 316005 | 199,- |

| VW T6/T6.1 from 2016 | | | Rear window | | |
|-----------------------|--------------|----------------------------|-------------|----------|-------|
| Installation position | Wheelbase | Outer dimension W x H (mm) | Weight (kg) | Item no. | Price |
| | short + long | 1544x562 | 8,0 | 31600 | 224,- |

MERCEDES BENZ VITO



SAFETY GLASS **LIGHT-THROUGH-LATENESS: 18%** **E ECE R43**

| Mercedes Benz Vito 2004-2014 | | | Rigid windows | | | Sliding window | | |
|------------------------------|-------------------|----------------------------|---------------|----------|-------|----------------|----------|-------|
| Installation position | Wheelbase | Outer dimension W x H (mm) | Weight (kg) | Item no. | Price | Weight (kg) | Item no. | Price |
| | short/medium/long | 1096x565 | 6,0 | 31511 | 107,- | 7,5 | 31521 | 220,- |
| | short/medium/long | 1096x565 | 6,0 | 31510 | 119,- | 7,5 | 31520 | 220,- |
| | briefly | 1169x521 | 7,5 | 31523 | 107,- | — | — | — |
| | briefly | 1169x521 | 7,5 | 31522 | 107,- | — | — | — |
| | lang | 1296x521 | 6,5 | 31513 | 119,- | — | — | — |
| | lang | 1296x521 | 6,5 | 31512 | 119,- | — | — | — |



Sliding window

| Mercedes Benz Vito from 2015 | | | Rigid windows | | | Sliding window | | |
|------------------------------|-------------------|----------------------------|---------------|----------|--------|----------------|----------|-------|
| Installation position | Wheelbase | Outer dimension W x H (mm) | Weight (kg) | Item no. | Price | Weight (kg) | Item no. | Price |
| | short/medium/long | 1100x570 | 6,0 | 315962 | 107,- | 7,5 | 31597 | 220,- |
| | short/medium/long | 1100x570 | 6,0 | 315961 | 107,- | 7,5 | 31596 | 220,- |
| | medium | 1195x531 | 6,0 | 315970 | 107.50 | — | — | — |
| | medium | 1195x531 | 6,0 | 315960 | 107.50 | — | — | — |
| | lang | 1300x529 | 6,6 | 315966 | 107.50 | 8,1 | 315964 | 253,- |
| | lang | 1300x529 | 6,6 | 315965 | 107.50 | 8,1 | 315963 | 253,- |



Rigid window



RENAULT TRAFIC NISSAN NV300/PRIMASTAR FORD TRANSIT CUSTOM

SAFETY GLASS **LIGHT-THROUGH-LATENESS: 18%** **E ECE R43**

| Renault Trafic 2002-2015 | | | Rigid windows | | | Sliding window | | |
|--------------------------|--------------|----------------------------|---------------|----------|--------|----------------|----------|-------|
| Installation position | Wheelbase | Outer dimension W x H (mm) | Weight (kg) | Item no. | Price | Weight (kg) | Item no. | Price |
| | short + long | 1193x665 | — | — | — | 9,0 | 316012 | 247,- |
| ** | short + long | 1193x665 | — | — | — | 9,0 | 316011 | 247,- |
| | short + long | 670x623 | 4,0 | 315913 | 112.50 | — | — | — |
| | short + long | 670x623 | 4,0 | 315914 | 112.50 | — | — | — |



Sliding window

| R. Trafic/Nissan NV300 from 2015 Nissan Primastar from 2022 | | | Rigid windows | | | Sliding window | | |
|--|--------------|----------------------------|---------------|----------|--------|----------------|----------|-------|
| Installation position | Wheelbase | Outer dimension W x H (mm) | Weight (kg) | Item no. | Price | Weight (kg) | Item no. | Price |
| | short + long | 1116x598 | 6,5 | 316010 | 105.50 | 9,0 | 31593 | 212,- |
| | short + long | 1116x598 | — | — | — | 9,0 | 31592 | 212,- |
| | briefly | 919x571 | 5,0 | 31602 | 99,- | — | — | — |
| | briefly | 919x571 | 5,0 | 31601 | 99,- | — | — | — |
| | lang | 1319x579 | 7,5 | 316014 | 112.50 | — | — | — |
| | lang | 1319x579 | 7,5 | 316013 | 112.50 | — | — | — |
| | short + long | 670x623 | 4,0 | 315913 | 112.50 | — | — | — |
| | short + long | 670x623 | 4,0 | 315914 | 112.50 | — | — | — |



Rigid window

| Ford Transit Custom 7/2013-2022 | | | Rigid windows | | | Sliding window | | |
|---------------------------------|--------------|----------------------------|---------------|----------|-------|----------------|----------|-------|
| Installation position | Wheelbase | Outer dimension W x H (mm) | Weight (kg) | Item no. | Price | Weight (kg) | Item no. | Price |
| | short + long | 1199x566 | — | — | — | 8,0 | 31595 | 362,- |
| ** | short + long | 1208x566 | — | — | — | 8,0 | 31594 | 362,- |



Windows rear doors

ATTENTION: **Does not fit vehicles with sliding door on the left.

MAXIVANS

SAFETY GLASS

LIGHT-THROUGH-LATENESS: 18%

E
ECE R43



NEW



| F. Ducato/P. Boxer/C. Jumper from 2007 O. Movano from 2021 | | | Rigid windows | | | Sliding window | | |
|---|---|----------------------------|---------------|----------|-------|----------------|----------|-------|
| Installation position | Vehicle lengths (mm) | Outer dimension W x H (mm) | Weight (kg) | Item no. | Price | Weight (kg) | Item no. | Price |
| | 5413/5998/6363 | 1400x665 | 9,0 | 316190 | 159,- | 10,5 | 31619 | 257,- |
| ** | 5413/5998/6363 | 1434x665 | 9,0 | 316200 | 159,- | 10,5 | 31620 | 257,- |
| | 5998/6363 | 1360x585 | 8,5 | 316220 | 145,- | 9,5 | 31622 | 243,- |
| | 5998/6363 | 1360x585 | 8,5 | 316210 | 159,- | 9,5 | 31621 | 251,- |
| | 6363 | 1128x665 | 7,3 | 316230 | 149,- | 8,5 | 31623 | 244,- |
| | 6363 | 1128x665 | 7,3 | 316240 | 149,- | 8,5 | 31624 | 244,- |
| | 4963/5413/5998/6363 | 826x665 | 5,3 | 31625 | 98,- | — | — | — |
| | 4963/5413/5998/6363 | 826x665 | 5,3 | 31626 | 98,- | — | — | — |
| 270° | 4963/5413/5998/6363 (For 270° door hinges) | 826x670 | 5,3 | 31627 | 108,- | — | — | — |
| 270° | 4963/5413/5998/6363 (For 270° door hinges) | 826x670 | 5,3 | 31628 | 108,- | — | — | — |

| MB Sprinter 2007-2018 | | | Rigid windows | | | Sliding window | | |
|-----------------------|----------------------|----------------------------|---------------|----------|-------|----------------|----------|-------|
| Installation position | Vehicle lengths (mm) | Outer dimension W x H (mm) | Weight (kg) | Item no. | Price | Weight (kg) | Item no. | Price |
| | 5910/6945/7345 | 1405x766 | — | — | — | 12,0 | 315002 | 326,- |
| ** | 5910/6945/7345 | 1408x766 | — | — | — | 12,0 | 315003 | 326,- |
| | 6945/7345 | 1416x706 | 10,5 | 315001 | 170,- | — | — | — |
| | 6945/7345 | 1422x766 | 10,5 | 315000 | 170,- | — | — | — |
| | 5910/6945/7345 | 818x800 | 6,3 | 315004 | 179,- | — | — | — |
| | 5910/6945/7345 | 818x800 | 6,3 | 315005 | 179,- | — | — | — |

| MB Sprinter from 2019 | | | Rigid windows | | |
|-----------------------|----------------------|----------------------------|---------------|----------|-------|
| Installation position | Vehicle lengths (mm) | Outer dimension W x H (mm) | Weight (kg) | Item no. | Price |
| | 5932/6977/7367 | 775x775 | 6,0 | 315006 | 193,- |
| | 5932/6977/7367 | 775x775 | 6,0 | 315007 | 193,- |

| VW Crafter 2007-2018 | | | Rigid windows | | | Sliding window | | |
|-----------------------|----------------------|----------------------------|---------------|----------|-------|----------------|----------|-------|
| Installation position | Vehicle lengths (mm) | Outer dimension W x H (mm) | Weight (kg) | Item no. | Price | Weight (kg) | Item no. | Price |
| | 5910/6945/7345 | 1405x766 | — | — | — | 12,0 | 315002 | 326,- |
| ** | 5910/6945/7345 | 1408x766 | — | — | — | 12,0 | 315003 | 326,- |
| | 6945/7345 | 1416x706 | 10,5 | 315001 | 170,- | — | — | — |
| | 6945/7345 | 1422x766 | 10,5 | 315000 | 170,- | — | — | — |
| | 5910/6945/7345 | 818x800 | 6,3 | 315004 | 179,- | — | — | — |
| | 5910/6945/7345 | 818x800 | 6,3 | 315005 | 179,- | — | — | — |

| VW Crafter from 2018 | | | Rigid windows | | | Sliding window | | |
|-----------------------|----------------------|----------------------------|---------------|----------|-------|----------------|----------|-------|
| Installation position | Vehicle lengths (mm) | Outer dimension W x H (mm) | Weight (kg) | Item no. | Price | Weight (kg) | Item no. | Price |
| | 5986/6836/7391 | 1488x713 | — | — | — | 11,5 | 31710 | 369,- |
| ** | 5986/6836/7391 | 1492x713 | — | — | — | 11,5 | 31711 | 369,- |
| | 6836/7391 | 1455x637 | — | — | — | 11,0 | 31712 | 369,- |
| | 6836/7391 | 1455x702 | — | — | — | 11,5 | 31713 | 369,- |
| | 6836/7391 | 883x682 | — | — | — | 7,5 | 31714 | 349,- |
| | 6836/7391 | 883x682 | — | — | — | 7,5 | 31715 | 349,- |
| | 5986/6836/7391 | 776x649 | 5,0 | 31716 | 155,- | — | — | — |
| | 5986/6836/7391 | 776x649 | 5,0 | 31717 | 155,- | — | — | — |

| NEW: Ford Transit V 363 from 2014 | | | Rigid windows | | | Sliding window | | |
|-----------------------------------|----------------------|----------------------------|---------------|----------|-------|----------------|----------|-------|
| Installation position | Vehicle lengths (mm) | Outer dimension W x H (mm) | Weight (kg) | Item no. | Price | Weight (kg) | Item no. | Price |
| | 5531/5981/6704 | 1369x754 | — | — | — | 11,0 | 31730 | 349,- |
| ** | 5531/5981/6704 | 1369x754 | — | — | — | 11,0 | 31731 | 349,- |
| | 5981/6704 | 972x723 | 8,0 | 31732 | 205,- | — | — | — |
| | 5981/6704 | 977x729 | 8,0 | 31733 | 205,- | — | — | — |
| | 5981 | 672x718 | 5,5 | 31734 | 185,- | — | — | — |
| | 5981 | 672x718 | 5,5 | 31735 | 185,- | — | — | — |

ATTENTION: **Does not fit vehicles with sliding door on the left.

TINTED SAFETY GLASS WINDOWS RW ECO



OPTIONAL
Blackout system
with privacy and
Mosquito protection
pleated blind
with magnetic closure



SAFETY GLASS

LIGHT-THROUGH-LATENESS: 20%

WITH VENTILATION-POSITION

MATERIAL FRAME: ALU

FOR WALL-STRENGTHS FROM 30-32 mm

CORNER RADIUS WINDOW-FRAMEWORK: 75 mm

ECE R43

OPTIONAL AVAILABLE

DARKENING PLISSEE

MOSKITO-PROTECTION PLISSEE

MATERIAL FRAME: ALU

Window RW Eco

| Detail W x H (mm) | Outer dimension W x H (mm) | Viewing ca. W x H (mm) | Max. Opening (degree) | Exhibitor | Weight (kg) | Item no. | Price |
|-------------------|----------------------------|------------------------|-----------------------|-------------------------------|-------------|--------------|--------------|
| 350x500 | 397x554 | 245x435 | 54° | 1 x stainless steel. stepless | 2,8 | 31880 | 138,- |
| 500x300 | 547x354 | 395x250 | 26° | 2 x Kunstst. 3 level | 2,6 | 31881 | 131,- |
| 500x350 | 547x404 | 395x300 | 27° | 1 x stainless steel. stepless | 2,8 | 31889 | 134,- |
| 500x450 | 547x504 | 395x400 | 47° | 1 x stainless steel. stepless | 3,3 | 31882 | 161,- |
| 600x450 | 647x504 | 495x400 | 47° | 2 x stainless steel. stepless | 4,5 | 31870 | 174,- |
| 700x300 | 747x354 | 595x250 | 26° | 2 x Kunstst. 3 level | 3,4 | 31883 | 160,- |
| 700 x 400 | 747x454 | 595x350 | 50° | 2 x stainless steel. stepless | 4,5 | 31871 | 182,- |
| 700 x 450 | 747x504 | 595x400 | 47° | 2 x stainless steel. stepless | 4,7 | 31872 | 189,- |
| 800 x 450 | 847x504 | 695x400 | 47° | 2 x stainless steel. stepless | 5,2 | 31884 | 238,- |
| 900 x 450 | 947x504 | 795x400 | 47° | 2 x stainless steel. stepless | 5,6 | 31885 | 241,- |
| 900 x 500 | 947x554 | 795x450 | 54° | 2 x stainless steel. stepless | 6,3 | 31886 | 242,- |
| 1000x500 | 1047x554 | 895x450 | 54° | 2 x stainless steel. stepless | 6,8 | 31887 | 254,- |

Blackout system

| Outer dimension W x H (mm) | Item no. | Price |
|----------------------------|---------------|---------------|
| 381x546 | 318801 | 93,- |
| 531x346 | 318811 | 91,- |
| 531x396 | 318891 | 89,- |
| 531x496 | 318821 | 96,- |
| 631x496 | 318701 | 97,- |
| 731x346 | 318831 | 105,- |
| 731x446 | 318711 | 102,- |
| 731x496 | 318721 | 106,- |
| 831x496 | 318841 | 119.90 |
| 931x496 | 318851 | 123,- |
| 931x546 | 318861 | 127,- |
| 1031x546 | 318871 | 133,- |

TINTED SAFETY GLASS WINDOWS RW MOTION



OPTIONAL
Blackout system
with privacy and
Mosquito protection
pleated blind
with magnetic closure



SAFETY GLASS

DOUBLE GLASS

LIGHT-THROUGH-LATENESS: 20%

LEFT AND RIGHT MONTIER-BAR

MATERIAL FRAME: ALU

FOR WALL-STRENGTHS FROM 30 mm

CORNER RADIUS WINDOW-FRAMEWORK: 87 mm

ECE R43

OPTIONAL AVAILABLE

DARKENING PLISSEE

MOSKITO-PROTECTION PLISSEE

MATERIAL FRAME: PVC


Window RW Motion

| Detail W x H (mm) | Outer dimension W x H (mm) | Viewing ca. W x H (mm) | Weight (kg) | Item no. | Price |
|-------------------|----------------------------|------------------------|-------------|--------------|--------------|
| 500x300 | 528x328 | 380x225 | 4,8 | 31657 | 148,- |
| 500x350 | 528x378 | 380x275 | 6,5 | 31650 | 172,- |
| 500x450 | 528x478 | 380x375 | 6,6 | 31654 | 199,- |
| 600x350 | 628x378 | 480x275 | 6,2 | 31653 | 182,- |
| 600x450 | 628x478 | 480x375 | 7,7 | 31658 | 193,- |
| 700 x 300 | 728x328 | 580x225 | 6,4 | 31659 | 187,- |
| 700 x 400 | 728x428 | 580x325 | 8,0 | 31660 | 211,- |
| 700x450 | 728x478 | 580x375 | 8,7 | 31661 | 226,- |
| 800x340 | 828x368 | 680x265 | 7,8 | 31656 | 207,- |
| 800x400 | 828x428 | 680x325 | 8,9 | 31651 | 222,- |
| 800x450 | 828x478 | 680x375 | 9,9 | 31655 | 245,- |
| 900x450 | 928x478 | 780x375 | 10,8 | 31662 | 239,- |
| 900x500 | 928x528 | 780x425 | 11,8 | 31663 | 379,- |
| 960x450 | 988x478 | 840x375 | 11,4 | 31652 | 262,- |
| 1000x500 | 1028x528 | 880x425 | 12,9 | 31664 | 309,- |

Blackout system

| Outer dimension W x H (mm) | Item no. | Price |
|----------------------------|---------------|--------------|
| 567x407 | 316571 | 78,- |
| 567x457 | 316501 | 93.90 |
| 567x557 | 316541 | 89,- |
| 667x457 | 316531 | 87,- |
| 667x557 | 316581 | 112,- |
| 767x407 | 316591 | 89,- |
| 767x507 | 316601 | 97,- |
| 767x557 | 316611 | 89,- |
| 867x447 | 316561 | 112,- |
| 867x507 | 316511 | 116,- |
| 867x557 | 316551 | 99,- |
| 967x557 | 316621 | 99,- |
| 967x607 | 316631 | 111,- |
| 1027x557 | 316521 | 116,- |
| 1067x607 | 316641 | 118,- |

UNIVERSAL SAFETY GLASS WINDOW



- SAFETY GLASS
- LIGHT-THROUGH-LATENESS: 18%
- LEFT AND RIGHT MONTIER-BAR
- CORNER RADIUS WINDOW-FRAMEWORK: 50 mm
- E ECE R43

| Outer dimension W x H (mm) | Weight (kg) | Item no. | Price |
|----------------------------|-------------|----------|-------|
| 460x280 | 1,3 | 31720 | 139,- |
| 500x350 | 1,7 | 31721 | 161,- |
| 500x450 | 2,2 | 31722 | 169,- |
| 600x350 | 2,1 | 31723 | 173,- |
| 800x340 | 2,6 | 31724 | 176,- |
| 800x450 | 3,5 | 31725 | 195,- |
| 900x450 | 3,9 | 31726 | 199,- |

ACRYLIC SLIDING WINDOWS RW STYLE SLIDE



RW Style Slide and RW Style can be combined well with each other on the vehicle, as they have the same optics.



OPTIONAL
Blackout system with privacy and Mosquito protection pleated blind with magnetic closure

- ACRYL-GLASS
- DOUBLE GLAST
- LIGHT-THROUGH-LATENESS: 10%
- UV CONSISTENT
- LEFT AND RIGHT MONTIER-BAR
- MATERIAL FRAME: ALU
- FOR WALL-STRENGTHS FROM 30-45 mm
- E ECE R43
- OPTIONAL AVAILABLE
- DARKENING PLSISSEE
- MOSKITO-PROTECTION PLSISSEE
- MATERIAL FRAME: ALU

Window RW Style Slide

| Detail W x H (mm) | Outer dimension W x H (mm) | Viewing ca. W x H (mm) | Window opening W x H (mm) | Weight (kg) | Item no. | Price |
|-------------------|----------------------------|------------------------|---------------------------|-------------|----------|-------|
| 500x450 | 527x477 | 330x330 | 120x373 | 2,7 | 318022 | 249,- |
| 700x300 | 727x327 | 520x180 | 220x223 | 2,6 | 318023 | 269,- |
| 700x400 | 727x427 | 520x280 | 220x323 | 4,0 | 318024 | 289,- |
| 900x450 | 927x477 | 720x330 | 320x373 | 4,8 | 318025 | 373,- |
| 1000x500 | 1027x527 | 820x380 | 370x423 | 5,9 | 318026 | 429,- |

Blackout system

| Outer dimension W x H (mm) | Item no. | Price |
|----------------------------|----------|-------|
| 528x478 | 3180010 | 93,- |
| 728x328 | 31800130 | 97,- |
| 728x428 | 3180020 | 103,- |
| 928x478 | 3180030 | 118,- |
| 1028x528 | 31800170 | 128,- |

Expected to be available Q2/2023



Window closes outside flush with the frame

RW Style Slide and RW Style can be combined well with each other on the vehicle, as they have the same optics.

OPTIONAL
Blackout system with privacy and Mosquito protection pleated blind with magnetic closure



- ACRYL-GLASS
- DOUBLE GLAST
- LIGHT-THROUGH-LATENESS: 10%
- DISK TO INSIDE WOODDED
- UV CONSISTENT
- WITH VENTILATION-POSITION
- MATERIAL FRAME: ALU
- FOR WALL-STRENGTHS FROM 30-35 mm
- ECE R43



Additional safety-latch on Closure latch

- OPTIONAL AVAILABLE
- DARKENING PLISSEE
- MOSKITO-PROTECTION PLISSEE
- MATERIAL FRAME: ALU

Window RW Style

| Detail W x H (mm) | Outer dimension W x H (mm) | Viewing ca. W x H (mm) | Max. Opening (degree) | Exhibitor (2 pcs.) | Weight (kg) | Item no. | Price |
|-------------------|----------------------------|------------------------|-----------------------|---------------------------|-------------|----------|-------|
| 350x500 | 377x527 | 295x425 | 70° | Stainless steel. stepless | 2,9 | 318009 | 166,- |
| 460x220 | 487x247 | 405x145 | 37° | Kunstst. 3 level | 2,3 | 318010 | 154,- |
| 500x300 | 527x327 | 445x225 | 37° | Kunstst. 3 level | 2,6 | 318011 | 159,- |
| 500x350 | 527x377 | 445x275 | 60° | Stainless steel. stepless | 3,1 | 318000 | 167,- |
| 500x450 | 527x477 | 445x375 | 70° | Stainless steel. stepless | 3,4 | 318001 | 186,- |
| 600x450 | 627x477 | 545x375 | 57° | Stainless steel. stepless | 3,9 | 318012 | 215,- |
| 700x300 | 727x327 | 645x225 | 37° | Kunstst. 3 level | 3,4 | 318013 | 197,- |
| 700x400 | 727x427 | 645x325 | 68° | Stainless steel. stepless | 4,1 | 318002 | 205,- |
| 700x450 | 727x477 | 645x375 | 70° | Stainless steel. stepless | 4,4 | 318014 | 252,- |
| 800x450 | 827x477 | 745x375 | 70° | Stainless steel. stepless | 4,9 | 318015 | 275,- |
| 900 x 450 | 927x477 | 845x375 | 70° | Stainless steel. stepless | 5,4 | 318003 | 282,- |
| 900x500 | 927x527 | 845x425 | 70° | Stainless steel. stepless | 5,8 | 318016 | 318,- |
| 1000x500 | 1027x527 | 945x425 | 70° | Stainless steel. stepless | 6,3 | 318017 | 343,- |
| 1000x800 | 1027x827 | 945x725 | 51° | Stainless steel. stepless | 8,8 | 318004 | 436,- |
| 1100x450 | 1127x477 | 1045x375 | 70° | Stainless steel. stepless | 6,4 | 318005 | 328,- |
| 1200x300 | 1227x327 | 1145x225 | 37° | Stainless steel. stepless | 5,4 | 318006 | 296,- |
| 1200x500 | 1227x527 | 1145x425 | 57° | Stainless steel. stepless | 7,3 | 318007 | 368,- |
| 1450x550 | 1477x577 | 1395x475 | 50° | Stainless steel. stepless | 9,2 | 318008 | 419,- |

Blackout system

| Outer dimension W x H (mm) | Item no. | Price |
|----------------------------|----------|-------|
| 378x528 | 3180090 | 84,- |
| 688x248 | 31800100 | 79,- |
| 528x328 | 31800110 | 79,- |
| 528x378 | 3180000 | 88,- |
| 528x478 | 3180010 | 93,- |
| 628x478 | 31800120 | 96,- |
| 728x328 | 31800130 | 97,- |
| 728x428 | 3180020 | 103,- |
| 728x478 | 31800140 | 105,- |
| 828x478 | 31800150 | 112,- |
| 928x478 | 3180030 | 118,- |
| 928x528 | 31800160 | 125,- |
| 1028x528 | 31800170 | 128,- |
| 1028x828 | 3180040 | 143,- |
| 1128x478 | 3180050 | 130,- |
| 1228x328 | 3180060 | 109,- |
| 1228x528 | 3180070 | 135,- |
| 1478x578 | 3180080 | 139,- |



Please pay attention during installation of the windows to ensure that the Adhesive surfaces load-bearing, dust-, are free of adhesives and grease.



For the installation of acrylic windows we recommend:

DEKAseal 8936

Can be used without primer. Dab-on sealant for window frames, open exterior surfaces, drains, roof hatches, hoses and cable penetrations. Application on paints, aluminum, ABS, PMMA or wood.

Danger: H315, H412

310 ml Anthracite 50030
310 ml Black 500314

GP* 60,97/ 1 liter 18.90
GP* 60,97/ 1 liter 18.90



Window closes outside flush with the frame



OPTIONAL
Blackout system with privacy and Mosquito protection pleated blind with magnetic closure

ACRYL-GLASS

DOUBLE GLAST

LIGHT-THROUGH-LATNESS: 40%

DISK TO INSIDE WOODED

UV CONSISTENT

WITH VENTILATION-POSITION

MATERIAL FRAME: ALU

FOR WALL-STRENGTHS FROM 28-32 mm

CORNER RADIUS WINDOW-FRAMEWORK: 75 mm

E
ECE R43

OPTIONAL AVAILABLE

DARKENING PLISSEE

MOSKITO-PROTECTION PLISSEE

MATERIAL FRAME: ALU

Window Comfort

| Detail W x H (mm) | Outer dimension W x H (mm) | Viewing ca. W x H (mm) | Max. Opening (degree) | Exhibitor (2 pcs.) | Weight (kg) | Item no. | Price |
|-------------------|----------------------------|------------------------|-----------------------|---------------------------|-------------|----------|-------|
| 350x500 | 380x530 | 295x425 | 70° | Stainless steel. stepless | 1,9 | 318100 | 161,- |
| 500x300 | 530x330 | 445x225 | 2/17/30° | Kunstst. 3 level | 1,9 | 318101 | 148,- |
| 500x350 | 530x380 | 445x275 | 2/17/30° | Kunstst. 3 level | 2,0 | 318102 | 162,- |
| 500x450 | 530x480 | 445x375 | 70° | Stainless steel. stepless | 2,1 | 318103 | 190,- |
| 600x450 | 630x480 | 545x375 | 70° | Stainless steel. stepless | 2,4 | 318104 | 217,- |
| 700x300 | 730x330 | 645x225 | 2/17/30° | Kunstst. 3 level | 2,5 | 318105 | 191,- |
| 700 x 400 | 730x430 | 645x325 | 70° | Stainless steel. stepless | 2,6 | 318106 | 226,- |
| 700 x 450 | 730x480 | 645x375 | 70° | Stainless steel. stepless | 2,7 | 318107 | 248,- |
| 800 x 450 | 830x480 | 745x375 | 70° | Stainless steel. stepless | 3,0 | 318108 | 277,- |
| 900 x 450 | 930x480 | 845x375 | 70° | Stainless steel. stepless | 3,2 | 318109 | 301,- |
| 900 x 500 | 930x530 | 845x425 | 70° | Stainless steel. stepless | 3,4 | 318110 | 325,- |
| 1000x500 | 1030x530 | 945x425 | 70° | Stainless steel. stepless | 3,6 | 318111 | 354,- |

Blackout system

| Outer dimension W x H (mm) | Item no. | Price |
|----------------------------|----------|-------|
| 392x542 | 3181000 | 79,- |
| 542x342 | 3181001 | 71,- |
| 542x392 | 3181002 | 79,- |
| 542x492 | 3181003 | 94,- |
| 642x492 | 3181004 | 107,- |
| 742x342 | 3181005 | 94,- |
| 742x442 | 3181006 | 111,- |
| 742x492 | 3181007 | 103,- |
| 842x492 | 3181008 | 119,- |
| 942x492 | 3181009 | 130,- |
| 942x542 | 3181010 | 139,- |
| 1042x542 | 3181011 | 139,- |

RW Compact and RW Van can be easily combine with each other on the vehicle, as they have the same optics.



Window closes outside flush with the frame

OPTIONAL
Blackout system with privacy and Mosquito protection pleated blind with magnetic closure



- ACRYL-GLASS
- DOUBLE GLAST
- LIGHT-THROUGH-LATENESS: 10%
- DISK TO INSIDE WOODED
- UV CONSISTENT
- WITH VENTILATION-POSITION
- MATERIAL FRAME: ALU
- FOR WALL-STRENGTHS FROM 30-32 mm
- CORNER RADIUS WINDOW-FRAMEWORK: 75mm
- ECE R43

- OPTIONAL AVAILABLE
- DARKENING PLISSEE
- MOSKITO-PROTECTION PLISSEE
- MATERIAL FRAME: ALU

| Window RW Compact | | | | | | | |
|-------------------|----------------------------|------------------------|-----------------------|---------------------------|-------------|----------|-------|
| Detail W x H (mm) | Outer dimension W x H (mm) | Viewing ca. W x H (mm) | Max. Opening (degree) | Exhibitor (2 pcs.) | Weight (kg) | Item no. | Price |
| 350x500 | 378x528 | 290x430 | 62° | Stainless steel. stepless | 2,2 | 31890 | 184,- |
| 500x300 | 528x328 | 440x260 | 37° | Kunstst. 3 level | 2,1 | 31891 | 163,- |
| 500x350 | 528x378 | 440x290 | 40° | Stainless steel. stepless | 2,2 | 31901 | 182,- |
| 500x450 | 528x478 | 440x390 | 55° | Stainless steel. stepless | 2,8 | 31892 | 213,- |
| 600x450 | 628x478 | 540x390 | 55° | Stainless steel. stepless | 3,4 | 31899 | 220,- |
| 700x300 | 728x328 | 640x240 | 37° | Kunstst. 3 level | 2,9 | 31893 | 213,- |
| 700 x 400 | 728x428 | 640x340 | 48° | Stainless steel. stepless | 3,5 | 31900 | 233,- |
| 700 x 450 | 728x478 | 640x390 | 55° | Stainless steel. stepless | 3,6 | 31902 | 263,- |
| 800 x 450 | 828x478 | 740x390 | 55° | Stainless steel. stepless | 4,2 | 31894 | 310,- |
| 900 x 450 | 928x478 | 840x390 | 55° | Stainless steel. stepless | 4,7 | 31895 | 318,- |
| 900 x 500 | 928x528 | 840x440 | 65° | Stainless steel. stepless | 5,0 | 31896 | 321,- |
| 1000x500 | 1028x528 | 940x440 | 62° | Stainless steel. stepless | 5,4 | 31897 | 336,- |

| Blackout system | | |
|----------------------------|----------|-------|
| Outer dimension W x H (mm) | Item no. | Price |
| 377x544 | 318901 | 105,- |
| 527x344 | 318911 | 104,- |
| 527x394 | 319011 | 103,- |
| 527x494 | 318921 | 109,- |
| 627x494 | 318991 | 121,- |
| 727x344 | 318931 | 119,- |
| 727x444 | 319001 | 125,- |
| 727x494 | 319021 | 118,- |
| 827x494 | 318941 | 136,- |
| 927x494 | 318951 | 139,- |
| 927x544 | 318961 | 145,- |
| 1027x544 | 318971 | 151,- |

RW Compact and RW Van can be easily combine with each other on the vehicle, as they have the same optics.

The curved aluminum frame (Radius: 5000 mm) adapts perfectly to the contour of the vehicle.

Window closes outside flush with the frame



OPTIONAL
Blackout system with privacy and Mosquito protection pleated blind with magnetic closure



ACRYL-GLASS

DOUBLE GLAST

LIGHT-THROUGH-LATENESS: 10%

DISK TO INSIDE WOODED

UV CONSISTENT

WITH VENTILATION-POSITION

MATERIAL FRAME: ALU

FOR WALL-STRENGTHS FROM 32-34 mm

CORNER RADIUS WINDOW-FRAMEWORK: 75 mm

E
ECE R43

OPTIONAL AVAILABLE

DARKENING PLISSEE

MOSKITO-PROTECTION PLISSEE

MATERIAL FRAME: ALU


Windows RW Van

| Detail W x H (mm) | Outer dimension W x H (mm) | Viewing ca. W x H (mm) | Max. Opening (degree) | Exhibitor (2 pcs.) | Weight (kg) | Item no. | Price |
|-------------------|----------------------------|------------------------|-----------------------|---------------------------|-------------|----------|-------|
| 280x380 | 308x407 | 225x325 | 33° | Stainless steel. stepless | 1,7 | 31911 | 215,- |
| 350x500 | 377x527 | 295x445 | 62° | Stainless steel. stepless | 2,6 | 31929 | 275,- |
| 490x500 | 518x527 | 435x445 | 62° | Stainless steel. stepless | 3,0 | 31912 | 294,- |
| 500x300 | 528x327 | 445x245 | 37° | Kunstst. 3 level | 3,1 | 31924 | 254,- |
| 500x500 | 528x527 | 445x445 | 62° | Stainless steel. stepless | 3,0 | 31919 | 295,- |
| 600x450 | 628x477 | 545x395 | 55° | Stainless steel. stepless | 3,3 | 31917 | 321,- |
| 600x600 | 628x627 | 545x545 | 45° | Stainless steel. stepless | 4,0 | 31925 | 356,- |
| 750x455 | 778x477 | 695x400 | 54° | Stainless steel. stepless | 3,9 | 31913 | 346,- |
| 800x500 | 828x527 | 745x445 | 65° | Stainless steel. stepless | 4,5 | 31927 | 365,- |
| 818x315 | 846x342 | 763x260 | 37° | Kunstst. 3 level | 3,3 | 31914 | 299,- |
| 900 x 400 | 928x427 | 845x345 | 55° | Stainless steel. stepless | 4,2 | 31918 | 391,- |
| 900x450 | 928x477 | 845x395 | 55° | Stainless steel. stepless | 4,4 | 31916 | 403,- |
| 900x500 | 928x527 | 845x445 | 65° | Stainless steel. stepless | 4,9 | 31928 | 404,- |
| 960x450 | 988x477 | 905x395 | 55° | Stainless steel. stepless | 4,8 | 31910 | 419,- |
| 985x465 | 1013x482 | 930x410 | 52° | Stainless steel. stepless | 5,1 | 31915 | 442,- |
| 1100x600 | 1128x627 | 1045x545 | 58° | Stainless steel. stepless | 6,7 | 31926 | 492,- |


Blackout system

| Outer dimension W x H (mm) | Item no. | Price |
|----------------------------|----------|-------|
| 307x420 | 319111 | 117,- |
| 377x540 | 319291 | 142,- |
| 517x540 | 319121 | 151,- |
| 527x340 | 319241 | 137,- |
| 527x540 | 319191 | 152,- |
| 627x490 | 319171 | 132,- |
| 627x640 | 319251 | 172,- |
| 777x495 | 319131 | 177,- |
| 827x540 | 319271 | 153,- |
| 845x355 | 319141 | 153,- |
| 927x440 | 319181 | 166,- |
| 927x490 | 319161 | 172,- |
| 927x540 | 319281 | 176,- |
| 987x490 | 319101 | 162,- |
| 1012x505 | 319151 | 188,- |
| 1127x640 | 319261 | 209,- |



- ACRYL-GLASS
- DOUBLE GLAST
- LIGHT-THROUGH-LATENESS: 40%
- DISK TO OUTSIDE WOODED
- UV CONSIS-TENT
- EXHIBITOR WITH FIXED-SCREW
- MATERIAL FRAME: ASA
- FOR WALL-STRENGTHS FROM 28-32 mm
- CORNER RADI-US WINDOW-FRAMEWORK: 12 mm
- 

INCLUSIVE
Blackout system with privacy and Mosquito protection pleated blind with magnetic closure




| Detail W x H (mm) | Outer dimension W x H (mm) | Viewing ca. W x H (mm) | Max. Opening (degree) | Weight (kg) | Item no. | Price |
|-------------------|----------------------------|------------------------|-----------------------|-------------|----------|-------|
| 500 x 300 | 529 x 329 | 375x175 | 32° | 2 | 318581 | 274,- |
| 500 x 350 | 529 x 379 | 375x225 | 60° | 3,7 | 318580 | 279,- |
| 500 x 450 | 529 x 479 | 375x325 | 70° | 4,2 | 31858 | 313,- |
| 700 x 400 | 729x429 | 575x275 | 70° | 5,5 | 31859 | 366,- |
| 900x450 | 929x479 | 775x325 | 70° | 7,0 | 31857 | 377,- |
| 900x550 | 929x579 | 775x425 | 70° | 8,0 | 318582 | 405,- |
| 1100x450 | 1129x479 | 975x325 | 70° | 8,5 | 31855 | 399,- |
| 1200x500 | 1229x529 | 1075x375 | 78° | 9,5 | 31868 | 467,- |
| 1450x550 | 1479x579 | 1375x425 | 70° | 13,0 | 31869 | 589,- |

- IN SUPPLY-SCOPE INCLUDED
- DARKENING PLISSEE
- MOSKITO-PROTECTION PLISSEE
- MATERIAL FRAME: PLASTIC



Window closes outside flush with the frame

- ACRYL-GLASS
- DOUBLE GLAST
- LIGHT-THROUGH-LATENESS: 40%
- DISK TO INSIDE WOODED
- UV CONSIS-TENT
- WITH VENTILATI-ON-POSITION
- EXHIBITOR WITH FIXED-SCREW
- MATERIAL FRAME: ASA
- FOR WALL-STRENGTHS FROM 28-32 mm
- CORNER RADI-US WINDOW-FRAMEWORK: 12 mm
- 

INCLUSIVE
Blackout system with privacy and Mosquito protection pleated blind with magnetic closure



| Detail W x H (mm) | Outer dimension W x H (mm) | Viewing ca. W x H (mm) | Max. Opening (degree) | Weight (kg) | Item no. | Price |
|-------------------|----------------------------|------------------------|-----------------------|-------------|----------|-------|
| 500 x 350 | 529 x 379 | 400x265 | 45° | 3,2 | 318500 | 279,- |
| 500 x 450 | 529 x 479 | 400x365 | 45° | 3,75 | 318501 | 299,- |
| 900x350 | 929x379 | 800x265 | 45° | 6,32 | 318507 | 365,- |
| 900x450 | 929x479 | 800x365 | 45° | 5,93 | 318502 | 388,- |
| 1000x800 | 1029x829 | 900x715 | 50° | 12,4 | 318506 | 575,- |
| 1100x450 | 1129x479 | 1000x365 | 45° | 7,05 | 318503 | 415,- |
| 1200x300 | 1229x329 | 1100x215 | 12° | 7,67 | 318504 | 382,- |
| 1200x500 | 1229x529 | 1100x415 | 45° | 8,09 | 318505 | 485,- |

- IN SUPPLY-SCOPE INCLUDED
- DARKENING PLISSEE
- MOSKITO-PROTECTION PLISSEE
- MATERIAL FRAME: PLASTIC

- ACRYL-GLASS**
- DOUBLE GLAST**
- LIGHT-THROUGH-LATENESS: 10%**
- DISK TO OUTSIDE WOODED**
- UV CONSISTENT**
- 3 LEVELS-OFF-STELLER**
- FRAME-LOS**
- ECE R43**



OPTIONAL
Blackout system with privacy and Mosquito protection pleated blind with magnetic closure




The curved acrylic glass (Radius: 5800 mm) adapts perfectly to the contour of the vehicle.

- OPTIONAL AVAILABLE**
- DARKENING PLISSEE**
- MOSKITO-PROTECTION PLISSEE**
- MATERIAL FRAME: ALU**

| Acrylic windows for box van | | | | | | |
|-----------------------------|-------------------|----------------------------|-----------------------|-------------|----------|-------|
| Installation position | Detail W x H (mm) | Outer dimension W x H (mm) | Max. Opening (degree) | Weight (kg) | Item no. | Price |
| Page | 260x560 | 340x653 | 60° | 1,6 | 31920 | 169,- |
| Page | 735x560 | 814x653 | 60° | 4,6 | 31922 | 243,- |
| Sliding door | 970x560 | 1050x653 | 60° | 5,8 | 31923 | 274,- |
| Tail | 620x560 | 700x653 | 60° | 4,1 | 31921 | 199,- |

| Blackout system | | |
|----------------------------|----------|-------|
| Outer dimension W x H (mm) | Item no. | Price |
| 347x669 | 319201 | 102,- |
| 822x669 | 319221 | 119,- |
| 1057x669 | 319231 | 129,- |
| 707x669 | 319211 | 117,- |

Not suitable for replacing the original glazing. Rear window does not fit with the 270° door hinges (Fiat Ducato).



Order at the same time:

- ① **Sealing rubber profile self-adhesive, for curtain wall windows**
For wall thicknesses of 28-32 mm. Self-adhesive. Color: Black

| | | | |
|------|--------------|----------------|--------------|
| 4 m | GP 13,49/1 m | 322704 | 53,95 |
| 40 m | GP 12,47/1 m | 3227040 | 499,- |
- ② **Filler profile for rubber sealing profile 322704/3227040**
Color: gray, dimensions: 23 mm x 0.9 mm.

| | | | |
|------|-------------|---------------|--------------|
| 10 m | GP 1,10/1 m | 322730 | 10,95 |
|------|-------------|---------------|--------------|

CURTAIN ACRYLIC DISPLAY WINDOWS



Opening window for Fiat Ducato, Peugeot Boxer and Citroën Jumper from 7/2006, Opel Movano from 2021

- Optimally adapted to the contour of the vehicle
- Very good privacy protection due to black tint
- Low loss of brightness in the interior
- No protruding fittings - maximum possible safety
- Thermal protection through acrylic insulating glazing

Scope of delivery: window with exhibitor, bolt locks and rubber profile

- ① **Sliding door window**
1051 x 650 mm for cut-out size 985 x 465 mm, 2 locking bolts

| | | |
|--|--------------|--------------|
| | 32200 | 419,- |
|--|--------------|--------------|

Side window (not shown) 816 x 650 mm for cut-out dimension 750 x 465 mm, 2 locking bolts

| | | |
|--|--------------|--------------|
| | 32204 | 307,- |
|--|--------------|--------------|
- ② **Side frames** 566 x 650 mm for cut-out size 500 x 520 mm.

| | | |
|-----------------|--------------|--------------|
| 2 locking latch | 32201 | 245,- |
| Frosted glass | 32202 | 257,- |
- ③ **Rear window** 816 x 650 mm for cut-out dimension 550 x 490 mm.

| | | |
|----------------|---------------|--------------|
| 1 locking bolt | 32203* | 302,- |
|----------------|---------------|--------------|

These windows are suitable for panel vans (not suitable for replacing the original glazing).
*Rear window does not fit with the 270° door hinges.

CARBEST
INNOVATIONS FOR MOBILE LIFE



Sliding window for horse trailer – RW TRAILER

Window for horse trailers with protective grid, provides ventilation as well as protection from insects due to integrated mosquito net. Lockable and lockable from the outside. For 40 mm wall thickness, corner radius 100 mm. Width 790 mm, height 515 mm

31970 349,-



With sealing rubber

Real glass sliding window

Black aluminum frame, gray tinted lens
Usable left and right Corner radius: 85R

| Cut-out dimension W x H (mm) | Overall dimension W x H (mm) | ca. weight | Art. No. | Price |
|---------------------------------|---------------------------------|------------|----------|-------|
| 400 x 300 | 433 x 333 | 3,1 kg | 31610 | 189,- |
| 800 x 400 | 833 x 433 | 6,9 kg | 31850 | 235,- |
| 960 x 450 | 993 x 483 | 8,8 kg | 31612 | 245,- |
| 600 x 250 | 633 x 283 | 3,8 kg | 31613 | 199,- |
| 500 x 450 | 533 x 483 | 5,1 kg | 31614 | 219,- |
| 800 x 450 | 833 x 483 | 7,5 kg | 31615 | 239,- |
| 800 x 340 | 833 x 373 | 6,1 kg | 31616 | 229,- |



from 292,-

① Aluminum high roof vent window

- Ideal for alcoves or high roofs
- Sturdy aluminum frame
- Safety glass pane without tint
- Angle of swing max. 90
- Aluminum display with manual locking screw
- Wall thicknesses from 30-35 mm, cut-out dimensions 460 x 160 mm

| | | |
|---------------------------------|-------|-------|
| Frame color black | 34435 | 292,- |
| Frame color silver | 34432 | 299,- |
| ② Window display, length 20 cm | 34475 | 18,95 |
| Replacement pane (without fig.) | 34433 | 223,- |



Rear window insert for VW T6 with integrated hinged window S7P 5000

- Rear window insert made of GRP
- For good ventilation in the sleeping area of the VW bus
- Acrylic vent windows with tinted double glazing for excellent thermal insulation
- Pane closes flush with the frame on the outside
- Lightweight aluminum frame, black color

Window incl. frame: 980x480 mm. A rear window wiper, if present, is not required. For wall thicknesses of 22-43 mm. Supplied without interior trim.

31299 850,-

Blackout system for hinged windows S7P 5000

Pleated blind with homely honeycomb pattern and black flyscreen in flat-fitting cassette. The roller blinds can be adjusted continuously.

31324 485,-

CARBEST
INNOVATIONS FOR MOBILE LIFE

① Porthole - RW NAUTIC Ø 295 mm

- Tinted acrylic
- Double glazed
- UV-resistant
- Powder coated aluminum frame, black
- For wall thicknesses of 40 mm



Rigid

Rigid version (cannot be opened), outer Ø: 323 mm, window Ø: 295 mm. Weight: ca. 1.4 kg.

32263 109,-

② Blackout system for RW NAUTIC with privacy and mosquito protection pleated with magnetic closure. Aluminum frame, white. Overall dimensions: 374x318 mm, weight: ca. 1 kg

322631 59,90



Portholes rigid or hinged

Double glazed, Glass color: Grey

③ Rigid porthole incl. rubber profile for clean interior closure

For wall thickness 25-27 mm.

Ø 282 mm, cut-out dimension: 300 mm

32260 110,90

Ø 362 mm, cut-out dimension: 380 mm

32261 130,70


④ Porthole openable

Dimensions: 404 x 426 mm, cut-out dimension: 350 mm, suitable for wall thickness: 28-32 mm, incl. upper hinge strip + 1 exhibitor, with fine screen printing around the edge

32265 225,-

⑤ Porthole exhibitor 32265

Length ca. 19 cm 32278 26,80



Rigid



Exhibitable



ROOF HOODS



HOOD MILK-GLASS

12V VENT

HOOD WHITE



When mounting a roof hood, we additionally recommend the installation of a front spoiler

Indirect 12V LED-Ambient lighting in the Inner frame (318021 only)

Roof hoods for wet rooms

28x28 cm



- Ideal for wet cells and sanitary areas
- Mosquito protection included
- With inner frame, without forced ventilation

Cutout size: 280x280 mm
Overall dimension: 365x365 mm
Mounting height: 85 mm
For roof thicknesses from 25-80 mm

Power Vent with 12 V fan

Fan can rotate in both directions: For ventilation or for air extraction. Technical data fan: Power: 9.6W, Capacity 9 m³/h, noise level ≤ 50dB, Ø 175 mm, 5 fan blades, hood: white (opaque), inner frame: White.

Weight: ca. 2,3kg **31853 87,95**

Power Vent without 12 V fan

Hood: frosted glass look, interior frame: White.
Weight: ca. 2.1 kg **318530 69,95**

Aerodynamic roof hood

40x40 cm

DOUBLE GLAST

MAX. 70°

VER-DARKNESS

- UV resistant dark tinted acrylic glass
- Pleated blackout and mosquito protection
- With night lock
- With inner frame, without forced ventilation

Cutout size: 400x400 mm
Overall dimension: 500x500 mm
Mounting height: 106 mm
For roof thicknesses of 30-50 mm Weight: ca. 4,3 kg
Inner frame: White **31888 124,90**

Roof hoods with or without LED ambient lighting

40x40 cm

DOUBLE GLAST

MAX. 50°

VER-DARKNESS

- UV resistant tinted acrylic glass
- Interior frame with pleated darkening, mosquito protection and magnetic closure
- 2 openers for safe opening

Cutout dimensions: 400x400 mm
Overall dimension: 530x490 mm
Overall dimension of inner frame: ca. 540x520 mm
Opening angle up to 50
Mounting height: ca. 120 mm
Roof thickness: 28 - 50 mm
Weight: ca. 3.5 kg
Color inner frame: Signal white (RAL 9003)

Roof hood without LED lighting without forced ventilation **318020 124,90**

NEW! Roof hood without LED lighting with forced ventilation (ventilation opening ca. 100 cm²) **318027 124,90**

Roof hood with LED lighting (warm white) without forced ventilation **318021 149,-**



High quality design roof hoods with white acrylic frame

- 4 integrated LED lights with switch
- Double glazed dome
- Integrated blackout system
- Integrated insect screen

For roof thicknesses from 25-60 mm
Mounting height: ca. 98 mm
Interior frame: White

Design roof hoods 45x40 cm

Cut-out size: 452x402 mm
Overall dimensions: 577x577 mm. Weight: 5.8 kg

Without forced ventilation and LED lighting
31877 299,-

With forced ventilation and LED lighting
(ventilation opening: ca. 182 cm²)
318770 315,-

Design roof hoods 70x50 cm

Cutout size: 702x502 mm
Overall dimension: 818x617 mm. Weight: 8.3 kg

Without forced ventilation with LED lighting
31878 444,-

With forced ventilation with LED lighting
(ventilation opening: ca. 300 cm²)
318780 470,-

45x40 cm



70x50 cm



Roof hoods including inner frame with blackout system, mosquito net and 4 integrated LED lights with ON/OFF switch.

Panorama roof hoods

- Blackout system and mosquito protection
- 4 integrated LED lights with switch
- Tinted acrylic

For roof thicknesses from 25-60 mm
Mounting height: ca. 98 mm
Interior frame: White

Panorama roof hoods 45x40 cm

Cut-out size: 452x402 mm
Overall dimension: 577x577 mm

Panorama roof hood without forced ventilation
Weight: ca. 5.5 kg 31851 279,-

Panorama roof hood with forced ventilation,
Weight: ca. 5.5 kg, (ventilation opening: ca. 182 cm²)
318510 292,-

Panorama roof hoods 70x50 cm

Cut-out size: 702x502 mm
Overall dimension: 833x633 mm

Panorama roof hood without forced ventilation
Weight: ca. 8,0 kg 31854 469,-

Panorama roof hood with forced ventilation
Weight: ca. 8.0 kg, (ventilation opening: ca. 300 cm²)
318540 472,-

45x40 cm



70x50 cm



Roof hoods including inner frame with blackout system, mosquito net and 4 integrated LED lights with ON/OFF switch.

ROOF HOODS



28x28
cm

Without
Fan

Weight: 2.1 kg

In the colors:
White and Crystal



① VENT 28F with hood

- Ideal for small rooms, bathroom or kitchen
- Aerodynamically shaped outer dome for more contact pressure
- High quality, shockproof and UV resistant
- Permanent ventilation

Technical data: Cut-out dimension: 28x28 cm, outer dimension: 35x34,5 cm, roof thickness: 2,5-5 cm, height over roof 9 cm, dimensions of inner frame: 32x32 cm. Assembly according to the sandwich principle: no drilling on the roof, inner frame is screwed directly to the outer frame.

| | | |
|--------------------------------|-------|-------|
| White | 36033 | 97,90 |
| Crystal (slightly translucent) | 36038 | 82,10 |

② Kit Turbo Vent 28 F

| | | |
|---|-------|-------|
| Optional kit for ventilator retrofit of roof hood Vent 28 | 36009 | 79,80 |
|---|-------|-------|

| | | |
|------------------------------------|--------|-------|
| Kit frame 28 Fiat Ducato (o. Fig.) | 440469 | 79,80 |
|------------------------------------|--------|-------|



40x40
cm



Mini Heki STYLE 40 x 40 cm Small roof hatch - great light incidence

- Can be opened in 3 positions: fully open, half open, foul weather position
- Double acrylic glazing
- Aerodynamically shaped glass dome with handle
- With blackout blind and fly screen
- Suitable for roof thicknesses from 25 to 42 mm or 43 to 60 mm
- For motorhomes and caravans
- Fits perfectly into a standard opening

Convenient setting up of the dome via only one **adjustment bracket**, **3 grid positions** : Fully open, fan position and badweatherposition. Maximum opening angle: ca. 50°

Mounting: Clamping principle, outer frame is put on and sealed. The inner frame is simply clipped into place.

Technical data:

Cut-out dimension: 400 x 400 mm, outer dimension: 520x535 mm
Opening angle: 50°, weight: 3.3 kg, color: cream white

With forced venting

| | | |
|---------------------------------------|--------|--------|
| for roof thickness 25-42 mm | 38080 | 179,- |
| for roof thickness 43-60 mm | 38081 | 179,- |
| Replacement glass with forced venting | 380891 | 108,80 |

For the installation of the HEKI's you need

| | | |
|--------------------------------------|-------|-------|
| ca. 1 cartridge butyl sealant, white | 38062 | 15,75 |
| Seal for glass MINI HEKI, 1.65 m | 38063 | 6,90 |

Recommended maximum speed 130 km/h, depending on vehicle body and installation position. We recommend the installation of a spoiler (Art.- No. 36044 or 360442).



MaxxFan Deluxe Clear Glass

MaxxFan Deluxe White

MaxxFan Deluxe Smoke

MaxxFan Deluxe Roof Hood with Raincover

- Ventilation and deaeration with open outer hood
- Roof fan with closed outer hood
- Protection from rain even when open
- Patented, impact-resistant and UV-resistant outer hood
- Temperature selection through electronic thermostat
- Remote control or manual control in case of power failure
- 3 colors available
- Can be supplemented with a blackout blind (with or without LED lighting)

Equipment: 12 V ball bearing motor, 2 opening levers, mosquito net, remote control, manual control

| | | |
|----------------------------|--------|-------|
| MaxxFan Deluxe Clear Glass | 398192 | 479,- |
| MaxxFan Deluxe White | 39819 | 479,- |
| MaxxFan Deluxe Smoke | 398191 | 479,- |

Blackout Blind for MaxxFan Deluxe Roof Hood Without LED

| | | |
|----------------------------------|--------|-------|
| Lighting | 398193 | 85,- |
| With LED lighting (without fig.) | 398194 | 106,- |

WINDOW POCKETS/COVERING



Window bag for VW T6/T5

- Large storage volume with 2 interior compartments
- Easy installation without tools and modification to the vehicle
- Blackout function
- Robust, easy to clean and odorless imitation leather.

Window bag with handle for VW T5/T6/T6.1 California Ocean, Coast and Beach from Bj. 2003, side window rear right

1 net and 1 closed outside pocket for phone, glasses etc. Dimensions: ca. 80 x 46.5 x 12 cm

919169 89,95



CARBEST
INNOVATIONS FOR MOBILE LIFE



Window pockets for Pössl Campster / Citroën Spacetourer and similar

- Attachment without screws, removable at any time
- Extra storage space
- Blackout function
- Robust, durable material

Window pocket for the side window rear left and right. Suitable for Pössl Campster, Citroën Spacetourer and similar (Peugeot Traveller, Opel Zafira Life, Toyota Proace Verso), all length M (L2).

Large storage volume inside and two mesh outer pockets. Blackout function, with carrying handle.

Material: 100% polyester, Dimensions: 66 cm x 41 cm x 18 cm

Load capacity: max. 5 kg

Window pocket left side 919175 79,90
Window pocket right side 919176 79,90

Window pocket systems



from 26,95

Utensil pocket system as window covering

Window pockets For attachment to the sturdy window panels by means of Velcro. The bags for the window panels can be combined very well:

- ① Large bag, with thermal inner pocket 28 x 48 x 9 cm 919162 54,95
- ② Medium bag, 45 x 26 x 6 cm 919161 42,95
- ③ Small bag, 36 x 20 x 5 cm 919160 26,95

CARBEST
INNOVATIONS FOR MOBILE LIFE



④ Window panels

For darkening and holding the window pockets

All VW T5/T6 KR station wagon without comfort trim and California Beach/Multivan Startline KR until 2009.

Left 9191680 72,95 **Right** 9191681 72,95
(VW T5/6 LR in preparation)

Mercedes Vito "longwithoutComfort trim, glazed

Left 9191684 72,95 **Right** 9191685 72,95

Renault Trafic KR and vehicles of the same design as Opel Vivaro, Nissan NV 300, Fiat Talento) glazed, without comfort paneling

Left 9191686 72,95 **Right** 9191687 72,95



CONVERSION- ACCESSORIES FOR MINICAMPERS AND CAMPING BUSES


▪ CONTENT ▪

| | |
|---|---------|
| VENTILATION GRILLE/WIND DEFLECTOR | 226-227 |
| MOSQUITO NETS/DARKENING CAB | 228-231 |
| INSULATION/WEATHER PROTECTION | 232-237 |
| ACCESSORIES FOR MULTIVAN/CALIFORNIA BEACH | 238-239 |
| ACCESSORIES FOR CALIFORNIA OCEAN/BEACH .. | 240-241 |
| ACCESSORIES CITROEN SPACETOURER | 242-243 |
| WATER SYSTEMS/PUMPS/BOILERS/SINKS | 244-247 |
| COMPRESSOR COOLERS / REFRIGERATORS | 248-253 |
| SOLAR SYSTEMS/SOLAR ACCESSORIES..... | 254-261 |
| BATTERIES AND CHARGING TECHNOLOGY | 262-269 |
| INVERTER | 270-271 |
| PARKING HEATERS | 272-273 |
| AIR CONDITIONERS | 274-275 |
| POWER SUPPLY/CONTROL | 276-277 |
| KNOW-HOW/TIPS..... | 278-279 |
| GAS DETECTORS/ALARMS | 280-281 |
| SHINE | 282-285 |
| RAIN GUTTER HIGHRAIL/MULTIRAIL | 286-287 |
| AWNINGS / REAR TENTS / AWNINGS | 288-295 |

VENTILATION GRILLE

Fresh air fan for cab doors

- Burglar-proof ventilation and exhaust for the cab doors
- Delivery 2 pieces, driver side and passenger side
- With integrated mosquito net
- Visually high quality finish
- Optimal rain protection
- Quick to insert, easy to remove
- Multiple vents for optimal air circulation
- Standard aluminum version: Smooth, black coated
- Exclusive aluminum version: Structured, anthracite-coated with additional coated with additional ventilation slots in the front plate



Cab ventilation grille window grille, suitable VW Caddy

| | | | |
|-----------------------------------|---------------|--------|-------|
| VW Caddy 3+4, Exclusive | My. 2004-2020 | 46208 | 165,- |
| NEW: VW Caddy 5, Exclusive | from My. 2020 | 462080 | 165,- |



Citroën Berlingo II Peugeot Partner Tepee

| | | |
|------------------|-------|-------|
| My. 03/2008-2018 | 46116 | 124,- |
|------------------|-------|-------|



VW Transporter

| | | |
|------------------------|--------|--------|
| T5/T6 Standard >2003 | 461629 | 116,60 |
| T5/T6, Exclusive >2003 | 461630 | 145,- |
| VW T4 1990-2003 | 46145 | 116,- |
| VW LT 2 1996-2006 | 46155 | 99,50 |
| VW T2/T3 1979-1992 | 46144 | 99,50 |



Citroën Jumpy, Peugeot Expert, Toyota Proace and Spacetourer, Fiat Scudo and Ulysse

| | | |
|---------------|--------|-------|
| My. > 03/2016 | 461504 | 124,- |
|---------------|--------|-------|



Mercedes Vito/V-Class

| | | |
|-------------------------|--------|--------|
| >My. 01/2014, Exclusive | 461491 | 155,- |
| >My. 01/2014, Standard | 460851 | 134,50 |



| | | | |
|---|----------|--------|-------|
| Opel Vivaro, Renault Trafic, Nissan NV 300 until My. 2014 | per pair | 46197 | 99,50 |
| from My. 2014 | per pair | 460852 | 99,50 |
| Opel Movano B 2010-2020, Renault Master 3-4 Nissan Primestar >04/2010 (not shown) | | 461972 | 80,50 |



Ford Transit from My. 2000

| | | | |
|---------------|----------|--------|-------|
| from My. 2000 | per pair | 46157 | 99,50 |
| from My. 2014 | per pair | 460854 | 99,50 |



Ford Transit Custom and Tourneo Custom

| | | | |
|--|----------|--------|-------|
| with mosquito net from My. 2013 | per pair | 461571 | 93,50 |
| Tourneo Connect from My. 01/2014 (for rear side windows) | | 460856 | 97,90 |



MB Sprinter

| | | | |
|--------------------------------------|----------|--------|--------|
| until My. 2006 | per pair | 46153 | 99,50 |
| from My. 2007 | per pair | 46149 | 99,50 |
| from My. 2018 | per pair | 461490 | 100,50 |
| VW Crafter from My. 2006-2016 | | | |
| per pair | | 46149 | 99,50 |
| from My. 2017 | per pair | 461492 | 96,50 |



Fiat Ducato, Boxer, Citroën Jumper

| | | | |
|--|----------|--------|-------|
| With 3 vents for driver / passenger side | | | |
| My. 94 - 02 | per pair | 46152 | 99,50 |
| My. 02 - 06 | per pair | 46156 | 99,50 |
| from My. 2007 | per pair | 46148 | 99,50 |
| from My. 4/2014 | per pair | 461480 | 99,50 |

VENTILATION GRILLE FOR SLIDING WINDOWS

Airvent ventilation grille for sliding windows



- Fresh air in the living room,
- Effective aeration and ventilation
- Stable and burglar proof
- Quick to insert, locks into sliding window
- With mosquito net
- Rain cover - water runs off the outside

① **AIRvent - ventilation grille for Sliding window VW T6/T5** Execution in exclusive structure with completely circulating rubber piping for perfect sealing of the window

| | | |
|-------------------|---------------|--------------|
| Left | 461631 | 162,- |
| Right | 461632 | 162,- |
| Right for VW T6.1 | 461634 | 154,- |



VW T4

② **AIRvent large ventilation grille for sliding window VW T4**

| | | |
|-------|--------------|--------------|
| Right | 46159 | 115,- |
| Left | 46160 | 115,- |

③ **AIRvent small ventilation grille for sliding window VW T4**

| | | |
|-------|--------------|--------------|
| Right | 46161 | 58,90 |
| Left | 46162 | 58,90 |

AIRvent ventilation grille for sliding window VW Caddy My. 2004 - 2020 (without illustration) Standard: Surface. smooth black.

| | | |
|-------------|---------------|--------------|
| Sheet metal | | |
| Right | 46087 | 135,- |
| Left | 460871 | 135,- |



AIRvent ventilation grille for CARBEST VW T6.1/T6/T5 sliding window

With complete circumferential rubber piping for perfect sealing of the window.

| | | |
|---------------------------|---------------|--------------|
| Left, suitable for 31590 | 461600 | 162,- |
| Right, suitable for 31591 | 461601 | 162,- |



AIRvent for original sliding window. Fiat Ducato from My. 2007

Provides air exchange and prevents overheating of the interior.

| | | |
|------------------------------------|---------------|--------------|
| Wide version Driver side | 461483 | 132,- |
| Wide version Passenger side | 461484 | 132,- |



AIRvent for original sliding window. Fiat Talento, Nissan NV 300 from My. 2004

Provides air exchange and prevents overheating of the interior.

| | | |
|------------------------------------|---------------|--------------|
| Wide version Driver side | 461502 | 160,- |
| Wide version Passenger side | 461503 | 160,- |



For sliding windows Opel Vivaro, Renault Traffic

| | | |
|-----------------|---------------|--------------|
| Left from 2014 | 461973 | 162,- |
| Right from 2014 | 461974 | 162,- |



Ventilation grille (not shown)

Fiat Scudo

| | | |
|-------|---------------|--------------|
| Right | 461891 | 138,- |
| Left | 46189 | 138,- |

Opel Movano B

| | | |
|------|---------------|--------------|
| Pair | 461972 | 80,50 |
|------|---------------|--------------|

MOSQUITO NETS



Mosquito nets for VW Caddy and Citroën Spacetourer

- Easy attachment with elastic band or magnets
- Fine mesh flexible insect screen net
- No modification to the vehicle necessary
- Center door opening
- Zipper opening operable from inside and outside

The net can be used for the right and left sliding door. Due to the integrated elastic band or magnets, the attachment is simple and reliable (no Velcro, no push button). The tailgate net with 2 zippers can be rolled up and fixed. The net closes reliably at the bottom of the sill with a lead tape.

Sliding door mosquito nets for VW Caddy

For right or left sliding door with and without glazing.

| | | |
|---|--------|-------|
| NEW: Caddy Maxi 5 from 2021 (also suitable for Ford Connect 3) | | |
| Mounting with magnets | 461336 | 169,- |
| Short wheelbase from 2003-2020, long wheelbase from 2008-2020 | | |
| Fastening with rubber | 46283 | 169,- |

Tailgate mosquito nets for VW Caddy

| | | |
|--|-------|-------|
| Short wheelbase from 2003-2020, long wheelbase from My. 2008-2020 | | |
| Fastening with rubber | 46284 | 169,- |

NEW: Caddy 5 from 2021 (also suitable for Ford Connect 3)

| | | |
|----------------------|--------|-------|
| Mounting with rubber | 461335 | 169,- |
|----------------------|--------|-------|

Mosquito nets for Citroën Spacetourer/Jumpy and similar vehicles

Also fits Peugeot Traveller/Expert, Toyota Proace Verso (all from 2016), Opel Zafira Life/Vivaro C (from 2019).

| | | |
|---|--------|-------|
| Tailgate (fastening with rubber) | 461333 | 169,- |
| Sliding door (mounting with magnets) | 461334 | 175,- |

Mosquito nets for tailgate VW T5/6

Easy attachment with elastic band
With blackout curtain



The mosquito net is stretched around the tailgate seal by means of a rubber cord and lies tightly at the bottom with lead tape. A large door with two-way zipper allows passage from the inside and outside without removing the net. The tailgate can be closed without any problems. For the ride we recommend to remove the net

| | | |
|---------------------|---------------|---------------|
| For VW T5/T6 | 461331 | 184,95 |
|---------------------|---------------|---------------|

Insect screen for sliding doors and rear doors for Volkswagen Transporter

- Fastening with Velcro and snaps, UV resistant polyester fabric for best hold
- Flexible and soft falling
- Close mesh mosquito net made of
- With zipper and lead tape



Mosquito nets sliding doors

| | | |
|---|---------------|---------------|
| For VW T5/T6 Station wagon box, Startline until My. 2010 and California Beach without comfort trim | 461351 | 169,95 |
| For Multivan, Caravelle and Startline with comfort trim from My. 2010 | 461350 | 173,95 |
| For California and California Beach with comfort trim from My. 2010 | 461353 | 184,95 |
| VW T4 until My. 2003 | 46132 | 144,95 |
| VW T3 from year . 1980-1989 | 46130 | 149,95 |

Mosquito nets rear doors/flaps

| | | |
|--|--------------|---------------|
| For VW T5/T6 My. from 03 with liftgate Station wagon, panel van, Multivan, California/California Beach, Caravelle with and without pop-up roof. | 46135 | 149,95 |
| For VW T4 with rear door station wagon and panel van | 46133 | 154,95 |

Insect screen for sliding and rear doors

- Best hold due to velcro and press studs / magnets or elastic band
- Close mesh mosquito net
- UV resistant polyester fabric
- Flexible and soft falling
- Center zipper and lead tape at the bottom
- Mounting material included with all nets



For Mercedes Vito and Viano

| | | |
|--|---------------|---------------|
| Mercedes Vito My. <2003 | | |
| Sliding door opening (with Velcro) | 46139 | 159,95 |
| Rear door (with Velcro) | 46142 | 149,95 |
| Mercedes Vito/Viano My. 2004 - 2014 | | |
| Sliding door opening (with Velcro) | 46140 | 159,95 |
| Rear door (with Velcro) | 461401 | 159,95 |
| Mercedes Vito/Viano My. >2014 | | |
| Sliding door opening (with Velcro) | 461402 | 159,95 |
| Rear door (with Velcro) | 461403 | 159,95 |
| Rear door, with blackout (with elastic) | 461332 | 179,90 |

Thus, they effectively protect themselves against the little pests. Continue to enjoy the view. Good visibility is guaranteed. Comfortable is also the central zipper, which can be opened and closed from the inside and outside. Fastening is done on the side and top with Velcro. Additional support is provided by the upper press studs. The weighting at the bottom is made by lead tape. The high quality gauze is black.



For Renault Trafic, Opel Vivaro, Nissan NV300

Fastening with Velcro tape.

| | | |
|---|---------------|---------------|
| Sliding door opening My. 2007-2013 | 461411 | 169,95 |
| Sliding door opening My. > 2014 | 461412 | 159,95 |
| Rear door My. > 2014 | 461413 | 169,95 |



For Ford Transit

Fastening with Velcro tape.

| | | |
|---------------------|---------------|---------------|
| 2000-6/2012 | | |
| Sliding door | 46451 | 169,95 |
| Tailgate | 46136 | 149,95 |
| >7/2012 | | |
| Sliding door | 461404 | 159,95 |
| Tailgate | 461405 | 159,95 |



For MB Sprinter /
VW Crafter

Fine mesh insect screen net with 2-way zipper. Reliable fastening with elastic, magnet or Velcro tape on car body panel, sealing at the bottom by lead tape. Rear doors can be closed with net. For the ride we recommend to remove the net.

| | | |
|--|---------------|---------------|
| 1996-2006* Sliding door opening (with Velcro). | 46143 | 159,95 |
| >2007*notfor short wheelbase (3250 mm) or vehicle length 5261 mm | | |
| Sliding door opening (with Velcro) | 46450 | 179,95 |
| Rear door (with Velcro) | 464501 | 179,95 |

For MB Sprinter with standard high roof, from 2006 and VW Crafter with standard high roof from 2006 to 2016:

| | | |
|--|---------------|--------------|
| Sliding door right (mounting with magnet) | 464524 | 202,- |
| Rear doors (fastening with elastic band) | 461736 | 199,- |
| For VW Crafter >2017 | | |
| Rear door (fastening with elastic band) | 464502 | 208,- |
| Sliding door right (mounting with magnet) | 464523 | 202,- |

*Not suitable for series high roof

MOSQUITO NETS SLIDING AND REAR DOORS

REMIcare Mosquito Net Sliding Door for VW Kombi/Multivan Sliding Door

- All around insect protection
- Now the sliding door is also tight
- Circumferential frame
- Homely honeycomb decor
- Light and air are provided
- Perfect closure



REMIcare Van -

Volkswagen T6.1/T6/T5
Transporter and Transporter station wagon

Startline versions

35062 536,57

Multivan and Caravelle

35063 539,-

VW Crafter from My. 2006-2016

For low sliding door

with surrounding frame
Height: 1650 x width: 1360 mm

35070 443,-



CARBEST
INNOVATIONS FOR MOBILE LIFE



Mosquito net for rear door Fiat Ducato and identical types My. > 2007

Fine mesh insect screen net with 2-way zipper allows passage from inside and outside without removing the net. In addition, it is possible to open only the upper part of the mesh. Reliable attachment with Velcro tape on body panel, sealing at the bottom by lead tape.

Rear doors can be closed with net. For the ride we recommend to remove the net.

For sliding door: W 1185 x H 1449 mm
Flat roof (type H1)

461730 199,-



Horrex insect screen sliding door for Fiat Ducato My. > 2007

- Effective protection against insects
- Preassembled kit
- Lightweight and durable
- Aluminum/composite construction
- Upper profile provides protection against head injuries (Rolled edge)
- Concealed threshold secures the pull cord



For sliding door: W 1185 x H 1449 mm Flat roof (type H1)

350465 382,-

For sliding door: W 1185 x H 1731 mm Large capacity box with roof type H2

350466 473,-

For sliding door: W 1300 x H 1820 mm Sprinter/VW Crafter until 2018

350467 425,-

For sliding door: W 1300 x H 1820 mm

Sprinter from 2018 350469 435,-

NEW: For sliding door: W 1300 x H 1820 mm

Sprinter until 2013 RHD 350464 448,-



DOMETIC OUTDOOR

Insect screen sliding door
FlyTec200 for
Fiat Ducato H2 X250/X290 &
Fiat Ducato 8 (> 09/2021)

- High quality insect screen door
- Convenient one-hand operation
- Secure brush closure
- Vehicle door can remain open
- Flies, mosquitoes, moths stay outside

Installation dimensions: W 1298 x H 1765 mm

For right hand drive

350461 465,-

For left hand drive

350462 465,-



Mosquito net for VW T4 windows

Station wagon / Bus My. until 2003

for original sliding windows

46134 51,95

DOMETIC FP300 - Roller blind system for Fiat Ducato

Perfectly matched to the Fiat Ducato models X250 and X290 as well as the identical Peugeot Boxer and Citroën Jumper models. Not suitable for vehicles with rearview mirror or side airbag.



- Double pleated Duette honeycomb material for maximum insulation against heat and cold
- Operation from the bottom up - optimal privacy protection
- Lightning-fast assembly - no removal of existing components necessary!
- Slim top panel - leaves room for a lift bed
- Infinitely adjustable - lets light into the vehicle or darkens the cockpit completely
- Specially designed for vehicles without rear view mirror and side airbag
- Also suitable for vehicles with rain sensor box
- Beige color

| | | |
|--------------------|--------|-------|
| FP300 windshield | 37463 | 435,- |
| Side windows SP200 | 374395 | 509,- |



ASSEMBLY? MINUTE!

Neither the A-pillar nor the sun visors need to be removed.



EASY INSTALLATION

Without removing the interior trim - unobstructed view of the entire exterior mirror



PERFECT FINISH

Operation from the bottom up - optimal privacy protection



Picture shows blackout in VW Caddy



Blackout set (magnetic attachment)

- Simple assembly
- Minimum pack size
- Washable
- 8-piece (living space + driver's cab)
- Material: 100% PES
- Blackout fabric absolutely opaque

For VW Caddy 5 Maxi / Ford Connect 3 L2 from 7/2022

372272 149,-

For VW T7 Multivan **372273 159,-**

VW cab blackout, pleated blind for windshield

Heat + eye protection in one. The blind is unlocked from the A-pillars with double locks and brought together at the handles towards the center. The closure there is done via magnetic tapes. The mirror can remain on the windshield. Mounting only possible with handles on the A-pillar!

Must not be used on vehicles with AIRBAGS in the A-pillar.


For T4, My. 2003 until end of 2009 **37409 309,-**

For T5, My. 2010 until 07. 2015 **374090 289,-**



Side curtains as a set for cab VW Transporter T6.1/T6/T5

2-piece, for driver and passenger door, suitable for front window pleated blind My. from 2003 onwards **19241 182,-**



CARBEST
INNOVATIONS FOR MOBILE LIFE

Universal

Front window darkening

with suction cups Vacuum suction cup with buckle closure Blackout with aluminum insulation, Dimensions: 70 x 150 cm **374100 19,90**

INSULATION / WEATHER PROTECTION



Sleeping roof tent bellows insulation inside

Protection from intense heat or cold. Can be opened by means of a zipper on the windows. Additional ventilation opening with zipper.

Mounting: by means of sewn-on Velcro tape* and Velcro discs (enclosed).

Interior insulation for VW T6.1/T6/T5

| | | |
|--|-------|-------|
| For KR, super flat roof, front opening | 37396 | 419,- |
| For KR, super flat roof, rear opening | 37385 | 409,- |
| For KR, EasyFit SD, front opening | 37398 | 419,- |
| For LR, super flat roof, rear and front opening | 37397 | 419,- |
| For LR, EasyFit SD, front opening | 37388 | 419,- |
| For California from 2003, California Beach 06/2010 | 37389 | 419,- |

Insulation for EasyFit roof front high with high scissors from 2021

| | | |
|--|--------|-------|
| For VW T5/T6/T6.1 KR | 373981 | 449,- |
| For VW T5/T6/T6.1 LR | 373881 | 409,- |
| For MB Vito long/Metris/V-EasyFit roof | 373882 | 419,- |

NEW: for Pössl Campster

| | | |
|-------------------------|--------|-------|
| with SCA roof from 2016 | 373883 | 419,- |
|-------------------------|--------|-------|

*for California + Beach fastening with insertion straps



Weather protection hood Climacover

Ideal protection from rain, snow, ice and dirt. With windows and vents. Mounting over the complete roof.

Climacover for VW T6.1/T6/T5 ab Bj 2003

| | | |
|--|-------|-------|
| For KR, Easy Fit roof and California, front high | 37391 | 465,- |
| For LR, Easy Fit roof, front high | 37394 | 519,- |
| For KR, sleeping roof super flat, front high | 37393 | 479,- |
| For KR, sleeping roof SCA 194, front high | 37360 | 479,- |

Climacover for EasyFit roof front high with high scissors from 2021

| | | |
|---|--------|-------|
| For VW T5/T6 KR/California/California Beach from 2003 | 373941 | 522,- |
| For VW T5/T6/T6.1 LR | 373940 | 469,- |
| For MB Vito long | 373942 | 522,- |

NEW: Climacover for Pössl Campster with SCA roof from 2016

| | |
|--------|-------|
| 373943 | 515,- |
|--------|-------|



Climate protection hood for sleeping roof Campster & Vanster from Pössl

Thermocover outside for sleeping roof of Citroën Campster.

Thickness 8 mm. Attached with Velcro tape.

| | | |
|----------------------|-------|--------|
| For Citroën Campster | 37461 | 247,30 |
| For Citroën Vanster | 37468 | 268,90 |



Outdoor thermo cover

Luxurious window cover for the cab window. Also covers the side windows. Is hung on the side doors. A viewing window is closed with Velcro and can be opened if necessary. Delivery includes pack sack.

| Vehicle type | MY. | Item no. | Price |
|-------------------|---------|----------|--------|
| Fiat Ducato | 94 - 02 | 37438 | 133,90 |
| Fiat Ducato | 02 - 06 | 37435 | 150,- |
| Fiat Ducato | 06 - 14 | 37436 | 133,90 |
| Fiat Ducato | from 15 | 37437 | 133,90 |
| Ford Transit | 07 - 14 | 37442 | 150,- |
| Ford Transit | from 15 | 37443 | 150,- |
| Merc. Sprinter | 06 - 14 | 37444 | 133,90 |
| Merc. Sprinter | from 15 | 37445 | 133,90 |
| Ren. Master | 08 - 10 | 37446 | 133,90 |
| Ren. Master | 10 - 14 | 37447 | 133,90 |
| Ren. Master | from 15 | 37448 | 133,90 |
| Citr. Spacetourer | from 16 | 37460 | 133,90 |
| VW T4 | 90 - 03 | 37449 | 150,- |
| VW T5 | 06 - 15 | 37450 | 149,70 |
| VW T6/T6.1 | from 15 | 37451 | 150,- |

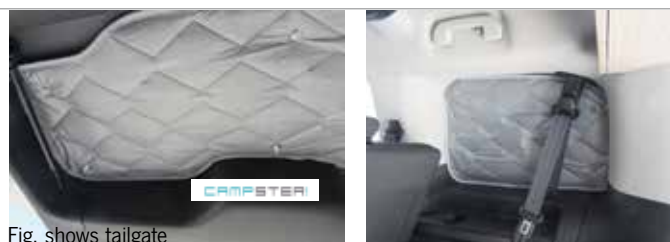


Fig. shows tailgate

Thermal mats inside for Citroën Campster from Pössl from My. 2017

| | | | |
|-------------------------|---------|--------|--------|
| Cab | 3-piece | 37346 | 59,95 |
| Living space + tailgate | 4-piece | 37347 | 89,95 |
| Complete set | 8-piece | 372813 | 157,95 |



Viewing window hinged

X-Trem comfort - external insulation for Fiat Ducato, Peugeot Boxer, Citroën Jumper

Window/door insulation

to insulate the windows, side doors and vents. Visible windows on the windshield can be folded down (so you can also enjoy the sun sometimes).

Attachable hood cover

Can be additionally attached. Protects the engine compartment from cold penetration and additionally insulates the interior.

2-piece set consisting of windshield/door insulation and snap-on hood cover

| | | |
|---------------|---------------|--------------|
| My. 2007-2014 | 90796 | 439,- |
| from My. 2014 | 907961 | 439,- |



WITH TRANSPORT-BAG

X-Trem Jacket exterior insulation for Fiat Ducato, Peugeot Boxer, Citroën Jumper

- Excellent insulating properties
- Easy to roll up and store
- With transport bag
- Optimal fixation due to elastic straps
- The cover is hung on the doors
- Front ventilation slots are covered with
- Incorporated magnets provide additional support
- Thermal insulation insensitive to moisture

① All-Year All Season

All year cover with excellent insulation

| | | |
|---------------|---------------|--------------|
| My. 2007-2014 | 90797 | 275,- |
| from My. 2014 | 907971 | 279,- |

② Lahti winter

Extra thick padded outer insulation. Tested in Scandinavia and Lapland. Ideal thermal insulation for the winter vacations.

| | | |
|---------------|---------------|--------------|
| My. 2007-2014 | 90798 | 329,- |
| from My. 2014 | 907981 | 329,- |



Coverttech insulating mats for cab and hood

- Eight layers, the exteriors of PVC
- UV-resistant
- Incl. Faux leather pannier
- Water repellent
- Perfectly suitable for low temperatures
- Very soft, thus perfect vehicle adaptation
- Secure fastening with Velcro



| Vehicle type | MY. | Part No. Cab windows | Price | Part No. Hood & Doors | Price |
|-----------------|---------|-------------------------|---------------|--------------------------|--------------|
| Fiat Ducato 230 | 94-01 | 90918 | 249,- | 90927 | 249,- |
| Fiat Ducato 230 | 02-05 | 90919 | 249,- | 90928 | 249,- |
| Fiat Ducato 230 | 06-15 | 90920 | 249,- | 90929 | 277,- |
| Fiat Ducato 230 | from 15 | 909200 | 272,- | 909291 | 277,- |
| Ford Transit | 06-14 | 90921 | 249,- | 90930 | 249,- |
| Renault Master | 05-10 | 90923 | 224.90 | 90932 | 249,- |
| Renault Master | > 11 | 909231 | 249,- | 909321 | 249,- |
| VW T4 | > 90 | 90925 | 259,- | - | - |
| VW T5T6 | Y 03 | 90926 | 239,- | - | - |

MAGNETIC THERMAL MATS

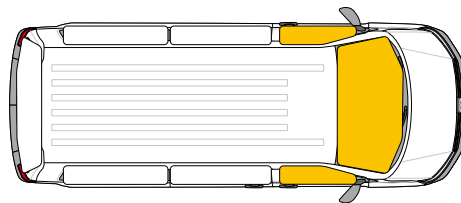


Magnetic thermal mats

- 7-layer Isoflex material (PVC)
- Black inside, reflective outside
- Insulation against heat and cold
- The ideal privacy screen

Cab, 3-piece set

| Vehicle type | My. | Item no. | Price |
|---|-----------|----------|-------|
| VW Caddy | >2021 | 372364 | 99,- |
| VW T6.1/T6/T5 | >2003 | 372366 | 99,- |
| Renault Trafic/Opel Vivaro | >2015 | 372374 | 99,- |
| Mercedes Vito/V-Class | >2015 | 372373 | 99,- |
| Ford Transit | >2015 | 372376 | 99,- |
| Citroën Spacetourer Pössl Campster/Vanster | >2017 | 372359 | 99,- |
| Mercedes Sprinter | 2006-2018 | 372393 | 99,- |
| VW Crafter | >2017 | 372389 | 99,- |
| Fiat Ducato | >2015 | 372390 | 99,- |





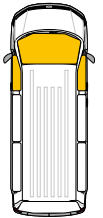
Premium thermal mats Blackline

- 9-layer Isoflex material (PVC)
- Black inside, reflective outside
- Insulation against heat and cold
- The ideal privacy screen

Fastening: Mith screw suction cups.

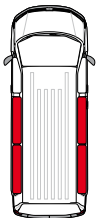
Cab, 3-piece set

| Vehicle type | My. | Item no. | Price | Vehicle type | My. | Item no. | Price |
|--|-----------|---------------|-------------|----------------------------|-----------|---------------|-------------|
| Citroën Spacetourer/Opel Vivaro/ Peugeot Expert/Toyota Proace | >2017 | 372340 | 75,- | Mercedes Sprinter | 2006-2018 | 372348 | 75,- |
| Fiat Ducato/Citroën Jumper/ Peugeot Boxer | 1994-2001 | 372341 | 75,- | Mercedes Sprinter | >2018 | 372349 | 75,- |
| Fiat Ducato/Citroën Jumper/ Peugeot Boxer | 2002-2005 | 372342 | 75,- | Mercedes Vito/Viano | >2015 | 372350 | 75,- |
| Fiat Ducato/Citroën Jumper/ Peugeot Boxer | 2006-2014 | 372343 | 75,- | Pössl Campster/Vanster | >2017 | 372340 | 75,- |
| Fiat Ducato/Citroën Jumper/ Peugeot Boxer | >2015 | 372344 | 75,- | Renault Trafic/Opel Vivaro | 2002-2014 | 372351 | 75,- |
| Ford Transit | 2006-2014 | 372345 | 75,- | Renault Trafic/Opel Vivaro | >2015 | 372352 | 75,- |
| Ford Transit | >2015 | 372346 | 75,- | VW Caddy | 2004-2020 | 372353 | 75,- |
| Mercedes Sprinter | 1995-2006 | 372347 | 75,- | VW Caddy | >2021 | 372354 | 75,- |
| | | | | VW Crafter | >2017 | 372355 | 75,- |
| | | | | VW T4 | >1990 | 372356 | 75,- |
| | | | | VW 6.1/T6/T5 KR + LR | >2003 | 372357 | 75,- |




Living room, 4 piece set

| Vehicle type | My. | Item no. | Price | Vehicle type | My. | Item no. | Price |
|--|-----------|---------------|-------------|------------------------------|-----------|---------------|-------------|
| Citroën Spacetourer/Opel Vivaro/ Peugeot Expert/Toyota Proace | >2017 | 372386 | 89,- | VW Caddy | 2004-2020 | 372400 | 89,- |
| Ford Transit | 2006-2014 | 372391 | 89,- | VW Caddy | >2021 | 372401 | 89,- |
| Ford Transit | >2015 | 372392 | 89,- | VW Caddy Maxi | 2004-2020 | 372379 | 89,- |
| Mercedes Vito/Viano | >2015 | 372397 | 89,- | VW Caddy Maxi | >2021 | 372381 | 89,- |
| Pössl Campster/Vanster | >2017 | 372386 | 89,- | VW T4 | >1990 | 372402 | 89,- |
| Renault Trafic/Opel Vivaro | 2002-2014 | 372398 | 89,- | VW 6.1/T6/T5 KR ¹ | >2003 | 372403 | 89,- |
| Renault Trafic/Opel Vivaro | >2015 | 372399 | 89,- | VW 6.1/T6/T5 KR ² | >2003 | 372404 | 89,- |



Tailgate/door

| Vehicle type | My. | Parts | Item no. | Price | Vehicle type | My. | Parts | Item no. | Price |
|--|-----------|-------|---------------|--------------|------------------------------|-----------|-------|---------------|--------------|
| Citroën Spacetourer/Opel Vivaro/ Peugeot Expert/Toyota Proace | >2017 | 1 | 372358 | 29.95 | Mercedes Vito/Viano | >2015 | 1 | 372372 | 29.95 |
| Fiat Ducato/Citroën Jumper/ Peugeot Boxer | 1994-2001 | 2 | 372360 | 29.95 | Pössl Campster/Vanster | >2017 | 1 | 372358 | 29.95 |
| Fiat Ducato/Citroën Jumper/ Peugeot Boxer | 2002-2005 | 2 | 372361 | 29.95 | Renault Trafic/Opel Vivaro | 2002-2014 | 2 | 372375 | 29.95 |
| Fiat Ducato/Citroën Jumper/ Peugeot Boxer | 2006-2014 | 2 | 372362 | 29.95 | Renault Trafic/Opel Vivaro | >2015 | 2 | 372377 | 29.95 |
| Fiat Ducato/Citroën Jumper/ Peugeot Boxer | >2015 | 2 | 372363 | 29.95 | VW Caddy | 2004-2020 | 1 | 372378 | 29.95 |
| Ford Transit | 2006-2014 | 2 | 372365 | 29.95 | VW Caddy | >2021 | 1 | 372380 | 29.95 |
| Ford Transit | >2015 | 2 | 372367 | 29.95 | VW T4 | >1990 | 1 | 372382 | 29.95 |
| | | | | | VW 6.1/T6/T5 KR ¹ | >2003 | 1 | 372384 | 29.95 |
| | | | | | VW 6.1/T6/T5 KR ² | >2003 | 2 | 372385 | 29.95 |
| | | | | | VW 6.1/T6/T5 ² | >2003 | 1 | 372383 | 29.95 |

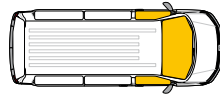


THERMO MATS FOR THE INTERIOR

CARBEST
INNOVATIONS FOR MOBILE LIFE

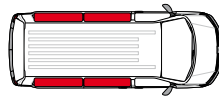
- 9-layer Isoflex material (PVC)
- Reflection of solar radiation

- Insulation against heat and cold
- The ideal privacy screen



Cab, 3-piece set

| Vehicle type | Feature | My. | Item no. | Price | | | | | |
|---|------------|-------------|---------------|--------------|--|------------------|-------------|---------------|--------------|
| Citroën Berlingo | | 2008 - 2018 | 37364 | 59.95 | Mercedes Sprinter | | 2006 - 2018 | 372421 | 59.95 |
| Citroën Campster/Vanster | from Pössl | from 2017 | 37346 | 59.95 | Mercedes Sprinter | | as of 2018 | 37213 | 59.95 |
| Citroën Spacetourer | | | | | Mercedes Viano/Vito/ V-Class | | as of 2015 | 372693 | 59.95 |
| Fiat Ducato/Citroën Jumper/Peugeot Boxer | Series 1 | 1990 - 1993 | 37245 | 59.95 | Nissan NV200 5-piece. | 5-layer material | 2009 - 2021 | 37320 | 59.95 |
| Fiat Ducato 230/Citroën Jumper/Peugeot Boxer | Series 1 | 1994 - 2001 | 37246 | 59.95 | Renault Master | | 2005 - 2010 | 37274 | 59.95 |
| Fiat Ducato 244/Citroën Jumper/Peugeot Boxer | Series 2 | 2002 - 2005 | 37270 | 59.95 | Renault Master | | as of 2011 | 37349 | 59.95 |
| Fiat Ducato 250/Citroën Jumper/Peugeot Boxer | Series 3 | 2006 - 2014 | 37315 | 59.95 | Renault Trafic | | as of 2001 | 372732 | 59.95 |
| Fiat Ducato 290/Citroën Jumper/Peugeot Boxer | | as of 2015 | 37313 | 59.95 | Renault Trafic II/Nissan NV300/Opel Vivaro A | | 2002 - 2014 | 37273 | 59.95 |
| Ford Transit | | 2000 - 2006 | 37269 | 59.95 | Renault Trafic III/Nissan NV300/Opel Vivaro B | | as of 2015 | 372731 | 59.95 |
| Ford Transit | | 2006 - 2014 | 372691 | 59.95 | VW Caddy | | 2004 - 2020 | 37226 | 59.95 |
| Ford Transit | | as of 2015 | 372692 | 59.95 | VW Caddy 5 | | as of 2020 | 372261 | 59.95 |
| Ford Custom | | as of 2012 | 372690 | 59.95 | VW Crafter | | 2006 - 2016 | 372421 | 59.95 |
| Iveco Daily | | 2000 - 2006 | 37361 | 59.95 | VW Crafter | | from 2017 | 372422 | 59.95 |
| Iveco Daily | | 2006 - 2014 | 37362 | 59.95 | VW LT | | until 1996 | 37238 | 59.95 |
| Iveco Daily | | as of 2014 | 37363 | 59.95 | VW T2/T3 | | 1979 - 1990 | 37230 | 59.95 |
| Mercedes Sprinter | | 1995 - 2006 | 37242 | 59.95 | VW T4 | | as of 1990 | 37232 | 59.95 |
| | | | | | VW T6.1/T6/T5 | | as of 2003 | 37281 | 59.95 |
| | | | | | VW T7 | | as of 2021 | 372423 | 59.95 |

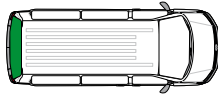


Living room, 4 piece set

| Vehicle type | Feature | My. | Item no. | Price | | | | | |
|------------------|---------------------------|-------------|--------------|--------------|--|-----------------|------------|---------------|--------------|
| Citroën Campster | from Pössl | from 2017 | 37347 | 89.95 | VW T5/T6 panel van, Multivan Startline, California Beach until 6/2010 with hard fiber paneling: | | | | |
| Citroën Vanster | | 1979 - 1990 | 37237 | 79.95 | VW T5/T6 | KR ¹ | as of 2003 | 37296 | 59.95 |
| VW T2/T3 | | as of 1990 | 37235 | 79.95 | V6 | LR ² | as of 2003 | 37297 | 59.95 |
| VW T4 | KR | as of 1990 | 37235 | 79.95 | V6 Caravelle, Multivan, California with comfort interior trim: | | | | |
| VW T4 | LR | as of 1990 | 37236 | 79.95 | VT6 | KR ³ | as of 2003 | 37311 | 79.95 |
| VW T4 | KR with climate headliner | as of 1990 | 37252 | 79.95 | VT6 | LR ⁴ | as of 2003 | 37312 | 79.95 |
| | | | | | VW T7 | KR | as of 2021 | 372424 | 79.95 |


¹ without VW comfort trim (hard fiber), station wagon, Multivan Startline until 6/2010 T5 California until 6/2010 | ² without VW comfort trim (hard fiber), station wagon
³with comfort trim, Caravelle, Multivan from 2003, Multivan Startline from 7/2010, California from 2003, California Beach from 7/2010 | ⁴ with comfort trim, Caravelle as of 2003

Rear window 1-piece



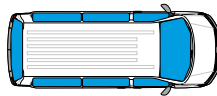
| Vehicle type | Feature | My. | Item no. | Price |
|-------------------------|---------|-------------|---------------|--------------|
| Fiat Ducato 230 Citroën | 2-piece | 1994 - 2001 | 372462 | 21.95 |
| Jumper/Peugeot Boxer | | | | |
| Fiat Ducato 244 Citroën | 2-piece | 2002 - 2005 | 372701 | 21.95 |
| Jumper/Peugeot Boxer | | | | |
| Fiat Ducato 250 Citroën | 2-piece | 2006 - 2014 | 373151 | 21.95 |
| Jumper/Peugeot Boxer | | | | |
| Fiat Ducato 290 Citroën | 2-piece | as of 2015 | 373131 | 21.95 |
| Jumper/Peugeot Boxer | | | | |
| Ford Transit | 1-piece | 1986 - 1989 | 37233 | 21.95 |
| Ford Transit | 1-piece | 2000 - 2006 | 372330 | 21.95 |
| Ford Transit | 2-piece | 2006 - 2014 | 372331 | 21.95 |
| Ford Transit | 2-piece | as of 2015 | 372332 | 21.95 |
| Renault Master | 2-piece | 2005 - 2010 | 372333 | 21.95 |
| Renault Master | 2-piece | as of 2011 | 372334 | 21.95 |

Tailgate 2-piece set



| | | | | |
|-----------------------|---------|-------------|---------------|--------------|
| Renault Trafic II | 2-piece | 2002 - 2014 | 372335 | 21.95 |
| Renault Trafic III | 2-piece | as of 2015 | 372336 | 21.95 |
| VW T3 | 1-piece | 9/79 - 7/90 | 37231 | 21.95 |
| VW T4 | 1-piece | as of 1990 | 37233 | 21.95 |
| VW T4 low doors | 2-piece | as of 1990 | 37234 | 21.95 |
| VW T5/T6 ¹ | | | | |
| VW T5/T6 KR + LR2 | 1-piece | as of 2003 | 37283 | 21.95 |
| VW T5/T6 KR + LR3 | 2-piece | as of 2003 | 37282 | 21.95 |
| VW T5/T6 ⁴ | | | | |
| VW T5/T6 KR + LR4 | 1-piece | as of 2003 | 37306 | 27.95 |
| VW T7 | 1-piece | as of 2021 | 372425 | 21.95 |

¹ Panel van, Multivan Startline, California Beach up to 6/2010 with hard fiber paneling: | ² without VW comfort paneling (hard fiber), station wagon, Multivan Startline until 6/2010, California Beach until 6/2010 | ³ without comfort trim, station wagon | ⁴ with VW comfort trim, Caravelle from 2003, Multivan from 2003, Multivan Startline from 7/2010, California from 2003, California Beach from 7/2010



Complete set, 8-piece (with rear window) / 9-piece (with rear door) / 12-piece

| Vehicle type | Feature | My. | Item no. | Price |
|----------------------------------|----------------|-------------|---------------|---------------|
| Citroën Vanster/ Campster | from Pössl | from 2017 | 372813 | 157.95 |
| Ford Tourneo Custom | 8-piece | 2012 - 2018 | 37123 | 157.95 |
| Ford Tourneo Custom | 9-piece | 2012 - 2018 | 37124 | 157.95 |
| Ford Tourneo Custom | Maxi, 8 pieces | 2012 - 2018 | 37125 | 157.95 |
| Ford Tourneo Custom | Maxi, 9-piece | 2012 - 2018 | 37126 | 157.95 |
| Mercedes Vito | 8-piece | 1996 - 2003 | 37366 | 157.95 |
| Mercedes Vito | 9-piece | 1996 - 2003 | 37367 | 157.95 |
| Mercedes Vito/Viano | KR, 8-piece | 2004 - 2014 | 37368 | 157.95 |
| Mercedes Vito/Viano | KR, 9-piece | 2004 - 2014 | 37369 | 157.95 |
| Mercedes Vito/Viano | LR, 8-piece | 2004 - 2014 | 37114 | 157.95 |
| Mercedes Vito/Viano | LR, 9-piece | 2004 - 2014 | 37115 | 157.95 |
| Mercedes Vito/Viano | ExLR, 8-piece | 2004 - 2014 | 37116 | 157.95 |
| Mercedes Vito/Viano | ExLR, 9-piece | 2004 - 2014 | 37117 | 157.95 |
| Mercedes Vito Tourer/ V-Class | 8-piece | as of 2015 | 37118 | 157.95 |
| Mercedes Vito Tourer/ V-Class | LR, 8-piece | as of 2015 | 37121 | 157.95 |
| Nissan NV200 | 12 pieces | 2009 - 2021 | 373202 | 196.60 |
| Renault Kangoo | 8-piece | 1997 - 2007 | 37229 | 157.95 |
| Renault Kangoo II | 8-piece | 2008 - 2021 | 372291 | 146.95 |
| Renault Kangoo II | 9-piece | 2008 - 2021 | 372290 | 157.95 |
| Renault Trafic II | 8-piece | 2002 - 2014 | 37215 | 157.95 |
| Renault Trafic II | 9-piece | 2002 - 2014 | 37216 | 157.95 |
| Renault Trafic II long | 8-piece | 2002 - 2014 | 37219 | 157.95 |
| Renault Trafic II long | 9-piece | 2002 - 2014 | 37221 | 157.95 |
| Renault Trafic III | 8-piece | as of 2015 | 37222 | 157.95 |
| Renault Trafic III | 9-piece | as of 2015 | 37223 | 157.95 |
| Renault Trafic III long | 8-piece | as of 2015 | 372000 | 157.95 |
| Renault Trafic III long | 9-piece | as of 2015 | 372001 | 157.95 |
| VW Caddy | KR, 8-piece | 2004 - 2020 | 37228 | 157.95 |
| VW Caddy Maxi | LR, 8-piece | 2004 - 2020 | 37227 | 157.95 |
| NEW! VW Caddy 5 | KR, 8-piece | as of 2020 | 372281 | 157.95 |
| NEW! VW Caddy 5 Maxi | LR, 8-piece | as of 2020 | 372271 | 157.95 |
| VW T3 | 8-piece | 1979-1990 | 372426 | 157.95 |
| VW T4 | 8-piece | as of 1990 | 372427 | 157.95 |
| VW T6.1/T6/T5 ¹ | KR, 8-piece | as of 2003 | 372428 | 157.95 |
| VW T6.1/T6/T5 ² | KR, 8-piece | as of 2003 | 372429 | 157.95 |
| VW T7 | KR, 8-piece | as of 2021 | 372430 | 157.95 |

¹ panel van, Multivan Startline, California Beach up to 6/2010 with hard fiber cladding: | ² with VW comfort paneling, Caravelle from 2003, Multivan from 2003, Multivan Startline from 7/2010, California from 2003, California Beach from 7/2010

Suction cups for thermal mats, 10 pieces

- With screw function
 - Ø suction cup 55 mm
 - Quick + easy screw on
 - With tab for easy removal from the disc
 - For eyelets up to max. 15 mm diameter
- pack of 10 **37335** **8,95**



VW MULTIVAN/CALIFORNIA BEACH ACCESSORIES



Foldable topper

Mattress pads foldable for your sleeping bench

- Evens out unevenness for high sleeping comfort
- Comfortable fabric
- Small pack size, light weight
- Practical storage bag included


The foldable topper, tailor-made for the VW T6 / T5. Serves to compensate for the unevenness given by the sleeping bench. Sleeping comfort is enormously increased by the additional mattress topper. The folding function makes it easy to store and transport, so you can always find a place for your foldable topper. Material: fabric cover made of polyester, mattress made of cold foam.

Foldable topper for VW T6.1/T6/T5, California Beach, Multivan KR, with 3 seat bench

Dimensions: L 180xW150xH4 cm, Packing size: L150xW62xH12 cm, Weight: 4,4 kg **59013 179,-**

Comfort wedge for VW T6.1/T6/T5 (for 59013)

Dimensions: L80xW120xH6 cm, Pack size: L120xW40xH 12 cm, Weight: 1,7 kg **590130 69,-**



Lounger mat in Multivan



Couch mat in California Beach

Couch mat EVEN

- More sleeping comfort in the Multivan or California Beach
- Compensates for the different heights in the seat bench
- Consisting of two chambers

Dimensions: ca. 198 x 152 x 7 cm.
Packing size: Ø28 x 70 cm
Weight: 7,0 kg **93075 219,-**



Sliding door shelf

Useful shelf made of weather-resistant HPL for additional storage space next to the bench (e.g. for cell phone, glasses, toys). Attachment by means of Velcro, without modification to the vehicle. Delivery is disassembled for self-assembly, effort ca. 15 min.

For T6.1/T6/T5 California Beach / Coast / Ocean, Multivan KR (not Multivan Startline and Calif' Beach until 6/2010):

Dimensions: L 390 x W 200 x H 370 mm **13226 209,-**

For T6.1/T6/T5 Caravelle KR

Dimensions: L 490 x W 200 x H 367 mm **13229 209,-**

For station wagon, KR, with Reimo-V 3000 bench:

Without plastic trim rear right.

Dimensions: L 630 x W 210 x H 370 mm **13227 209,-**

With plastic trim rear right

Dimensions: L 495 x W 200 x H 370 mm **13228 209,-**

8 liter compressor cooler CabCooler 8

- Fits between driver's seat and passenger seat
- Incl. Click-on mounting plate
- Storage compartment with inductive charging station

Cooling capacity: -15°C to 20°C Dimensions W x H x D: ca. 190 x 390 x 538 mm. Weight: ca. 8.6 kg Connection: 12, 24 Volt, power consumption ca.45 Watt **713543 349,-**





Porta Potti box with cushion support

Practical storage box for the Porta Potti Qube 335. HPL Laminate

| | | |
|-------------------------|---------------|--------------|
| High gloss white | 10698 | 389,- |
| Anthracite | 106981 | 379,- |

Toilet Porta Potti Qube 335

- **Integrated WC lid lock, manual piston pump**
- **Practical vent button**

Holding tank 10 liters, flushing water tank 10 liters.
 Dimensions: W342 x H315 x D382, seat height 308 mm. Weight 3,3 kg
660102 189,-



Thermal mats for VW T6.1/T6/T5

- **Heat and cold protection for your Multivan or California**
- | | | |
|--|--------------|--------------|
| Cab 3 parts VW T6.1/T6/T5 from My. 2003 | 37281 | 59,95 |
|--|--------------|--------------|
- For Multivan Startline, California Beach until 6/2010**
 with hard fiber paneling
- | | | |
|---|--------------|--------------|
| Living space 4-piece short wheelbase | 37296 | 59,95 |
| Living space 4-piece long wheelbase | 37297 | 59,95 |
- For Caravelle, Multivan, California with comfort interior trim**
- | | | |
|---|--------------|--------------|
| Living space 4-piece short wheelbase | 37311 | 79,95 |
| Living space 4-piece long wheelbase | 37312 | 79,95 |



Window pocket for side window rear right

- **Large storage volume with 2 interior compartments**
- **Per1 mesh and closed outer pocket for phone, glasses etc.**
- **Easy installation without tools and modification to the vehicle**
- **With carrying handle**

Robust, easy-care and odorless material
 Dimensions: ca. 80 x 46.5 x 12 cm **919169 89,95**



Awning Mauritius L

Water column: 2000 mm, material: 300D RipStop Polyester, incl. 2 set-up poles (steel).

Dimensions: W 510 x D 300 cm. Weight: 5 kg **900573 152,-**



Ventilation grille T6.1/T6/T5

- **Effective ventilation for the cab doors**
- **Visually high quality finish**

e.g. for VW Multivan & California **461630 145,-**

CARBEST
 INNOVATIONS FOR MOBILE LIFE



Entrance mats sets for VW T6.1/T6/T5

- **High quality entrance mats**
- **Color anthracite**

set of 3 **516010 63,95**

VW CALIFORNIA OCEAN/COAST/BEACH ACCESSORIES

Climate hood for sleeping roof

- Ideal protection from rain, snow, ice and dirt
- Windows and vents included

For VW California with sleeping roof **37391** **465,-**



Tent bellows insulation for sleeping roof

- Heat and cold protection for your California Ocean o. Beach
- Windows and vents included
- Fastening with tuck-in tabs

For VW T5/T6/T6.1 California as of 2003 and California Beach as of 6/2010 **37389** **419,-**
 For VW T4 California **37399** **419,-**



Mosquito net for sliding door

- Tight mesh net with zipper and lead tape
- Fastening with Velcro and snaps



For VW buses T4 until My. 2003 without comfort trim For Multivan Startline and California Beach **46132** **144,95**

For VW buses T5/T6/T6.1 from My. 2003 without comfort trim For Multivan Startline and California Beach **461351** **169,95**

For VW buses with comfort trim Multivan/Caravelle T5/T6/T6.1 from 2003, **461350** **173,95**

For California T5/T6/T6.1 as of 2003 (not California Beach until 06/2010) **461353** **184,95**

CampSleep small extra bed for driver's cab

- Comfortable extra bed with 10 cm thick mattress
- Wooden plate reinforcement on the upper part of the body
- Stabilization by belt from bed to handle (passenger)

Additional bed for the driver's cab, 2 foldable, weight ca. 6kg **42174** **299,-**



Ventilation grille driver's door T5/T6/T6.1

- Effective ventilation for the cab door
- Exclusive design: material aluminum, structured, anthracite coated with additional ventilation slots in the front area

For VW California Ocean, Coast, Beach **461630** **145,-**



Stainless steel load sill guard

- Noble protection of the delicate bumper
- Optical upgrading of the vehicle
- High fitting accuracy due to CNC milling

VW T5 from 2003 - 2015 with tailgate (also Multivan and Caravelle) **46397** **126,-**
 VW T6/T6.1 with tailgate (also Multivan and Caravelle) **46398** **125,-**



VW CALIFORNIA OCEAN/COAST/BEACH ACCESSORIES

Storage boxes with lid

The boxes are foldable with fixing brackets and lids to snap. With 4 rollers. Material: TPR/PP.

Large S: Capacity 30 liters, Dimensions: L 54.5 x W 40 x H 9.6/27.5 cm, Color: Gray with Lime **940292 20,95**

Large M: Capacity 45 liters, Dimensions: L 61 x W 45 x H 10/30.4 cm, Color: Grey with petrol **940293 25,95**

Large L: Capacity 65 liters, Dimensions: L 72 x W 53 x H 10/31 cm, Color: White with gray **940294 39,95**



Floor mat for VW T5/T6/T6.1 cab

- Very high quality material
- Edges bordered

Material: 620 gsm, TPO coating, Black 4 fasteners **515821 229,-**



Floor mats for cab and side door

- Stops dirt and water
- Is simply inserted into the entry step, no additional fastening
- 3 piece set

Material: 100% polypropylene, anthracite **51670 58,95**
1 pair cab + 1x side door



5-piece aluminum pot set

- Made of high quality aluminum with foldable handles
- Space-saving stacking inside each other, ideal for box vans

Set consisting of:
1 pot with lid Ø ca. 17 cm
1 pot with lid Ø ca. 19 cm
1 pan Ø ca. 19 cm



92303 64,99







8 liter compressor cooler CabCooler 8

- Fits between driver's seat and passenger seat
 - Incl. Click-on mounting plate
 - Storage compartment with inductive charging station
- Cooling capacity: -15°C to 20°C Dimensions W x H x D: ca. 190 x 390 x 538 mm. Weight: ca. 8.6 kg Connection: 12, 24 Volt, power consumption ca.45 Watt **713543 349,-**



CITROËN SPACETOURER ACCESSORIES

also for Pössl Campster, Pössl Vanster, Peugeot Traveller, Toyota Proace Verso, Opel Zafira D Life, Fiat Ulysse.

Gray Anthracite

Floor mats for Citroën Campster from Pössl

Mats for the footwell under the dashboard, entry or trunk. Material: synthetic fiber 1900 g/m² in gray and anthracite, each with black stripes.

| | | | |
|-----------------------------------|-------|--|-------|
| Cab | | | |
| Gray | 51686 | | 52,90 |
| Anthracite | 51687 | | 52,90 |
| Cab entrance (2 pieces) | | | |
| Gray | 51688 | | 15,10 |
| Anthracite | 51689 | | 15,10 |
| Living space entry | | | |
| Gray | 51698 | | 19,40 |
| Anthracite | 51699 | | 19,40 |
| Living space without rails | | | |
| Gray | 51690 | | 52,90 |
| Anthracite | 51691 | | 52,90 |
| Living space with rails | | | |
| Gray | 51692 | | 61,50 |
| Anthracite | 51693 | | 61,50 |
| Trunk without rails | | | |
| Gray | 51694 | | 46,40 |
| Anthracite | 51695 | | 46,40 |
| Trunk with rails | | | |
| Gray | 51696 | | 56,- |
| Anthracite | 51697 | | 56,- |




Fig. shows tailgate

Thermal mats inside for Citroën Campster/ Vanster from Pössl from My. 2017

| | | | |
|-------------------------|---------|--------|--------|
| Cab | 3-piece | 37346 | 59,95 |
| Living space + tailgate | 4-piece | 37347 | 89,95 |
| Complete set | 8-piece | 372813 | 157,95 |

Outdoor thermo cover (without fig.)

| | | |
|------------------------------------|-------|--------|
| Citr. Campster/Vanster from My. 16 | 37460 | 133,90 |
|------------------------------------|-------|--------|



Climate protection hood for sleeping roof

Campster from Pössl

Thermocover outside for sleeping roof of Citroën Campster. Thickness 8 mm. Attached with Velcro tape.

| | | |
|--|-------|--------|
| | 37461 | 247,30 |
|--|-------|--------|

NEW: Sleeping roof insulation for Pössl Campster
with SCA roof from 2016 (Information page 232)

| | | |
|--|--------|-------|
| Climacover outside (without fig.) | 373943 | 515,- |
| Insulation inside (without fig.) | 373883 | 419,- |



Multirail Front spoiler



Rear end

Image similar

Multirail

for Citroën Spacetourer/Jumpy, Peugeot Traveller/Expert, Toyota Proace, all from 3/2016; Opel Vivaro C/Zafira Life from fall 2019 and Pössl Campster/Campi.

- Rain gutter for awning and roof rack
- Easy attachment of awning and awning with clamping rod or pull-in keder
- Easy installation of the self-adhesive spoiler profiles
- The aluminum rail is already pre-drilled
- Absorption of roof loads up to 100 kg
- For keder thickness 7-8,5 mm

The Multirail is attached to the vehicle with a special adhesive (Sikaflex 554/294113). The matching spoiler set with screws and mounting instructions must be ordered separately.

Body length M (4.95 m)

| | | |
|----------------------------------|--------|-------|
| Multirail right (passenger side) | 90178 | 399,- |
| Multirail left (driver's side) | 901780 | 399,- |

CITROËN SPACETOURER ACCESSORIES

also for Pössl Campster, Pössl Vanster, Peugeot Traveller, Toyota Proace Verso, Opel Zafira D Life, Fiat Ulysse.

Uni Van 2 - universal rear tent for minicampers and vans

- Freestanding
- Side walls and back wall with door
- Ventilation in roof and floor
- Transparent windows with 1/3 mosquito net
- Extra long airlock with doors on both sides
- Changing room at swimming lake

Scope of delivery: Tent skin, poles, guy ropes, pegs, pack sack.
 Universal rear tent for mini campers and vans. Both side walls and front wall with door, which can be used as awnings. Air circulation through ventilation in the roof, sides and floor.

937984 349,-

| | | | |
|--|--|--|--|
| | | | |
| | | | |



Trapeze - rear tent without poles

- Both side walls and back wall with door
- Tinted windows with interior cover
- Mosquito net window
- With window in the roof as a skylight

With extra large interior, for camp bed, bicycles, or similar. Rear tent simply pull over open tailgate and attach to the ground. The back wall with mosquito net window can also be used as a sun awning.

Scope of delivery: Tent skin, including storage bag

93796 199,-

| | | | |
|--|--|--|--|
| | | | |
| | | | |



Privacy screen/shower curtain for van tailgate

- Shower without getting wet in the rear
- Suitable for almost all panel vans (Details on www.reimo.com)

The privacy screen can be used with or without a rear tent (no tight seal). Simply fasten it over the tailgate with the adjustable strap and fix it to the bumper with synthetic hooks if needed. Water column 2.000 mm, dimensions: 153 x 186cm, color gray

936287 34,95



For Citroën SpaceTourer/Jumpy and identical Types:
 Peugeot Traveller/Expert, Toyota Proace Verso (all from 2016), Opel Zafira Life/Vivaro C (from 2019) with tailgate.

| | | |
|--|--------|-------|
| Mosquito net for tailgate, Fastening with elastic | 461333 | 169,- |
| Mosquito net for sliding doors, Fixing with magnet | 461334 | 175,- |



① **2-chamber pressure water pump –
3.8 l/min, 2.8 bar**

Self-priming. Connection via 3/8" (10 mm) hose bolt incl. filter and hose adapter. Ca. dimensions: WxHxD 154x98x62 mm, 12 V, 3.5 A (max. 7.5 A). **620550 49,90**



② **3-chamber pressure water pump –
7 l/min, 1.4 bar**

Self-priming. Connection via 1/2" external thread incl. filter and hose adapter. Ca. dimensions: WxHxD 130x123x203 mm, 12 V, 3.0 A (max. 6.0 A). **62055 89,90**



③ **3-chamber pressure water pump –
10 l/min, 2.8 bar**

Self-priming. Connection via 1/2" external thread incl. filter and hose adapter. Ca. dimensions: WxHxD 130x123x203 mm, 12 V, 3.5 A (max. 7.5 A). **62056 94,90**

④ **4-chamber pressure water pump –
11.3 l/min, 3.8 bar**

Self-priming. Connection via 1/2" external thread incl. filter and Hose adapter. Dimensions ca.: WxHxD 130x111x203 mm, 12 V, 3.5 A (max. 7.5 A). **620560 109,-**



⑤ **5-chamber pressure water pump –
18.9 l/min, 4.2 bar**

Self-priming. Connection via 1/2" external thread incl. filter and Hose adapter. Dimensions ca.: WxHxD 130x111x203 mm, 12 V, 3.5 A (max. 7.5 A). **620561 139,-**

⑥ **Submersible pump 16 l**

- Fully immersible
- Silent and vibration-free operation
- Permanently lubricated

12 V, 0.6 bar, 5.0 A, operating time for 30 min, delivery head up to 6 m, dry seal with permanent lubrication, hose connection: Ø 12 mm / 1/2", weight: 0.24 kg, dimensions: WxH 48x106 mm.

620001 11,95



① **Cooker-sink combination with 2-piece glass cover**

- 2 flame with ignition fuse
- Approved for 30 mbar
- Burner power: 1x 1.8 kW, 1x 1.0 kW, gas consumption 204 g/h
- High quality, easy to clean stainless steel
- Recessed controls

Hole for faucet: 39 mm (faucet is not included).

Outer diameter of the siphon hose connection: ca. 20 mm.

Dimensions: WxHxD 900x190x360 mm,

Installation dimension: WxD 885x315 mm. Weight: 7 kg

Scope of delivery: cooker-sink combination with 2-piece glass cover, siphon, Rubber seals and mounting accessories.

| | | |
|-------------------|--------------|--------------|
| Sink left | 70176 | 369,- |
| Sink right | 70177 | 369,- |



② **Sink - with glass cover**

- Easy to clean
- Glass cover included
- High quality design

Carbest stainless steel sink, with glass cover. Ø faucet: ca. 35 mm. Ø drain: ca. 41 mm. Ø Hose connection: ca. 20 mm. Installation dimension: W398 x D325 mm, dimension: W415 x D365 x H156 mm. Weight: 2.8 kg. Scope of delivery: Carbest sink, siphon, plug, instruction manual.

| | |
|--------------|--------------|
| 70144 | 189,- |
|--------------|--------------|



③ **Sink - with glass cover and faucet**

- Easy to clean
- Glass cover included
- High quality design

Carbest stainless steel sink, with glass cover and faucet.

Suitable drain set: type E (e.g. 705065). Can be combined with stove 70569.

Installation dimension: W310 x D342 mm,

Dimension: W322 x D352 x H150 mm

Scope of delivery: Carbest sink and faucet

| | |
|--------------|--------------|
| 70566 | 249,- |
|--------------|--------------|



④ **Stainless steel washbasin, round Ø 265 mm**

- High gloss stainless steel
- Easy care
- Chic look

External dimensions: Ø 265 mm,

Installation dimensions: Ø 225 mm, depth: 120 mm.

Suitable drain: Type E (Ø 50 mm)

| | |
|--------------|--------------|
| 64031 | 38,95 |
|--------------|--------------|

⑤ **Stainless steel washbasin, oval 340x270 mm**

- High gloss stainless steel
- Easy care
- Chic look

External dimensions: 340x270 mm,

Installation dimensions: 280x210 mm, depth: 120 mm.

Suitable drain: type A (Ø 37 mm), type F (Ø 35 mm)

| | |
|--------------|--------------|
| 64032 | 40,95 |
|--------------|--------------|

③ **Stainless steel washbasin, oval 432x305 mm**

- High gloss stainless steel
- Easy care
- Chic look

External dimensions: 432x305 mm,

Installation dimensions: 375x245 mm, depth: 130 mm.

Suitable drain: type A (Ø 37 mm), type F (Ø 35 mm)

| | |
|--------------|--------------|
| 64033 | 49,95 |
|--------------|--------------|



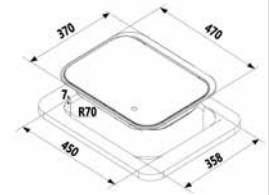


① Gas stove - 2 flame with glass cover

- 2 flame
- 1x 1,8 kW, 1x 1.0 kW
- With 12 V ignition fuse
- With glass cover

Stainless steel, controls at the bottom, 12V, 2 flame, with ignition fuse. Power: 1x 1.8 kW, 1x 1.0 kW, gas consumption 204 g/h, 30 mbar, installation dimension: W450 x D358 mm, dimensions: W470 x D370 x H125 mm.

Weight: 3.9 kg. Scope of delivery: Carbest gas stove incl. rubber seals and mounting accessories. **70142 299,-**



② Gas stove - 3 flame with glass cover

- 3 flame
- 2x 1,8 kW, 1x 1.0 kW
- With 12 V ignition fuse
- With glass cover

Stainless steel, controls at the bottom, 12V, 3 flame, with ignition fuse. Power: 2x 1.8 kW, 1x 1.0 kW, gas consumption 305 g/h, 30 mbar, installation dimension: W554 x D438 mm, dimensions: W570 x D450 x H115 mm. Weight: 5.7 kg. Scope of delivery: Carbest gas stove incl. rubber seals and mounting accessories.

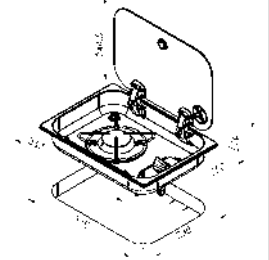
70143 349,-



① Gas stove - 1 burner with glass cover

- 1 flame, with ignition fuse
- High quality safety glass
- 1x 1,8 kW

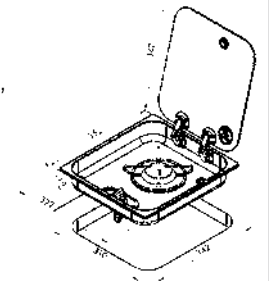
Stainless steel, control element on the right, 1 flame, with manual ignition. Power: 1x 1.8 kW, gas consumption 131 g/h, 30 mbar, installation dimension: W338 x D238 mm, dimensions: W357 x D250 x H119 mm. Weight: 3.0 kg. **70568 222,-**



② Gas stove - 1 burner with glass cover

- 1 flame, with ignition fuse
- High quality safety glass
- 1x 1,8 kW

Stainless steel, controls at the bottom, 1 flame, with manual ignition. Power: 1x 1.8 kW, gas consumption 131 g/h, 30 mbar, installation dimension: W310 x D342 mm, dimensions: W322 x D352 x H119 mm. Weight: 3.5 kg. Can be combined with sink 70566. **70569 232,-**

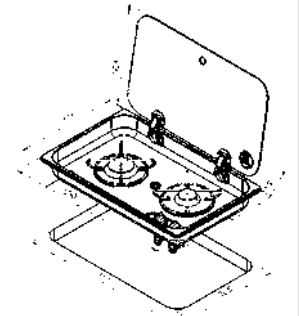


③ Gas stove - 2 flame with glass cover

- 2 flame, with ignition fuse
- High quality safety glass
- 1x 1,8 kW, 1x 1,0 kW

Stainless steel, controls at the bottom, 2 flame, with manual ignition. Power: 1x 1.8 kW, 1x 1.0 kW, gas consumption 204 g/h, 30 mbar, installation dimension: W505 x D305 mm, dimensions: W530 x D326 x H119 mm. Weight: 5.5 kg.


70567 259,-



① Surface mounted gas hob -
2-burner stainless steel

- 2 flame, with ignition fuse
- Stainless steel surface
- 1x 1,8 kW, 1x 1,0 kW

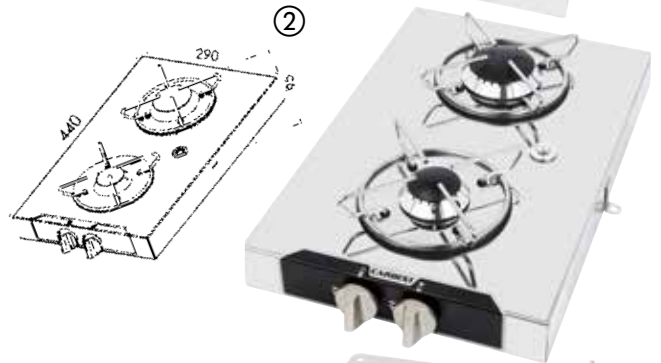
Controls at the bottom, 2-flame, manual ignition, power: 1x 1.8 kW, 1x 1.0 kW, gas consumption 204 g/h, 30 mbar, dimensions: W440 x D290 x H95 mm. Weight: 2.5 kg. Scope of delivery: Carbest gas hob incl. mounting accessories **70563 219,-**



② Surface mounted gas hob -
2-burner stainless steel

- 2 flame, with ignition fuse
- Stainless steel surface
- 1x 1,8 kW, 1x 1,0 kW

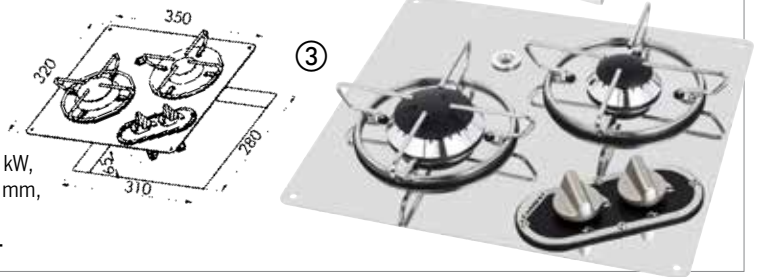
Controls at the bottom, 2-flame, manual ignition, power: 1x 1.8 kW, 1x 1.0 kW, gas consumption 204 g/h, 30 mbar, dimensions: B290 x D440 x H95 mm. Weight: 2.5 kg. Scope of delivery: Carbest gas hob incl. mounting accessories **70562 219,-**



③ Built-in gas hob - 2-burner stainless steel

- 2 flame, with ignition fuse
- Stainless steel surface
- 1x 1,8 kW, 1x 1,0 kW

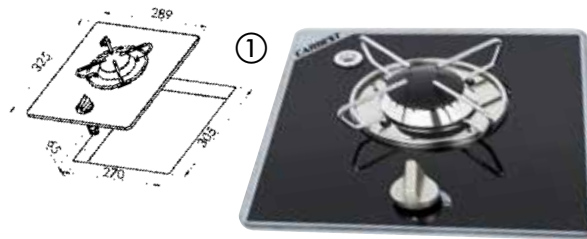
Controls at the bottom, 2-flame, manual ignition, power: 1x 1.8 kW, 1x 1.0 kW, gas consumption 204 g/h, 30 mbar, installation dimension: W330 x D300 mm, dimensions: W350 x D320 x H65 mm Weight: 2.5 kg. Scope of delivery: Carbest gas hob incl. mounting accessories **70561 239,-**



① Built-in gas hob -
1-burner glass

- 1 flame, with ignition fuse
- High quality safety glass
- 1x 1,8 kW

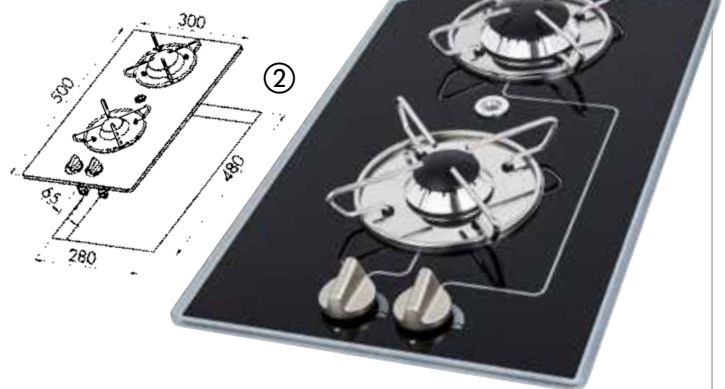
Safety glass, controls at the bottom, 1-flame, manual ignition, power: 1x 1.8 kW, gas consumption 131 g/h, 30 mbar, installation dimension: B270 x D305 mm, dimensions: B290 x D325 x H65 mm. Weight: 3.0 kg. **70557 209,-**



② Built-in gas hob -
2-burner glass

- 2 flame, with ignition fuse
- High quality safety glass
- 1x 1,8 kW, 1x 1,0 kW

Safety glass, controls at the bottom, 2-flame, manual ignition, power: 1x 1.8 kW, 1x 1.0 kW, gas consumption 204 g/h, 30 mbar, installation dimension: B280 x D480 mm, dimensions: W300 x D500 x H65 mm. Weight: 4.3 kg. **70559 342,-**



③ Built-in gas hob -
2-burner glass

- 2 flame, with ignition fuse
- High quality safety glass
- 1x 1,8 kW, 1x 1,0 kW

Safety glass, controls at the bottom, 2-flame, manual ignition, power: 1x 1.8 kW, 1x 1.0 kW, gas consumption 204 g/h, 30 mbar, installation dimension: W360 x D260 mm, dimensions: W380 x D280 x H65 mm. Weight: 3.5 kg. **70558 279,-**



REFRIGERATOR ACCESSORIES/FRIDGE DRAWER/TOPLOADER


CARBEST
INNOVATIONS FOR MOBILE LIFE



12 V

Refrigerator fan

12 V fan, with thermostat and wall bracket, 3.6 W with 3000 rpm.
Dimensions: 92 x 92 x 25 mm
81166 19,90



12 V

Vitrifrigo ventilation grille with integrated 12V double fan

Pre-installed set consisting of: Ventilation grille, 2x refrigerator fans + thermostat switch (42°C preset, fans start automatically when this temperature is reached). Optimizes the efficiency of the cooling system under all environmental conditions.

Color: White **71024 73,95**

DOMETIC OUTDOOR

*at +20°C and 5°C inside temperature

CoolMatic CD30 refrigerator drawer

The compact refrigerated drawer is ideal for confined spaces and offers high flexibility thanks to the separately mountable cooling unit with 1.5 m supply cable.
The ball bearing drawer has a secure locking system that unlocks easily.

| | | |
|-----------------------------|---|---------------------|
| Model | CoolMatic CD30 | |
| Volume | 30 liters | |
| Voltage | 12 V / 24 V | |
| Ø Power consumption* | 0,67 Ah/h | |
| Ø Power consumption | 40 W | |
| Temp. range | -2 to 12 °C | |
| Dimensions W x H x D | 440 x 250 x 730 mm (D without aggregate) | |
| Weight | ca. 19.3 kg | |
| Color | Black | |
| Item number | Price | 711782 849,- |

12V
24 V

30
LITER



VITRIFRIGO
COOL AND BEYOND

12V
24V TOP QUALITY INCL. COVER

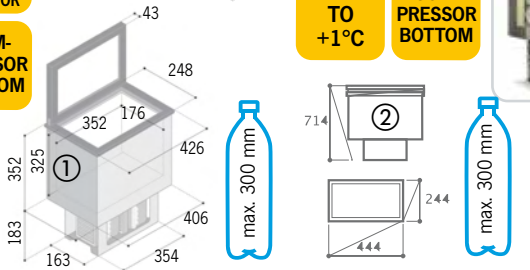


20
LITER

+4°C

STAIN-
LESS
STEEL
INTERIOR

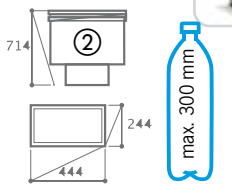
COM-
PRESSOR
BOTTOM



34
LITER

+10°C
TO
+1°C

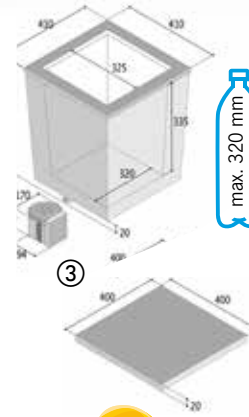
COM-
PRESSOR
BOTTOM



37
LITER

+4°C

COM-
PRESSOR
EXTERN



40
LITER


+10°C
TO
-10°C

LED
DISPLAY

TURBO
MODE
NIGHT
MODE

2
CONTAINER
INCLUSIVE

COM-
PRESSOR
BOTTOM



| Model | ① TL20RF | ② TL35 NEW | ③ TL37L | ④ TL43 |
|------------------------------|---------------------|--------------------|--------------------|---------------------|
| Dimensions (WxHxD) mm | 426 x 352/535 x 248 | 444 x 714 x 244 | 410 x 430 x 410 | 340 x 463/633 x 500 |
| Voltage | 12/24 Volt | 12/24 Volt | 12/24 Volt | 12/24 Volt |
| Contents/Freezer | 20 liters | 34 liters | 37 liters | 40 liters |
| Weight | 17 kg | 15 kg | 15 kg | 14,5 kg |
| Temperature range | +4°C | +10°C to +1°C | +4°C | +10°C to -10°C |
| Ø Power consumption | 28 watt | 28 watt | 45 watt | 45 watt |
| Art.No. Price | 71015 736,- | 71561 787,- | 71021 797,- | 71018 838,- |

CampCooler - The compressor cooler series for camping and leisure

- Cooling and freezing from -20°C to +10°C
- Robustly constructed with reinforced handles and bottom corners
- Digital control panel and LED interior lighting
- Integrated battery protection

The new powerful compressor coolers from Carbest offer a cooling capacity down to -20°C. The temperature setting is made via a digital control unit and can be selected between the power settings MAX or ECO. The removable basket insert in the main compartment allows for easy cleaning. The 12/24V connection cable is included, the 100-240V AC adapter cable is sold separately.



| Model | ① 30 liters | ② 40 liters | ③ 50 liters |
|--------------------------|---------------------------|-------------|-------------|
| Useful capacity (liters) | 30 L | 40 L | 50 L |
| Ø Current consumption | 12 V: 5.0 A / 24 V: 2.5 A | | |
| Ø Power consumption | 60 W | | |
| Temperature range | +10 °C to -20 °C | | |
| Operating volume | < 45 dB | | |
| Dimensions (LxW x H) | 693x345x381 | 693x345x456 | 693x345x531 |
| Weight (ca.) | 12,5 kg | 13,0 kg | 14,0 kg |
| Item no. | 71456 | 71457 | 71458 |
| Price | 399,- | 449,- | 499,- |

① 100-240 V AC adapter cable (can be ordered optionally), enables operation of the coolers with 230 V voltage **714499 24,90**



Comfortslider M + L mounting pullouts for coolers

- Solid powder coated metal frame
- Safety lock
- Includes 4 lashing straps and mounting hardware

• **ComfortSlider M**, extension ca. 760 mm.
For coolers with a size of max. LxW 740x410 mm.
Ideal for the following Carbest coolers:
71469/71456/71457/71458/714102/714103/71375

• **ComfortSlider L**, extension ca. 900 mm.
For coolers with a size of max. LxW 910x530 mm.
Ideally suited for the following Carbest coolers:
71371/71372/71373

Thanks to the universal pull-out rails, your cooler can be pulled out of the vehicle for convenient loading and unloading. A safety lock ensures that the rail is firmly anchored in the pushed-together position during travel.

Scope of delivery: Fastening pull-out, 4 lashing straps with which the cooler can be secured (on lashing eyes) to the pull-out frame, mounting material. Without cooler.

① **ComfortSlider M - loadable up to 120 kg**
Dimensions (LxWxH) Outside: 790x480x65 mm, Inside: 740x410 mm
Weight: ca. 12.8 kg **71498 199,-**

② **ComfortSlider L - loadable up to 120 kg**
Dimensions (LxWxH) outside: 960x600x65 mm, inside: 910x530 mm
Weight: ca. 16 kg **71499 219,-**





① CabCooler 8

Fits perfectly between the driver seats in VW T6/T5

| | | | | | | | |
|-----------------|--------------------|----------------|----------------------------------|--------------------|------------------------|-----------------------------|----------------------------|
| VW T6/T5 | 12 V / 24 V | 8 LITER | INDUCTIVE LOADING STATION | 3x USB PORT | DIGITAL DISPLAY | INCL. ASSEMBLY-PLATE | INCL. 12/24 V CABLE |
|-----------------|--------------------|----------------|----------------------------------|--------------------|------------------------|-----------------------------|----------------------------|

| | |
|------------------------------------|------------------------------|
| Total useful capacity (liters) | 8 L |
| Ø Current consumption | 12V: 4.0A / 24V: 2.0A |
| Ø Power consumption | 45 W |
| Temperature range | +20 °C to -15 °C |
| Operating volume | < 45 dB |
| Dimensions (L x W x H) mm / Weight | 538 x 190 x 390 / ca. 8.6 kg |
| Item no. / Price | 713543 349,- |

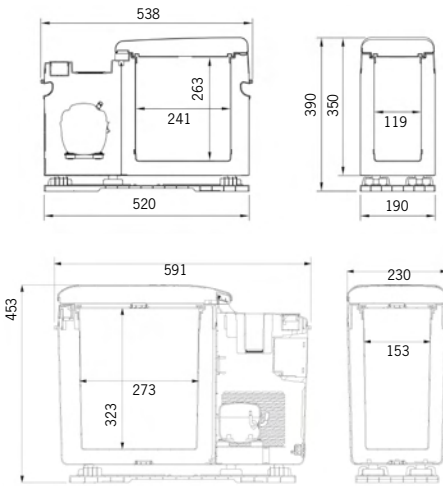
② CabCooler 14

Fits perfectly between the driver's seats in Fiat Ducato

| | | | | | | | |
|--------------------|--------------------|-----------------|------------------------|--------------------|------------------------|-----------------------------|----------------------------|
| FIAT DUCATO | 12 V / 24 V | 14 LITER | 2 DRINKS-HOLDER | 3x USB PORT | DIGITAL DISPLAY | INCL. ASSEMBLY-PLATE | INCL. 12/24 V CABLE |
|--------------------|--------------------|-----------------|------------------------|--------------------|------------------------|-----------------------------|----------------------------|

| | |
|------------------------------------|------------------------------|
| Total useful capacity (liters) | 14 L |
| Ø Current consumption | 12V: 4.0A / 24V: 2.0A |
| Ø Power consumption | 45 W |
| Temperature range | +20 °C to -15 °C |
| Operating volume | < 45 dB |
| Dimensions (L x W x H) mm / Weight | 591 x 230 x 453 / ca. 9.3 kg |
| Item no. / Price | 713544 379,- |

100-240 V adapter cable (optionally orderable)
Allows operation with 230 V voltage. **714499 24,90**



PowerCooler compressor coolers - The high-quality all-rounders

REISE MOBIL
INTERNATIONAL
KAUFTIPP
6/2022



- Cooling capacity -18°C to +10°C
- Robust housing with stable Carrying handles
- Integrated lashing eyes for fastening of a riser
- Electric thermostat with digital temperature display
- Three-stage battery protection to protect the vehicle battery
- Color: Black/Grey
- 12/24 V connection cable included

| Product | ① PowerCooler 35 | ② PowerCooler 45 |
|---------------------------|---|---|
| Useful capacity (liters) | Refrigerator/freezer compartment 4.5 L/30.5 L | Refrigerator/freezer compartment 7.0 L/38 L |
| Ø Current consumption | 12 V: 4.6A / 24V: 2.3A | 12 V: 5.4A / 24V: 2.7A |
| Ø Power consumption | 55 W | 65 W |
| Temperature range | +10 °C to -18 °C | |
| Operating volume | 45 dB | |
| Dimensions (L x W x H) mm | 650 x 400 x 395 | 650 x 400 x 465 |
| Weight (ca.) | 17,1 kg | 18,5 kg |
| Item no. / Price | 714102 499,- | 714103 579,- |



100-240V AC adapter cable enables the operation of the coolers with 230V voltage.
714101 34,90

LR40L + LR50L + LR90L



- 12V / 24V
- DOOR STOP LEFT / RIGHT
- VENT-POSITION
- NIGHT MODE
- LG COMPRESSOR
- LED DISPLAY
- VERY SMALL DESIGN (419 cm)
- BLACK DESIGN
- ECE R10

Front panels also available in brushed silver as an accessory

40 LITER

COMPRESSOR REMOVE-ABLE



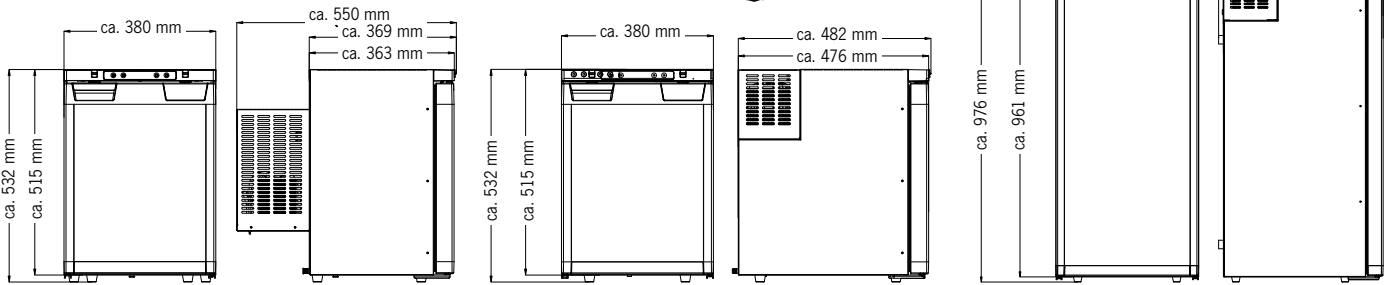
50 LITER



90 LITER



These refrigerators are designed for installation in vehicles only.



- Front design: black brushed
- Door hinge left or right freely selectable
- LED display
- Night Mode: Lower noise level, reduced power consumption and unlit display during the night for better sleep
- Integrated "Vent-Position-System" prevents bad odors and mold growth when not in use
- Brand compressor from LG
- Due to 200 cm long supply line, the compressor unit can be installed offset to the refrigerator for model LR40L (713505)
- Front panel for the refrigerator door in brushed silver optionally available (to replace yourself)

| Model | ① LR40L | ② LR50L | ③ LR90L |
|--|---------------------------|------------------------|-----------------------|
| Total useful capacity (liters) | 35,8 | 43,7 | 91,4 |
| Refrigerator/freezer (liters) | 31.7 / 4.1 | 40.6 / 3.1 | 82 / 9.4 |
| Ø Current consumption | 12 V: 5.0 A / 24 V: 2.5 A | 12 V: 5.0A / 24V: 2.5A | 12V: 6.0A / 24V: 3.0A |
| Ø Power consumption | 60 W | 60 W | 80 W |
| Temperature range Refrigerator/freezer | +8° to 0°C / -20°C | +8° to 0°C / -20°C | +8° to 0°C / -20°C |
| Control panel | LED display | LED display | LED display |
| Door stop | Left or right | Left or right | Left or right |
| Relocatable compressor unit | Yes (1.5 m supply cable) | No | No |
| Dimensions WxHxD in mm | 380x532x369/550 | 380x532x482 | 419x976x482 |
| Weight | 18 kg | 18 kg | 26 kg |
| Color Black Item no. | 713505 | 713506 | 713507 |
| Price | 579,- | 629,- | 629,- |


| Accessories: front panel for refrigerator door in brushed silver to replace yourself | | | |
|--|---------|---------|---------|
| Color brushed silver Item no. | 7135051 | 7135061 | 7135071 |
| Price | 22.90 | 22.90 | 22.90 |

Expected to be available Q2/2023

Fig. shows LR40L with optional brushed silver front panel



COMPRESSOR REFRIGERATORS FOR CAMPING BUSES



390 mm

12 V
24 V

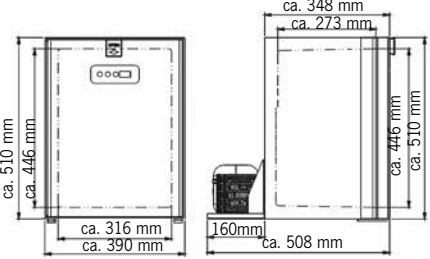

40
LITER

**COM-
PRESSOR
REMOVE-
ABLE**


**DOOR
STOP
RIGHT**

**STAIN-
LESS
STEEL
FRONT**

**LED
DISPLAY
OUTSIDE**


CV40L



INNOVATIONS FOR MOBILE LIFE

- High quality stainless steel front
- The compressor unit can be installed offset to the refrigerator due to 180 cm long supply line
- Door hinge left or right freely selectable

| | |
|-----------------------|-------------------------|
| Usable capacity total | 40 l |
| Refrigerator/freezer | 34 l/6 l |
| Ø Current consumption | 12V: 3,95A / 24V: 1,98A |
| Ø Power consumption | 45 W |
| Temperature range | |
| Refrigerator/freezer | +10 °C to 0 °C / -12°C |
| Weight | ca. 15 kg |
| Item no. | 71357 |
| Price | 749,- |



380 mm

12 V
24 V

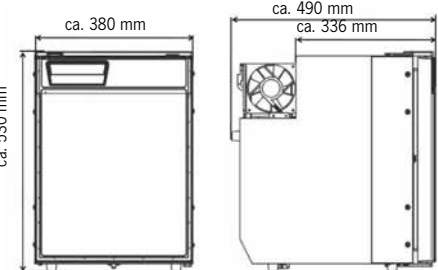


46,5
LITER

**DOOR
STOP
RIGHT**

**PLASTIC
FRONT**

**LED
DISPLAY
INSIDE**


E
ECE R10

Order right away

Suitable mounting frame
Material: aluminum,
color silver metallic.
7135720 52,-


CV50L



INNOVATIONS FOR MOBILE LIFE

- Door stop right (not changeable)
- Compressor unit integrated in housing

| | |
|-----------------------|-------------------------|
| Usable capacity total | 46,5 L |
| Refrigerator/freezer | 42 L / 4,5 L |
| Ø Current consumption | 12V: 5.0A / 24V: 2.6A |
| Ø Power consumption | 40 W |
| Temperature range | |
| Refrigerator/freezer | +15 °C to +5 °C / -18°C |
| Weight | ca. 17 kg |
| Item no. | 713572 |
| Price | 679,- |



470 mm

12 V
24 V

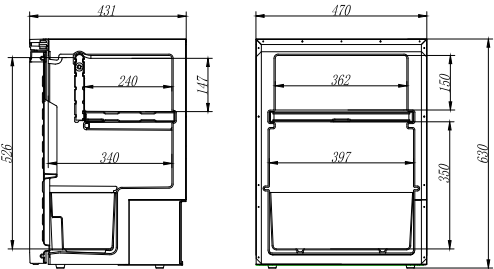

65
LITER

**COM-
PRESSOR
INTERNAL**


**DOOR
STOP
LEFT/
RIGHT**

**LED
DISPLAY
OUTSIDE**

E
ECE R10

MC-65L



Outdoor Equipment

- Door hinge left or right freely selectable
- Brand compressor from LG
- Door panel in matte black
- Compressor unit integrated in housing

| | |
|-----------------------|-----------------------|
| Usable capacity total | 65 L |
| Refrigerator/freezer | 52 L / 13 L |
| Ø Current consumption | 12V: 5.0A / 24V: 2.5A |
| Ø Power consumption | 60 W |
| Temperature range | |
| Refrigerator/freezer | +8 °C to 0 °C / -20°C |
| Weight | ca. 20 kg |
| Item no. | 713512 |
| Price | 529,- |

12 V

COLD-MEMORY

DOOR STOP LEFT/RIGHT

LED TOUCH DISPLAY

BOOST RADIO-TION

VENT POSITION

NIGHT MODE

VERY SMALL DESIGN (419 cm)

ECE R10



- Thanks to the innovative cold storage technology, the generated cold is stored highly efficiently during operation. This keeps the refrigerator compartment cool for longer, even if the 12 V power supply is interrupted or the compressor is switched off for a short time, e.g. during the night.
- Economical operation in night mode
- Fast cooling down thanks to boost function
- Door hinge left or right freely selectable



ca. 472 mm ca. 419 mm



V90L

The narrow design with a width of 419 mm is specially adapted to the shape of box carts.

| | |
|---|---------------------------|
| Gross volume | 87 L |
| Refrigerator/freezer | 76,5 L / 10,5 L |
| Ø Current consumption | 12 V / 6 A |
| Ø Power consumption | 45 W |
| Temperature range Refrigerator/freezer | 0°C to +10°C / max. -15°C |
| Door stop | Left or right |
| Color | Black matte |
| Dimensions (WxHxD) mm | 419 x 976 x 485 |
| Weight ca. | 24 kg |
| Item no. | 713501 |
| Price | 899,- |



87 LITER




MH140L

Large compressor refrigerator with a total of volume of 136 liters. Through a 150 cm long Supply line between compressor unit and refrigeration- the compressor unit can be installed in an offset position in the cabinet. This reduces the installation depth.

| | |
|---|---------------------------|
| Refrigerator/freezer | 120.8 L / 15 L |
| Ø Current consumption | 12 V / 8 A |
| Ø Power consumption | 60 W |
| Temperature range Refrigerator/freezer | 0°C to +10°C / max. -15°C |
| Door stop | Left or right |
| Color | Black matte |
| Dimensions (WxHxD) mm | 419 x 1515 x 565 |
| Weight ca. | 36 kg |
| Item no. | 713502 |
| Price | 1199,- |



ca. 565 mm ca. 419 mm



Relocatable compressor unit



136 LITER

COMPRESSOR REMOVE-ABLE



NEW

PowerPanel SFX135 single module - Extremely robust with ETFE sheathing



Fiberglass Sheet, ETFE Jacketed



SUNPOWER cells



Compact junction box (H: 22 mm)



6m connection cable pre-assembled

135 WATT

EXTREME ROBUST

FIBER-GLASS CARRIER-PLATE

SUN POWER CELLS

ETFE-COATED

6 m CABLE 2x 2,5 mm²

- Very resistant due to ETFE front and back foil with welded outer edges
- SUNPOWER high performance cells
- Walkable with full surface bonding
- Compact connection box
- 6 m cable (2 x 2.5 mm²) pre-installed

The 135 W PowerPanel SFX135 is a semi-flexible solar panel with a new material composition. The SUNPOWER high-performance cells are mounted on a stable, black fiberglass carrier plate, which is encased in an extremely resistant ETFE layer. This ETFE film is on both the front and back of the module and is welded together at the edge. This design ensures optimum protection of the internal cells and makes the PowerPanel SFX135 extremely robust against scratches, heat, high humidity and sea and salt water.

| | |
|---|----------------------|
| Power / Sunpower cell count | 135 W/36 cells |
| Material top layer front and back | ETFE |
| Material carrier plate | Fiberglass (black) |
| Cell efficiency | 24,40 % |
| Short circuit current (Isc) | 6,42 A |
| Open circuit voltage (Voc) | 26,3 Volt |
| Rated voltage (Vmp) | 22,3 Volt |
| Rated current (Imp) | 6,06 A |
| Dimensions mm LxWxH (height connection box) | 1235x540x4 (ca. 22) |
| Cable (2 x 2.5mm ²) | 6 m |
| Weight incl. cable | ca. 4,5 kg |
| Item no. | 84031 |
| Price | 489,- |

NEW

MPPT SOLAR-CHARGE CONTROLLER INCLUSIVE



Bluetooth module* (optional)

PowerPanel SFX135 complete set

POWER PANEL SFX135

135 WATT

INCL. MPPT SOLAR CHARGE CONTROLLER

6 m CABLE 2x 2,5 mm²

- Set includes solar module SFX135 with pre-installed cable (length 6 m), high-quality MPPT charge controller, roof bushing
- MPPT solar controller for charging GEL, lead-acid, AGM and LiFePO4 batteries (battery type adjustable)

| | |
|---------------------------------|----------------------|
| Solar panel power | 135 W |
| Solar panel | 1 x 84031 |
| Dimensions mm LxWxH (Box H) | 1235x540x4 (ca. 22) |
| Cable (2 x 2.5mm ²) | 6 m preinstalled |
| MPPT solar charge controller | 851005 |
| Controller power | 165 W |
| Cable gland | 85258 |
| Item no. | 85279 |
| Price | 549,- |

Expected to be available Q3/2023

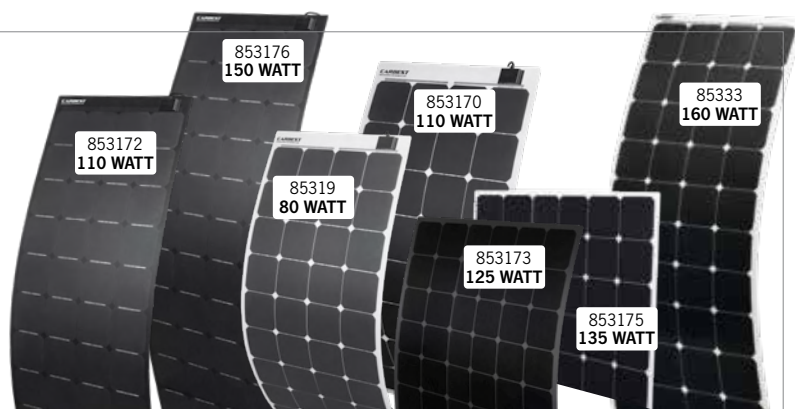
*Bluetooth module for MPPT solar charge controller 851005

Display of relevant solar data on the smartphone via Bluetooth. Cable length: 3 m

851007 34,90

Flexible high-performance solar modules from 80 to 160 watts

- **Sunpower cells:** Significant increase in power yield even at a less than optimal angle to the sun
- **Approx. 3x lighter** than conventional modules
- **Can be walked on** when glued to the surface
- **Compact connector** with pre-installed 8 m cable (2 x 2.5 mm²)
- **High quality ETFE surface**
- **Ideal also for maritime use**



NEW

| | Power Panel Flex 80 white* | Power Panel Flex 110 Pro black | Power Panel Flex 110 white | Power Panel Flex 125 Pro Square black | Power Panel Flex 135 Square white* | Power Panel Flex 150 Pro black* | Power Panel Flex 160 white* |
|---------------------------------|----------------------------|--------------------------------|----------------------------|---------------------------------------|------------------------------------|---------------------------------|-----------------------------|
| Power / Number of cells | 80 W/56 cells | 110 W/32 cells | 110 W/32 cells | 125 W/36 cells | 135 W/36 cells | 150 W/44 cells | 160 W/44 cells |
| Material top layer | ETFE | ETFE | ETFE | ETFE | ETFE | ETFE | ETFE |
| Material carrier plate | TPT | Fiberglass | TPT | Fiberglass | TPT | Fiberglass | TPT |
| Cell efficiency | 20,8 % | 22,5 % | 22,6 % | 22,5 % | 24,4 % | 24,4 % | 23,7 % |
| Short circuit current (Isc) | 2,8 A | 6,88 A | 6,32 A | 6,94 A | 6,41 A | 6,41 A | 6,18 A |
| Open circuit voltage (Voc) | 36,5 Volt | 20.77 Volt | 21,9 Volt | 23,36 Volt | 26.2 Volt | 29.2 Volt | 32.2 Volt |
| Rated voltage (Vmp) | 30.8 Volt | 17,6 Volt | 18,6 Volt | 19,8 Volt | 22,3 Volt | 24.8 Volt | 27,3 Volt |
| Rated current (Imp) | 2,6 A | 6,25 A | 5,97 A | 6,31 A | 6,05 A | 6,05 A | 5,83 A |
| Dimensions mm LxWxH (Box H) | 980 x 550 x 3 (22) | 1100x540x2,5 (22) | 1095x540x3 (22) | 840x800x2,5 (22) | 860x800x3 (22) | 1360x540x3 (22) | 1460x540x3 (22) |
| Cable (2 x 2.5mm ²) | 8 m | 6 m | 8 m | 8 m | 8 m | 8 m | 8 m |
| Weight incl. cable | ca. 2.1 kg | ca. 4.0 kg | ca. 3,2 kg | ca. 4,3 kg | ca. 3.9 kg | ca. 5 kg | ca. 4,8 kg |
| Item no. | 85319 | 853180 | 853170 | 853173 | 853175 | 853176 | 85333 |
| Price | 219,- | 435,- | 289,- | 349,- | 399,- | 533,- | 419,- |

Solar complete sets with flexible high-performance solar modules

- **Sets include solar module with pre-installed 6 or 8m cable****, high quality MPPT charge controller and roof bushing
- **Power from 80 to 160 watts**

Complete set Power Panel Flex 80 white Optimal for silent consumers and for low energy demand. e.g. for cell phone charging and other USB devices such as battery packs or cameras, light and water pump, battery conservation and compensation of silent consumers.

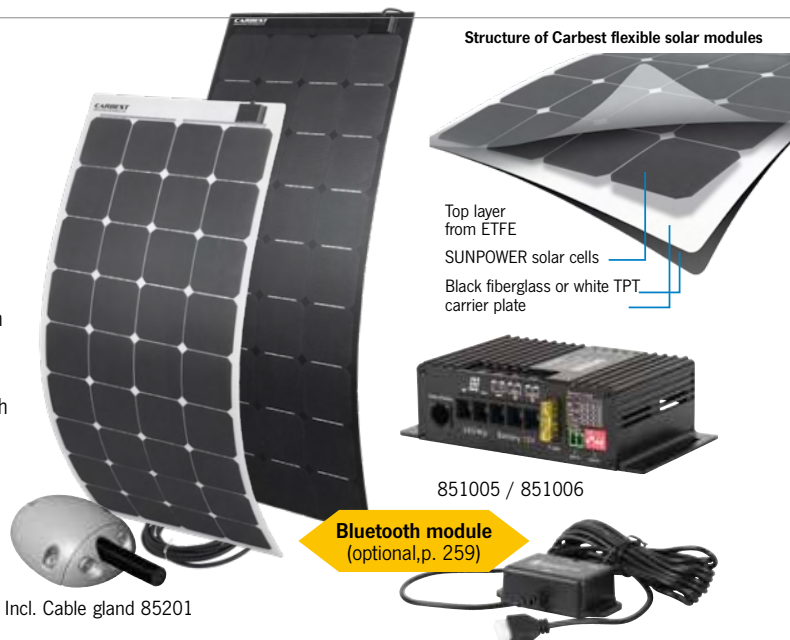
Complete set Power Panel Flex 110-135 white or black Set with the Carbest 135 W solar panel. For example, for light, water pump, compressor cooler, occasional heater.

Complete set Power Panel Flex 150/160 white or black Set with the Carbest 150/160 W solar panel. e. g. E.g. for light, pump, TV/Sat, heating and compressor fridge.

All sets including MPPT charge controller for gel, AGM, acid or LiFePO4 batteries (battery type adjustable).

Mounting Notice:

All Flex modules must be glued over the entire surface (without air pockets). Subsequently, all module edges must be completely sealed up to the upper surface layer.



Incl. Cable gland 85201

| | Complete set Power Panel Flex 80 white | Complete set Power Panel Flex 110 Pro black | Complete set Power Panel Flex 110 white | Complete set Power Panel Flex 125 Pro Square black | Complete set Power Panel Flex 135 Square white | Complete set Power Panel Flex 150 Pro black | Complete set Power Panel Flex 160 white (rear connection box) |
|----------------------------------|--|---|---|--|--|---|---|
| Solar panel power | 80 W | 110 W | 110 W | 125 W | 135 W | 150 W | 160 W |
| Solar panel | 1 x 85319 | 1 x 853180 | 1 x 853170 | 1 x 853173 | 1 x 853175 | 1x 853176 | 1x 85333 |
| Dimensions mm LxWxH (Box H) | 980 x 550 x 3 (22) | 1100 x 540 x 2,5 (22) | 1095x540x3 (22) | 840x800x2,5 (22) | 860 x 800 x 3 (22) | 1475 x 540 x 3 (22) | 1460 x 540 x 3 (22) |
| Cable (2 x 2.5 mm ²) | 8 m preinstalled | 6 m preinstalled | 8 m preinstalled | 8 m preinstalled | 8 m preinstalled | 8m preinstalled | 8m preinstalled |
| MPPT solar charge controller | 851005 | 851005 | 851005 | 851005 | 851005 | 851005 | 851006 |
| Controller power | 165 W | 165 W | 165 W | 165 W | 165 W | 165 W | 350 W |
| Cable gland | 85201 | 85201 | 85201 | 85201 | 85201 | 85201 | 85201 |
| Item no. | 85270 | 85269 | 85272 | 85273 | 85277 | 85278 | 85276 |
| Price | 299,- | 519,- | 369,- | 439,- | 469,- | 599,- | 529,- |

**6 m cable only with 85269. All other modules with 8 m cable

*We recommend an MPPT charge controller (e.g. 851005 or 851006, page 259)



ALU FRAME

MONO CELLS

SAFETY GLASS

INCL. CABLE
2x 2,5 mm²

CB-115 Slim with slim Design

High-performance solar modules with aluminum frame from 115 to 190 watts

- All solar modules with solid aluminum frame (CB-series color silver, All-Black-series color black)
- Monocrystalline cells under annealed glass
- Protected cable connection (2x 2.5mm²)
- Power: 115 to 190 watts
- 25 years performance guarantee (After 25 years still 80% performance)

| | CB-115 Slim (slim design) | CB-115 | NEW CB-155 | NEW CB-170 | 115W Full-Black | 135W Full-Black | NEW 155W Full-Black | NEW 170W Full-Black | NEW 190W Full-Black |
|-----------------------------|---------------------------|-------------|-------------|-------------|-----------------|-----------------|---------------------|---------------------|---------------------|
| Power | 115 W | 115 W | 155 W | 170 W | 115 W | 135 W | 155 W | 170 W | 190 W |
| Cell count | 32 cells | 36 cells | 36 cells | 36 cells | 36 cells | 36 cells | 36 cells | 36 cells | 35 cells |
| Efficiency d. cells | 23,0% | 22,0% | 22,0% | 22,0% | 22,4% | 22,4% | 22,4% | 22,4% | 22,40% |
| Short circuit current (Isc) | 6,92 A | 6,16 A | 8,3 A | 9,02 A | 6,27 A | 7,36 A | 8,45 A | 9,03 A | 10,46 A |
| Open circuit voltage (Voc) | 21,33 Volt | 23,96 Volt | 23,96 Volt | 24,18 Volt | 23,52 Volt | 23,52 Volt | 23,52 Volt | 24,16 Volt | 23,31 Volt |
| Rated voltage (Vmp) | 17,62 Volt | 19,80 Volt | 19,8 Volt | 19,85 Volt | 19,43 Volt | 19,43 Volt | 19,43 Volt | 19,80 Volt | 19,26 Volt |
| Rated current (Imp) | 6,53 A | 5,81 A | 7,83 A | 8,56 A | 5,92 A | 6,95 A | 7,98 A | 8,59 A | 9,87 A |
| Dimensions in mm LxWxH | 1580x410x35 | 1200x545x35 | 1640x545x35 | 1755x545x35 | 1200x545x35 | 1400x545x35 | 1640x545x35 | 1755x545x35 | 1175x840x35 |
| Cable preinstalled | 1m | 1m | 6m | 6m | 1m | 1m | 6m | 6m | 6m |
| Weight ca. | 7,5 kg | 7,5 kg | 10,5 kg | 11,3 kg | 7,5 kg | 9,0 kg | 10,5 kg | 11,3 kg | 11,8 kg |
| Art. No. | 852382 | 852380 | 852389 | 852391 | 852381 | 852384 | 852390 | 852392 | 852393 |
| Price | 229,- | 219,- | 329,- | 349,- | 253,- | 269,- | 369,- | 379,- | 429,- |

All-Black or Alu-Silver Solar Complete Sets from 115 to 310 Watt



ALL SETS INCL. BRACKET, MPPT CHARGE CONTROLLER, ROOF BUSHING AND 10 m CABLE



- Sets include solar module with matching color bracket and roof feedthrough, MPPT solar charge controller (except starter set) and high quality solar cable
- Monocrystalline cells, black or silver aluminum frame
- With pre-installed connection cable (2x 2.5 mm²)
- Power: 115 to 310 watts
- 25 years performance guarantee (After 25 years still 80% performance)

NEW NEW NEW

NEW NEW NEW

| | Complete set 115W Full-Black | Complete set 135W Full-Black | Complete set 155W Full-Black | Complete set 170W Full-Black | Complete set 190W Full-Black | Starter complete set CB-115B | Complete set CB-115 | Complete set CB-115 Slim | Complete set CB-155 | Complete set CB-170 | Complete set CB-230 | Complete set CB-310 |
|-------------------|------------------------------|------------------------------|------------------------------|------------------------------|------------------------------|------------------------------|---------------------|--------------------------|---------------------|---------------------|---------------------|---------------------|
| Solar panel power | 1x 115 W | 1x 135 W | 1x 155 W | 1x 170 W | 1x 190 W | 1x 115 W | 1x 115 W | 1x 115 W | 1x 155 W | 1x 170 W | 2x 115 W | 2x 155 W |
| Solar panel | 1x 852381 | 1x 852384 | 1x 852390 | 1x 852392 | 1x 852393 | 1x 852380 | 1x 852380 | 1x 852382 | 1x 852389 | 1x 852391 | 2x 852380 | 2x 852389 |
| Charge controller | 851005 | 851005 | 851005 | 851006 | 851006 | 85135 | 851005 | 851005 | 851005 | 851006 | 851006 | 851006 |
| Controller power | 165 W | 165 W | 165 W | 350 W | 350 W | 180 W | 165 W | 165 W | 165 W | 350 W | 350 W | 350 W |
| Cable (2x 2,5mm²) | 10 m | 10 m | 6 m | 6 m | 6 m | 10 m | 10 m | 10 m | 6 m | 6 m | 10 m | 6 m |
| Cable gland | 850493 | 850493 | 850493 | 850493 | 850493 | 85049 | 85049 | 85049 | 85049 | 85049 | 850491 | 850491 |
| Mounting spoiler | 850909 | 850909 | 850909 | 850909 | 850911 | 850906 | 850906 | 850900 | 850906 | 850906 | 2x 850906 | 2x 850906 |
| Art. No. | 851103 | 840314 | 851104 | 851105 | 851106 | 851095 | 851096 | 851079 | 851100 | 851101 | 851077 | 851102 |
| Price | 389,- | 399,- | 469,- | 499,- | 549,- | 249,- | 289,- | 325,- | 429,- | 479,- | 519,- | 779,- |

CARBEST
INNOVATIONS FOR MOBILE LIFE



REIMO BEST-PREIS 34,90

Solar charge controller

12 V/24 V - 15 A. Optical capacity indicator. Reliable and inexpensive charge controller for solar systems up to 180/360 watts charging power. **85135 34.90**

SunControl 2 MPPT charge controller

12 V/320 W, for gel, AGM, acid or LiFePO4 batteries. 5-phase charging curve, input for 2 solar panels, additional output for the starter battery. LED charge indicator. Fuse protection: 25 A. Max. Charging current 25 A. Dimensions: L 151 x W 90 x H 48 mm **851308 169,-**

CARBEST
INNOVATIONS FOR MOBILE LIFE



① Charge controller 12 V/12 A/max. 165W **851005 69.90**
 ① Charge controller 12 V/25 A/max. 350W **851006 99.90**
 ② Bluetooth module with 3 m cable **851007 34.90**
 ③ Separate solar monitor, consisting of mounting frame and 5 m cable with connector. **851008 69.95**
 Temperature sensor with 3 m cable (without picture) **851004 8.20**

Bluetooth-enabled MPPT charge controller, data display via app or separate monitor

- Improved version: From now on the fuse is accessible from the outside
- Bluetooth function only in conjunction with the 851007 Bluetooth module (free app for Android and iOS)
- Battery type adjustable: GEL, lead-acid, AGM, LiFePO4 batteries
- Two battery outputs
- Max. Input voltage is 50 V

CARBEST
INNOVATIONS FOR MOBILE LIFE

MPPT charge controller

- 12 V/16 A/max. 270 W
- Battery type adjustable
- For gel, AGM, acid, LiFePO4

2 solar modules connectable, 4-stage charging curve, integrated desulfator. Outputs for 2 batteries, with LED charge indicator lights. Max. Input voltage 40 V. Dimensions: LxWxH 105x85x50mm **851320 84.95**




BÜTTNER ELEKTRONIK
MOBILE MOUNTING TECHNOLOGY

Bead filler set box van

The bead filler set compensates for the profiled roof surface on the Fiat Ducato panel van. This provides a continuous bonding surface for MT mounting profiles and FLAT LIGHT solar modules. The bead fillers are inserted into the recesses and glued in place with Sikaflex. In the rear area this is not necessary and also not advisable so that water can flow off without problems. A bead filler set consisting of 2 specially pre-treated aluminum plates. Depending on the module width and positioning, different numbers of plates are required.

Bead filler set 85261 21,-



CARBEST
INNOVATIONS FOR MOBILE LIFE



35 mm
12 mm
25 mm
62 mm
63 mm

Stable aluminum spoiler profile

- 2-piece, can be shortened as required
- Fastening by gluing and / or screwing
- Suitable for Carbest solar modules
- Scope of delivery: extruded profile, plastic caps, assembly instructions

CARBEST
INNOVATIONS FOR MOBILE LIFE



Cable bushings

For safe cable routing through roofs or walls. Small, compact, waterproof. For gluing on with Sikaflex incl. PG 13.5 cable gland for cable Ø 6-12 mm.

① White, 1-fold (L12.0 x D6.5 x H3.8 cm) **85049 10.95**
 ② Black, 1-fold (L12.0 x D6.5 x H3.8 cm) **850493 10.95**
 ③ White, 2-fold (L12.4 x D9.3 x H3.8 cm) **850491 12.95**
 ④ Black, 2-fold (L12.4 x D9.3 x H3.8 cm) **850494 12.95**

Aluminum profile bars 550 mm 2 pieces (suitable for Carbest modules with 545 mm width)

White **850906 56.90**
 Black **850909 56.90**

Aluminum profile bar 410 mm 2 pieces (suitable for Carbest module 852382)

White **850900 49.95**

Aluminum profile bar 840 mm 2 pieces (suitable for Carbest module 852393)

Black **850911 69.90**

BÜTTNER ELEKTRONIK
MOBILE MOUNTING TECHNOLOGY



MT bonding set for solar systems


Includes everything needed to attach the MT mounting profiles to the solar module and to glue the profiles: MT Cleaner 205, MT Primer 210, Sikaflex, stainless steel screws, accessories, instructions.

MT bonding set I for 1 module 85074 73,50
MT bonding set II for 2 modules 850741 80,90

 Danger

Bonding of aluminum possible without primer

DEKALIN
Preparations für Professions




MS adhesive with high tack

DEKAsyl MS-5 Polymer
Adhesive with high adhesion and high initial strength for structural bonding of brackets, side skirts, frames and wheel trims, air conditioning boxes, solar or SAT systems. Due to the high strength, fusing times can be reduced.

290 ml

Black, 290 ml **500304 26,90**
 GP* 74,86 / 1 liter

White, 290 ml **500305 25,90**
 GP* 74,86 / 1 liter

 Danger


FLEXIBLE SOLAR MODULES AND COMPLETE SETS



Basic Panel Flex MC-110 + MC-170 for money saver

- PET TOP-AREA
- TPT CARRIER PLATE
- MONO CELLS
- 90 cm CABLE 4,0 mm²
- MC4 SOLAR-PLUG + SOCKET

- Top price-performance ratio
- 110 W or 170 W power
- High power generation with low weight
- Monocrystalline cells
- PET top layer
- TPT carrier plate
- Incl. 90 cm connection cable
- With MC4 solar plug + socket



| | Basic Panel Flex MC-110 | Basic Panel Flex MC-170 |
|--|-------------------------------|-------------------------------|
| Power / Cell type | 110 W / monocrystalline cells | 170 W / monocrystalline cells |
| Short circuit current (Isc) | 6,67 A | 10,32 A |
| Open circuit voltage (Voc) | 21,12 V | 21,12 V |
| Rated voltage (Vmp) | 18 V | 18 V |
| Rated current (Imp) | 6,14 A | 9,48 A |
| Operating temperature | -40°C ~ +85°C | -40°C ~ +85°C |
| Dimensions in mm LxWxH | 955x700x2,5 | 1370x700x2,5 |
| Cable (4.0mm ²) pre-installed with MC4 male and female connector | 0,9 m | 0,9 m |
| Weight | ca. 2,5 kg | ca. 3,5 kg |
| Carrier plate color | White | White |
| Art. No. | 853412 | 853413 |
| Price | 199,- | 299,- |

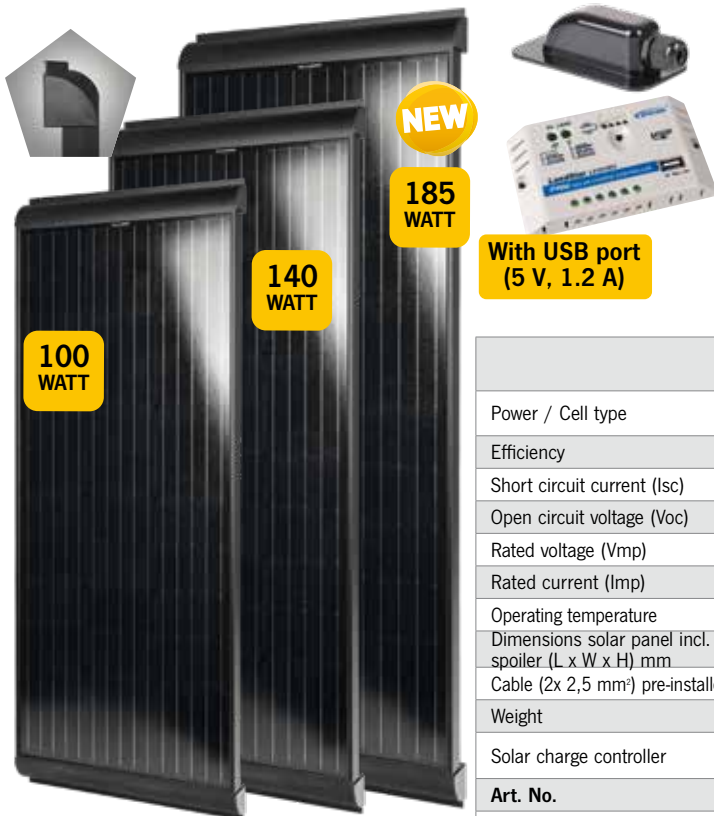
Please order MC4 solar connector set (84052) for connection.



THE PRICE/PERFORMANCE WINNERS

Black MC-100 + Black MC-140 + Black MC-185 Solar Complete Sets

- ALU FRAME BLACK
- SAFETY GLASS
- MONO CELLS
- 6 m CABLE 2x 2,5 mm²
- ALL SETS INCL. BRACKET, CHARGE CONTROLLER, ROOF DUCT



- All components are optimally matched to each other
- Aluminum holding profile (black) already pre-installed
- 6 m cable (2x 2.5mm²) pre-installed
- PWM solar charge controller with USB port (5 V, 1.2 A) for charging GEL, lead-acid, AGM batteries (battery type adjustable)
- All black design
- Performance guarantee: After 25 years still 80% performance

Solar complete set 100W, 140W and 185 W in black design. The sets include a solar module with pre-installed aluminum holding profile (spoiler), pre-installed 6 m solar cable, roof feed-through and solar charge controller 12 V, 10 A or 12V/24V, 20A. All components are optimally matched to each other and thus ensure reliable operation.

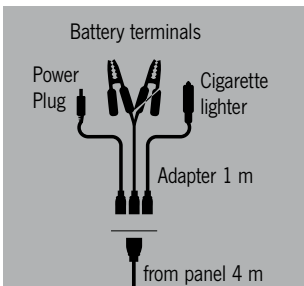
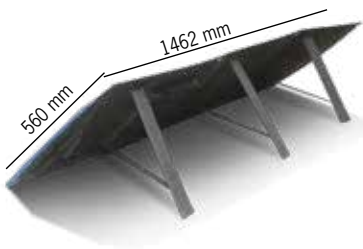
| | Solar Set Black MC-100 | Solar Set Black MC-140 | NEW Solar Set Black MC-185 |
|---|---|-------------------------------|---|
| Power / Cell type | 100 W / monocrystalline cells | 140 W / monocrystalline cells | 185 W / monocrystalline cells |
| Efficiency | 19,60% | 20,70% | 18,90% |
| Short circuit current (Isc) | 6,00 A | 8,40 A | 11,00 A |
| Open circuit voltage (Voc) | 21,6 V | 21,6 V | 21,6 V |
| Rated voltage (Vmp) | 18 V | 18 V | 18 V |
| Rated current (Imp) | 5,55 A | 7,77 A | 10,27 A |
| Operating temperature | -45°C ~ +80°C | -45°C ~ +80°C | -45°C ~ +80°C |
| Dimensions solar panel incl. spoiler (L x W x H) mm | 1353x508x35/64 | 1370x688x35/64 | 1560x700x35/64 mm |
| Cable (2x 2,5 mm ²) pre-installed | 6 m | 6 m | 6 m |
| Weight | ca. 10 kg | ca. 12 kg | ca. 14 kg |
| Solar charge controller | LS1012EU: 12V, 10A, max. solar panel voltage 30V, 1x USB port 5V 1.2A | | LS2024EU: 12V/24V, 20A, 1x USB port 5V 1.2A |
| Art. No. | 84033 | 84034 | 840341 |
| Price | 229,- | 299,- | 444,- |

Powerful foldable solar modules for on the go

①

135 W

EFTE-Surface



Charge controller with USB port for charging cell phone, tablet & Co.

① **Foldable solar panel with 135 watt and charge controller**

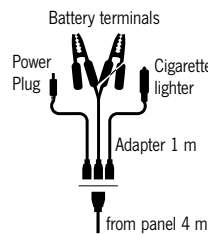
- 36 powerful Sunpower cells
- Integrated 10 A charge controller with USB output
- Including 3 adapter cables
- High quality ETFE surface

With USB charging output 5 V/1.2 A in the charge controller. Includes 3 connection adapters with alligator clips, plug for cigarette lighter socket and 12 V power supply plug (e.g. for EFOY GO). Adapter cables can be stowed in the attached pocket. Dimensions opened: 1462 x 560 x 4 mm. Dimensions folded: 440 x 560 x 20 mm. Weight: ca. 3.8 kg. Rated voltage: 22.32 V, Rated current: 6.05 A

82507 395,-

②

120 W



② **Solar case 120 watt**

- Mobile charging of your 12 V battery
- Monocrystalline cells
- 10 A charge controller integrated
- 3 adapter cables with 1 m length each
- Charge controller incl. USB connection (for charging cell phone & Co.)
- Retractable feet
- Incl. sturdy hard shell bag

| | | |
|-------------------------|---------------|-----------------|
| Rated voltage | Rated current | 19.1 V / 6.28 A |
| Efficiency | | 20,4 % |
| USB port | | 5 V/1.2 A |
| Connection cable | | 4 + 1m |
| Dimensions open in mm | | 1010 x 690 x 30 |
| Dimensions closed in mm | | 505 x 690 x 60 |
| Weight ca. | | 12 kg |
| Item no. | | 825030 |
| Price | | 279,- |



③



③ **Connecting cable 50 cm** For direct connection of the Carbest Folding Panel to the Carbest Energy Station 813740 and the Carbest LithPowerUnits 814135/814136/814137 Cable length 50 cm, 1x solar connector (only suitable for Carbest folding panel 82507 or solar case 825030) 1x 50 A high current battery connector. **850921 29,90**

MOBILE / FOLDABLE SOLAR SYSTEMS

CARBEST
INNOVATIONS FOR MOBILE LIFE

NEW

Fits behind the windshield of most vans

3x USB

Included Extension cable (5m)

Included Adapter cable (1m)

Foldable PowerPanel 100



- Shingle PERC solar cells (monocrystalline) for more power on the same area and less loss in case of partial shading
- ETFE surface: Very robust with high light transmission
- Suitable for standing or hanging
- Sewn-on pocket with integrated cable connector and 3x USB 1x USB-A (5V/3A max.) 1x USB-QC 3.0 (5V/3A, 9V/2A, 12V/1.5A max.) 1x USB-C (PD 3.0, 5V/3A, 9V/3A, 12V/3A, 15V/3A, 20V/3A max.)
- Includes 2 cables for connection to mobile power systems*:
 - 1x 5 m extension cable (2x 2.5 mm²) with Mini Anderson plug on both sides
 - 1x 1 m adapter cable (2x 2.5 mm²) with Mini Anderson plug / Anderson 50 A plug
- Additional protective cover with attached pocket for storing the connection cables

| | |
|---|-----------------------|
| Power | 100 watt |
| Cell type | Monocrystalline cells |
| Rated voltage (Vmp)/rated current (Imp) | 19.4 V / 5.16 A |
| Open circuit voltage (Voc) | 22,9 V |
| Short circuit current (Isc) | 5,46 A |
| Max. System voltage (V) | 100 VDC |
| Cell efficiency | 22 % |
| Dimensions open in mm | 1100x615x16 |
| Dimensions closed in mm | 615x550x32 |
| Weight incl. accessories ca. | 5,1 kg |
| Item no. | 82510 |
| Price | 329,- |

*Prerequisite: Solar controller already pre-installed in the device. When connecting to a car battery or a power system without an integrated solar controller, it is mandatory to connect a separate solar controller and fuse.

CARBEST
INNOVATIONS FOR MOBILE LIFE

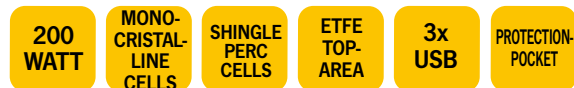
NEW

3x USB

Included Extension cable (5m)

Included Adapter cable (1m)

Foldable PowerPanel 200



- Shingle PERC solar cells (monocrystalline) for more power on the same area and less loss in case of partial shading
- ETFE surface: Very robust with high light transmission
- Suitable for standing or hanging
- Sewn-on pocket with integrated cable connector and 3x USB 1x USB-A (5V/3A max.) 1x USB-QC 3.0 (5V/3A, 9V/2A, 12V/1.5A max.) 1x USB-C (PD 3.0, 5V/3A, 9V/3A, 12V/3A, 15V/3A, 20V/3A max.)
- Includes 2 cables for connection to mobile power systems*:
 - 1x 5 m extension cable (2x 4 mm²) with Mini Anderson plug on both sides
 - 1x 1 m adapter cable (2x 4 mm²) with Mini Anderson plug / Anderson 50 A plug
- Additional protective cover with attached pocket for storing the connection cables

| | |
|---|-----------------------|
| Power | 200 watt |
| Cell type | Monocrystalline cells |
| Rated voltage (Vmp)/rated current (Imp) | 19.4 V / 10.31 A |
| Open circuit voltage (Voc) | 22,9 V |
| Short circuit current (Isc) | 10,93 A |
| Max. System voltage (V) | 100 VDC |
| Cell efficiency | 22 % |
| Dimensions open in mm | 2040x615x20 |
| Dimensions closed in mm | 615x550x3 |
| Weight incl. accessories ca. | 7,3 kg |
| Item no. | 82509 |
| Price | 649,- |

*Prerequisite: Solar controller already pre-installed in the device. When connecting to a car battery or a power system without an integrated solar controller, it is mandatory to connect a separate solar controller and fuse.

NEW



Magnetic closure in carrying handle



Included Extension cable (5m)



Included Adapter cable (1m)



Foldable solar case PowerPanel 130

130 WATT

MONO-CRISTAL-LINE CELLS

ETFE TOP-AREA

BLACK DESIGN

PROTECTION-POCKET

- High quality monocrystalline cells
- ETFE surface: Very robust with high light transmission
- Narrow aluminum frame with edge protection corners
- All black design
- Fold out feet for standing
- Includes 2 cables for connection to mobile power systems*:
 - 1x 5 m extension cable (2x 2.5mm²) with Mini Anderson plug on both sides
 - 1x 1 m adapter cable (2x 2.5mm²) with Mini Anderson plug / Anderson 50 A plug
- Additional protective cover with attached pocket for storing the connection cables

| | |
|---|-----------------------|
| Power | 130 watt |
| Cell type | Monocrystalline cells |
| Rated voltage (Vmp)/rated current (Imp) | 20.5 V / 6.35 A |
| Open circuit voltage (Voc) | 24 V |
| Short circuit current (Isc) | 6,66 A |
| Max. System voltage (V) | 100 VDC |
| Cell efficiency | 22,70 % |
| Dimensions open in mm | 1193x635x25 |
| Dimensions closed in mm | 635x595x50 |
| Color | Black |
| Weight ca. | 7,5 kg |
| Item no. | 82508 |
| Price | 449,--- |

*Prerequisite: Solar controller already pre-installed in the device. When connecting to a car battery or a power system without an integrated solar controller, it is mandatory to connect a separate solar controller and fuse.


Optional accessories for all solar systems on this double page

① Connection cable XT60

Adapter cable for connection to a lithium energy system with XT60 connection (e.g. Ecoflow). Mini Anderson plug / XT60 plug.

Cable length: 1 m (2x 2.5mm²)
850923 19,90

Adapter cable Ecoflow



Pre-assembled cable sets for connection of a solar charge controller (Solar charge controller not included)

② Cable set with battery terminals

Cable 1: Battery terminals with fuse / open cable end.

Cable length: 1 m (2x 2.5mm²)

Cable 2: Mini Anderson connector / open cable end.

Cable length: 40 cm (2x 2.5mm²)
850924 33,90



Open cable ends for connection to a Solar charge controller


③ Cable set with cigarette lighter plug

Cable 1: Cigarette lighter plug with integrated fuse / open cable end.

Cable length: 1 m (2x 2.5mm²)

Cable 2: Mini Anderson connector / open cable end.

Cable length: 40 cm (2x 2.5mm²)
850925 25,90



Open cable ends for connection to a Solar charge controller

MPPT CONTROLLER



Matching MPPT solar charge controller

For the solar systems on this double page Reimo recommends a MPPT solar charge controller.

MPPT solar charge controller, 12V, 12A, max. 165W
(suitable for solar system 82510 and 82508)

851005 69,90

MPPT solar charge controller, 12V, 25A, max. 350W
(suitable for solar system 82509)

851006 99,90

Detail view of the different connectors:



Mini Anderson



Anderson 50 A



XT60

LITHPOWERUNIT 48

LiFePO4
BATTERY

CAPACITY
614 WH

32 AH
(19,2 V)
48 AH
(12,8 V)

SINE WAVE
INVERTER
500 W

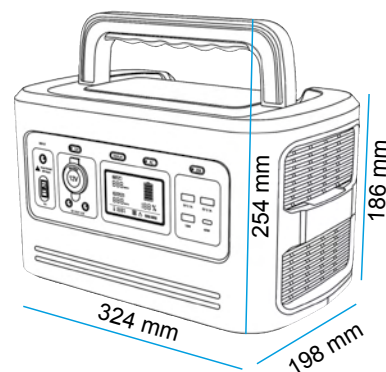
MPPT-
SOLAR-
CONTROLLER

BATTERY
MANAGE-
MENT
SYSTEM

LCD-
DISPLAY

PORT-
ABLE

ROBUST
HOUSING



12V cigarette lighter connector



2x 230V sockets

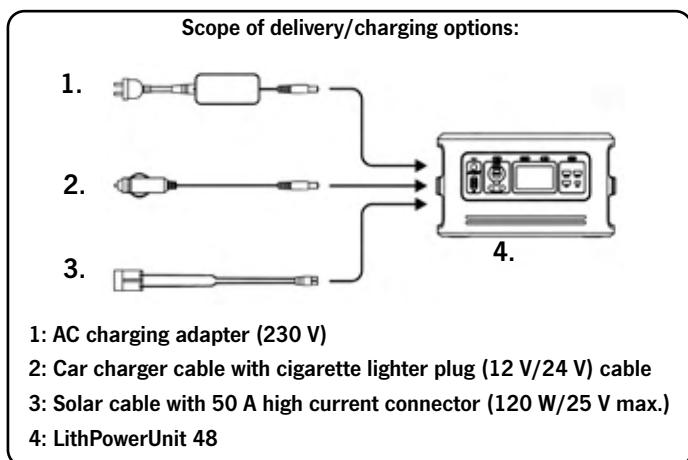


USB-C port



3x USB port

- Rechargeable via different sources
- Wide range of connection options for various end users
- Small, handy, mobile use
- Perfect for outdoor activities of all kinds



| | |
|---|---|
| LiFePO4 battery with BMS | 48 Ah / 614 Wh |
| Integrated sine wave inverter | 230 V, 500 W (max. 1000 W short-term) |
| Integrated MPPT solar charge controller | MPPT |
| Connection options | <ol style="list-style-type: none"> 1 Charging input for solar modules 2 Cigarette lighter socket (12 V, 120 W max.) 3 2x 12 V 5.5 mm (5 A, 60 W max.) 4 LCD display 5 2x USB (5 V/3.1 A) 6 1x USB-A QC (5-12 V, 18 W max.) 7 1x USB-C (5-20 V, 60 W max.) 8 2x power socket (pure sine wave, 230 V) |
| Rechargeable via | 230 V mains via charger 12 V Cigarette lighter socket Solar (120 W / 25 V max.) |
| Dimensions LxWxH ca. | 324x198x186/254 mm |
| Weight | ca. 8 kg |
| Art.No. | 814135 |
| Price | 639,- |

LITHPOWERUNIT 80

- LiFePO4 BATTERY
- CAPACITY 1024 WH
- 80 Ah (12,8 V)
- SINE WAVE INVERTER 1000 W
- MPPT-SOLAR-CONTROLLER
- BATTERY-MANAGEMENT-SYSTEM
- BATTERY-DISCONNECTOR
- AC/DC/USB OUTPUTS
- LCD-DISPLAY
- ABS-HOUSING
- PORTABLE



| | |
|--|--|
| LiFePO4 Battery capacity | 1024 Wh, 80 Ah (12.8 V) |
| Integrated sine wave inverter | 230 V, 1000 W (max. 2000 W short-term) |
| Integrated MPPT solar charge controller | 15 A |
| Connection options | <ul style="list-style-type: none"> ① 1x 230 V socket (pure sine wave, 230, 1000 W) ② 2x cigarette lighter socket (12 V, 10 A) ③ 2x USB port (5 V/2.1 A) ④ 3x Anderson connection (12 V, 50 A) ⑤ 1x Anderson solar connector (yellow) (200 W, 50 V, 15 A max.) ⑥ 1x Anderson connection (175 A) |
| Rechargeable via | 230 V mains via charger Solar (200 W / 50 V / 15 A max.) |
| Dimensions LxWxH ca. | 455x250x330 mm |
| Weight | ca. 15 kg |
| Art.No. | 814136 |
| Price | 1199,- |

Scope of delivery:

① LithPowerUnit 80, ② Mains charger (input: 200-240 V / output: 14.6 V, 20 A), ③ Jumper cable (2 m, cable Ø 16 mm²) with 1x 175 A Anderson plug and battery alligator clips, ④ Solar cable (1.5 m, cable Ø 6 mm²) with 2x 50 A Anderson plugs, ⑤ Universal cable (1.5 m, cable Ø 6 mm²) with 1x 50 A Anderson plug and 1x open cable end, ⑥ 50 A Anderson plug incl. 2x crimp contacts (for cable Ø 6 mm²), ⑦ Different cover caps for the Anderson connectors, ⑧ Mounting material (incl. 2x lashing eyes and 1x tensioning strap), operating instructions (not shown)



LITHPOWERUNIT 120

- LiFePO4 BATTERY
- CAPACITY 1536 WH
- 120 Ah (12,8 V)
- SINE WAVE INVERTER 2500 W
- MPPT-SOLAR-CONTROLLER
- CHARGE-BOOSTER (30 A)
- BATTERY-MANAGEMENT-SYSTEM
- FI PROTECTION-SWITCH
- BATTERY-DISCONNECTOR
- AC/DC/USB OUTPUTS
- LCD-DISPLAY
- METAL-HOUSING
- INCL. MOUNTING BRACKET
- PORTABLE



| | |
|--|---|
| LiFePO4 Battery capacity | 1536 Wh, 120 Ah (12.8 V) |
| Integrated sine wave inverter | 230 V, 2500 W (max. 5000 W short-term) |
| Integrated MPPT solar charge controller | 30 A |
| Connection options | <ul style="list-style-type: none"> ① 2x 230 V socket (pure sine wave, 230, 2500 W) ② 2x cigarette lighter socket (12 V, 10 A) ③ 2x USB port (5 V/3.1 A) ④ 2x Anderson connection (12 V, 50 A) ⑤ 1x Anderson connection to the light engine (blue) ⑥ 1x Anderson solar connector (yellow) ⑦ 1x Anderson connection (175 A) ⑧ 1x DC5 connection for ignition/D+ |
| Rechargeable via | 230 V mains via charger 12 V vehicle on-board current Solar (400 W / 25 V / 30 A max.) |
| Dimensions LxWxH ca. | 420x250x330 mm |
| Weight | ca. 25 kg |
| Art.No. | 814137 |
| Price | 1999,- |

Scope of delivery:

① LithPowerUnit 120, ② Mains charger (input: 200-240 V / output: 14.6 V, 20 A), ③ Jumper cable (2 m, cable Ø 16 mm²) with 1x 175 A Anderson plug and battery alligator clips, ④ Solar cable (1.5 m, cable Ø 6 mm²) with 1x 50 A Anderson plug and 1x open cable end, ⑤ Connection cable for the D+ signal (ING cable, ca. 6 m), ⑥ 4x 50 A Anderson plug incl. crimp contacts (for cable Ø 6 mm²), ⑦ Various cover caps for the Anderson connectors, ⑧ Mounting material (incl. 2x mounting brackets, 2x lashing eyes and 1x tensioning strap), operating instructions (not shown)



LiFePO4 batteries from 60 Ah to 150 Ah



- 12V
- 60 BIS 150 Ah
- BMS
- COMPACT DESIGN
- VERY DURABLE
- HORIZONTAL INSTALLATION POSSIBLE
- M8 THREAD

- Reliable and powerful battery technology
- Battery protection through integrated battery management
- Up to 90% current drain (short term)
- 3 times less weight - thus more payload possible
- 5 to 10 times longer service life (ca. 2000 to 5000 cycles)
- 3 to 10 times faster charging
- Horizontal installation possible

Batteries cannot be connected in parallel or in series!

| Type | Volt (V) | Ah* | Max. Discharge current short term | Dimensions LxWxH mm | Weight kg | Art.No. | Price |
|--------|----------|-----|-----------------------------------|---------------------|-----------|---------|-------|
| 60 | 12 | 60 | 80 A | 195x165x180 | 7,2 | 81208 | 449,- |
| 100 | 12 | 100 | 160 A | 305x170x210 | 13,5 | 81209 | 849,- |
| 100 BT | 12 | 100 | 160 A | 305x170x210 | 13,5 | 81410 | 899,- |

*Power 90% available

Battery and charge status can be called up via smartphone with free app.

Lithium LiFePO4 Power optimized for Campervans & Motorhomes

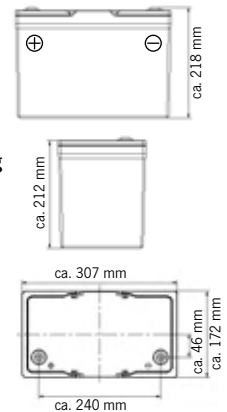
- 12,8 V
- 100 Ah 1280 Wh
- BMS
- INSTALLATION LYING POSSIBLE
- 2 CARRY HANDLES
- M8



Li100

- Strong price-performance ratio
- Series connection possible with up to 4 batteries
- Parallel connection possible with up to 2 batteries
- Housing with 2 integrated carrying handles
- Low self-discharge when not in use, as a sleep mode is automatically activated after 24 h without charging/discharging
- Ideal replacement for heavy AGM batteries
- 3 times less weight - thus more payload possible
- 5-10 times longer service life (ca. 2000-5000 cycles)
- Horizontal installation possible

| Battery | Volt (V) | Ah | Max. Unloading-electricity | Max. Discharge current short term | Weight kg | Art. No. | Price |
|---------|----------|-----|----------------------------|-----------------------------------|-----------|----------|-------|
| Li100 | 12 | 100 | 100 A | 200 A (< 5s.) | 12,5 | 81451 | 899,- |



- 12,8 V
- 100 Ah 1280 Wh
- STANDARD BATTERY-POLE
- BLUE TOOTH
- HEAT-FUNCTION
- DIN H6 HOUSING
- FREE CARBEST APP

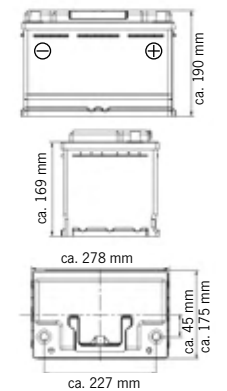


Under seat battery: Specially designed for mounting under the seat in VW T6.1/T6/T5

Li100BH6

- DIN H6 housing, especially for mounting under the driver's seat at VW T6.1/T6/T5
- Standard car battery terminals
- Bluetooth function allows reading the battery status via the smartphone/tablet
- Free Carbest App (Download QR code see right side)
- Series connection possible with up to 4 batteries
- Parallel connection possible with up to 2 batteries

| Battery | Volt (V) | Ah | Max. Unloading-electricity | Max. Discharge current short term | Weight kg | Art. No. | Price |
|-------------|----------|-----|----------------------------|-----------------------------------|-----------|----------|-------|
| Li100BT-HH6 | 12 | 100 | 100 A | 350 A (< 3s.) | 12,5 | 81452 | 999,- |



- 12,8 V
- 200 Ah 2560 Wh
- BLUE TOOTH
- HEAT-FUNCTION
- METAL-HOUSING
- FREE CARBEST APP
- M8

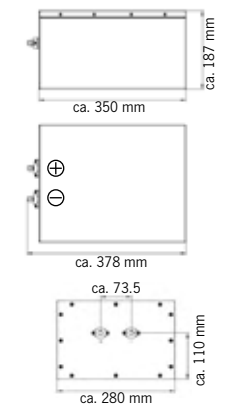


Under-seat battery: Specially designed for mounting under the seat in the Fiat Ducato

Li200BHD

- Metal housing with special dimensions, suitable for under seat mounting Fiat Ducato
- Bluetooth function allows reading the battery status via the smartphone/tablet
- Free Carbest App (Download QR code see right side)
- M8 screw thread on the front of the battery
- Series connection possible with up to 4 batteries
- Parallel connection possible with up to 4 batteries

| Battery | Volt (V) | Ah | Max. Unloading-electricity | Max. Discharge current short term | Weight kg | Art. No. | Price |
|--------------|----------|-----|----------------------------|-----------------------------------|-----------|----------|--------|
| Li200BT-HDUC | 12 | 200 | 150A | 350 A (< 3s.) | 25 | 81453 | 1890,- |



100 AH LITHIUM BATTERIES WITH BLUETOOTH TECHNOLOGY Li100BT + Li100BT-H(WITH HEATING FUNCTION)

5
YEARS
WARRANTY

- 12,8 V
- 100 Ah
1280 Wh
- BLUE
TOOTH
- BMS
- COMPACT
DESIGN
- VERY
ROBUST
- VERY
DURABLE
- M8
THREAD
- SERIES-
SWITCH
POSSIBLE
- ROW-
SWITCH
POSSIBLE

Battery, charge status and more accessible at any time via tablet or smartphone



Auto
ZEITUNG
SEHR EMPFEHLENSWERT
REIMO
Reimo Carbest Li100BT
Ausgabe 19 / 2021



HEAT-FUNCTION

The Li100BT-H (814131) has an integrated fully automatic heating function. It selectively heats the battery from a temperature of $\leq 0^{\circ}\text{C}$ to avoid charging problems.

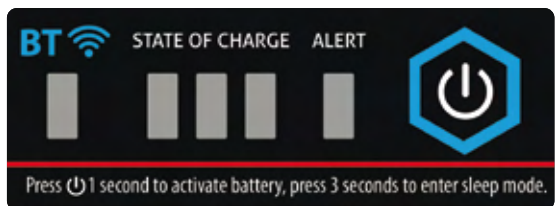


- Battery status readable via smartphone/tablet
- Series connection possible: up to 4 batteries
- Parallel connection possible: up to 2 batteries
- Battery protection through integrated battery management
- 5 to 10 times longer life, 10 times faster charging
- save 50% weight, 80% more energy available
- Li100BT-H lithium battery (814131) with integrated heating function for effective charging even at minus temperatures

Reliable and powerful lithium technology for tough continuous use. The integrated BMS(batterymanagementsystem) monitors the battery internally for optimum protection. The charging status and battery capacity are always under control via smartphone and free app. Up to 4 batteries can be connected in series or 2 batteries in parallel.

Operation of the heating function on Li100BT-H / Li100BH6 / Li200BHD:

The internal battery management system (BMS) continuously monitors the continuously the ambient temperature of the battery and controls the integrated heating function fully automatically. If a temperature $\leq 0^{\circ}\text{C}$ is measured during the charging process, the BMS immediately stops the battery charging and simultaneously activates the heating function of the battery. After reaching $+5^{\circ}\text{C}$, the charging process continues automatically. If the temperature rises above 10°C , the heating function is deactivated again.



Integrated LED display on the top of the battery.

| Type | Volt (V) | Ah | Max. Discharge current short term | Dimensions LxWxH mm | Weight kg | Art.No. | Price |
|-----------|----------|-----|-----------------------------------|---------------------|-----------|---------|-------|
| Li100BT | 12 | 100 | 150 A (<4min.) | 330x170x195 | 12 | 81413 | 949,- |
| Li100BT-H | 12 | 100 | 150 A (<4min.) | 330x170x195 | 12 | 814131 | 999,- |

Batteries can be connected in parallel or in series!



Now Carbest App download free of charge
For smartphone & tablet

- For all Carbest lithium batteries on this double page with Bluetooth function
- View charge status and charge time
- Check battery voltage
- Check charge current and discharge current
- Battery cell overview
- Set alarm mode



AGM BATTERIES



CARBEST
INNOVATIONS FOR MOBILE LIFE

Deep-Cycle AGM Batteries

12V

LONG LIFE
DEEP-
CYCLE

MAINTENANCE-
FREE

COMPACT
DESIGN



- Maintenance-free service battery for campervans and motorhomes
- High vibration resistance and leak proof
- Position-independent installation possible
- High cycle stability, also ideal for use in combination with a solar system
- Low self discharge

Carbest AGM batteries have been specially developed for use in motorhomes. Thanks to AGM technology (Absorbent Glass Mat), the batteries are absolutely maintenance-free and can be installed in any position, upright or lying on their side (do not install upside down, with the battery poles facing downwards). The T100 battery can be installed under the front seat in Volkswagen T5/T6 and Fiat Ducato.

The high vibration resistance, very good cycle stability and low self-discharge make the batteries the perfect energy store for campervans and motorhomes. Thanks to their compact dimensions, they fit into common battery fixtures or storage compartments. AGM batteries are frost-proof up to a temperature of -40°C.

| Battery | Volt (V) | Ah | Dimensions LxWxH (mm) | Battery terminal Thread | Weight (kg) | Art.No. | Price |
|----------------|----------|-----|-----------------------|-------------------------|-------------|---------|-------|
| ① NEW: AGM 60 | 12 | 60 | 258x167x213 ° | M6 | 23,5 | 850534 | 245,- |
| ② AGM 80 | 12 | 80 | 350x167x179 ° | M6 | 22,5 | 850529 | 219,- |
| ③ NEW: AGM 90 | 12 | 90 | 306x168x216 ° | M6 | 29 | 850535 | 295,- |
| ④ AGM 100 | 12 | 100 | 330x171x220 ° | M8 | 29,0 | 850531 | 239,- |
| ⑤ AGM T100 | 12 | 100 | 353x175x190 | --- | 26,3 | 850530 | 259,- |
| ⑥ NEW: AGM 120 | 12 | 120 | 330x173x218 ° | M8 | 33,5 | 850536 | 339,- |
| ⑦ NEW: AGM 134 | 12 | 134 | 340x174x285 ° | M8 | 42,5 | 850537 | 387,- |

° plus height of battery terminal screws

Included in delivery:

(except for AGM battery 850530)

Battery pole adapter set

For conversion from M6 or M8 female pole threads to a standard SAE conical pole (+/-). Scope of delivery: Set of terminals (+/- pole) including screws.



Notes on battery disposal:

You are required by law to return old batteries and accumulators. You can do this free of charge in the trade store or at a other collection point in your area. Addresses of suitable collection points can be obtained from your city or local government. The symbol of the crossed-out trash can on batteries or accumulators indicates that they must not be disposed of with household waste. The respective chemical symbol (Hg, Cd or Pb) below the symbol of the crossed-out trash can, which indicates that batteries or Accumulators contain mercury, cadmium or lead. Further information can also be found on the Internet at <https://www.batteriegesetz.de/>

i Which battery for which application? Normal starter batteries are not designed for cyclic loads and are not to be used as an on-board battery recommend. Cycle-resistant batteries are suitable for the loads that occur during discharge/charge operation. A distinction is made between batteries with bound electrolyte in gel or AGM design, classic liquid/acid batteries and lithium as LiFePO4.

Gel, AGM and LiFePO4 batteries are leak-proof and absolutely maintenance-free over the complete service life. All battery types achieve high cycle stability under the required charging conditions.

Gel batteries can also be discharged very deeply for a short time, always provided that they are immediately recharged.

AGM batteries have a slightly higher performance for the same box size and can also cope with very high charge/discharge currents in the short term.

Batteries in LiFePO4 design (see previous pages) are the lightest energy storage devices with the highest energy density. The price is far higher, but this is somewhat offset by the longer service life that can be expected with the existing infrastructure.

The service life of a battery is measured in charge cycles. One charge cycle means: 1 x discharge, 1 x charge. In this case, the smaller the amount of energy extracted (in percentage terms), the longer the service life. At a maximum discharge of 30% ca. 1200 charging cycles. If it is always discharged by 50%, the life is reduced to about 500 cycles. With classic starter batteries (lead / acid), this difference is much greater. (After installation or before winter storage min. 24 h load).



CHARGING TECHNOLOGY / CHARGING BOOSTER

CARBEST
INNOVATIONS FOR MOBILE LIFE

Reliable professional chargers with 10 A or 20 A

3-step charging, battery type selectable, suitable for gel, AGM, lead acid and lithium batteries. Input voltage: 180-240 V AC, Output voltage: Max. 14.6 V DC.

Incl. Connection cable and battery terminals.

Charger 10 A, Weight ca. 1.4kg Dimensions: 130 x 150 x 50 mm
80280 89,90

Charger 20 A, Weight ca. 2.0kg Dimensions: 160 x 150 x 70 mm
80281 129,90



CARBEST
INNOVATIONS FOR MOBILE LIFE



Intelligent charger for all battery types

- LCD display
- Diagnostic and resuscitation function
- For all 6/12 V batteries (AGM, Gel, Wet)
- Microprocessor, 5-stage charging program
- Controlled trickle charge
- Ideal for winter break

Microprocessor controlled Carbest charger with 4.0 amp charging power. Technical data: protection class IP65, battery capacity: max. 120 Ah. Input voltage: 220-240 V AC/50 Hz, max. 70 W. Output voltage: max. 14.7 V DC/4.0 A. Dimensions: (LxWxH) 18 x 8 x 5 cm. Weight: 0.5 kg.

819010 35,95



Intelligent battery chargers with the latest 7-step charging technology

- For charging GEL/AGM/lead-acid/lithium batteries
- 2 charging outputs 12 V
- Automatic 7-stage charging algorithm delivers a much faster, more efficient and complete charge, without voltage drops
- This intelligent battery charger can be used as a constant power supply for accessories that need a stable and clean DC voltage

| Product | Dimensions mm | Weight ca. | Recommended . Battery capacity | Art.No. | Price |
|---------|----------------|------------|--------------------------------|--------------|--------------|
| ① 10 A | 176 x 175 x 95 | 1,3 kg | 50-100 Ah | 80286 | 129,- |
| ② 15 A | 176 x 175 x 95 | 1,3 kg | 50-150 Ah | 80287 | 189,- |
| ③ 20 A | 176 x 175 x 95 | 1,3 kg | 100-200 Ah | 80288 | 219,- |



NDS | DOMETIC

Charging converter, booster, solar regulator and charger Power Service Gold - the all-in-one solution

- With integrated solar regulator and 230 V charger for electronically controlled power charging of the living area battery
- Up to 30 Ah charging power in driving mode
- Three different charging sources possible (12 V, 230 V, solar)
- Five-stage charging through desulfation function
- Super compact, ideal for smart alternators
- Euro 6 compatible

PWS GOLD30-M* suitable for gel, AGM and lead/acid batteries. For alternator output: from 90 A, charging capacity of alternator: 30 A, max. solar regulator output: max. 250 watts, dimensions (L x W x H) in mm: 228 x 135 x 98, weight ca.: 1.7 kg

800824 458,50

VOTRONIC

Charge booster, optimal charge while driving



- For acid, gel and AGM batteries
- Additionally with special charging programs for modern lithium LiFePO4 batteries
- Especially suitable and recommended for vehicles with EURO6 standard
- Optimizes battery charging and compensates for power loss

Powerful charge converter with microprocessor-controlled IUoU characteristic for optimal charging of the battery while driving. Compensates for voltage losses in long cable runs and/or small cross-sections. Suitable for acid, gel and AGM batteries as well as state-of-the-art lithium LiFePO4 batteries. Delivery includes temperature sensor.

VCC 1212-30 - 30 A charging power 831801 210,-

BATTERY CHARGE BOOSTER 25 A RESP. 40 A WITH INTEGRATED 18 A REFRIGERATOR OUTPUT

CARBEST
INNOVATIONS FOR MOBILE LIFE

12 V

25 A
40 A

18 A
COOLING-
CUPBOARD-
OUTPUT

LEAD ACID
AGM
GEL
LITHIUM

IUOU
CHARGING
CHARACTE-
RISTIC

EURO
5/6

E2



13 A

40 A

- Suitable for lead-acid / AGM / GEL / lithium batteries
- For vehicles with intelligent alternator (Euro 5/6)
- Operation with or without D+ signal possible
- Charging characteristic: IUOU
- Built-in fuses (B1, B2 and refrigerator)
- Uncomplicated plug & play installation

The battery charge boosters from Carbest with 25 A or 40 A power charge your on-board or secondary battery quickly and reliably while driving.

The IUOU charging characteristic supplies the battery with constant current and voltage matched to it. After reaching the charging end voltage, the changeover to float charge takes place. This compensates for the self-discharge of the battery.

The special integrated 18A refrigerator output can be used to power an absorption or compressor refrigerator directly from the charge booster. When the engine is running and/or the starter battery B1 is relatively charged, the output of the refrigerator is fed directly from B1.

When the engine is at standstill and/or the starter battery B1 is relatively low charged, the output of the refrigerator is switched off or fed by B2, depending on the setting of DIP switch No. 3.

Operating temperature range: +10°C to +50°C. Integrated undervoltage and overvoltage protection as well as reverse polarity protection.

Dimensions: L x W x H 200 x 142 x 72.5 mm, Weight: 1.1 kg

DC-DC Booster 25 A

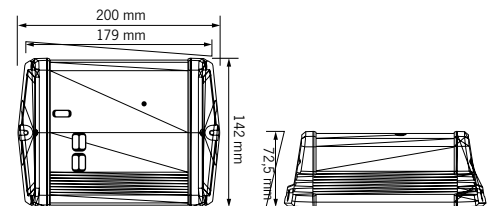
821820

199,-

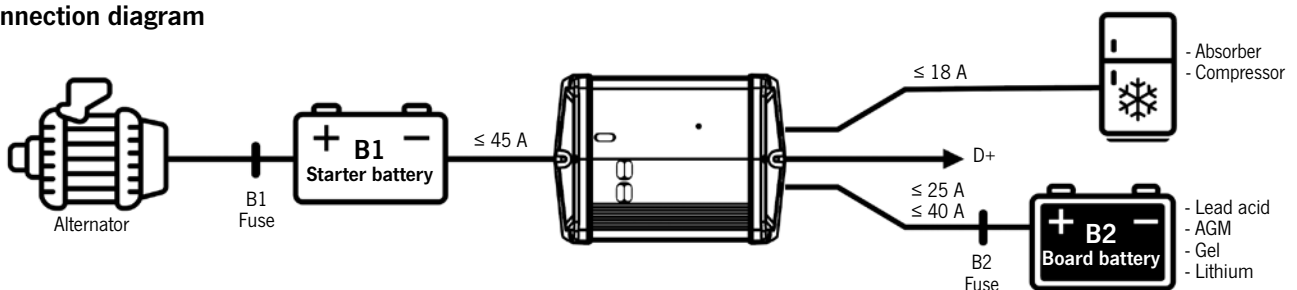
DC-DC Booster 40 A

821821

299,-



Connection diagram



Charging booster for motorhomes

LIPPERT

- Charging characteristics for lead-acid, lead-gel, AGM and lithium batteries
- Temperature compensated charging with optional temperature sensor
- Charging current typ. 25 A, short-term 30 A
- Charging voltage up to 14.7 V (with temperature sensor up to 15.1 V) depending on battery type
- Charging characteristic IUOU

| | ① WA 121525 | ② WA 121545 |
|------------------------|-----------------|-----------------|
| type. Charging current | 25 A | up to 70 A |
| max. input current | 28 A | 65 A |
| Input voltage | 12,0 V - 14,7 V | 12,0 V - 15,0 V |
| Output voltage | 14,7 V | 14,7 V |
| Dimensions WxHxD mm | 148x59x95 | 160x76x160 |
| Art. No. | 800243 | 800244 |
| Price | 218,- | 511,- |

Thermosensor for battery monitoring

E6741 30,90





| Figure | ① | ② | ③ | ④ |
|---------------------------------|----------------------|----------------------|----------------------|-----------------------|
| Type | Power Inverter 200 W | Power Inverter 400 W | Power Inverter 600 W | Power Inverter 1000 W |
| Input voltage DC | 12 V | 12 V | 12 V | 12 V |
| Input voltage range | 10,5 V-16 V | 10,5 V-16 V | 10,5 V-16 V | 10,5 V-16 V |
| Nominal power | 200 W | 400 W | 600 W | 1000 W |
| Peak power short term (2S) | 400 W | 800 W | 1200 W | 2000 W |
| Output voltage (±5%) | 220 - 240 V | 220 - 240 V | 220 - 240 V | 220 - 240 V |
| Shutdown threshold/undervoltage | 10,0±0,5 V | 10,0±0,5 V | 10,0±0,5 V | 10,0±0,5 V |
| Quiescent current | <0,17 A | <0,21 A | <0,3 A | <0,33 A |
| Efficiency | >90% | >90% | >90% | >90% |
| Cooling | Fan | Fan | Fan | Fan |
| Fuse | yes | yes | yes | yes |
| Connection for remote control | no | no | no | no |
| USB 5 V ~ 2.1 A | yes | yes | yes | yes |
| Socket | 1 | 1 | 1 | 1 |
| Dimension (W x H x D) in mm | 120 x 100 x 50 | 120 x 100 x 50 | 150 x 100 x 50 | 210 x 150 x 70 |
| Weight | ca. 0.6 kg | ca. 0.7 kg | ca. 1 kg | ca. 2 kg |
| Art. No. | 82291 | 82292 | 82293 | 82294 |
| Price | 39.90 | 46.90 | 74.90 | 99.90 |

Operate 230 volt devices on 12 volt with sinusoidal voltage



- Use of many common household appliances
- USB port 5 V ~ 2.1 A
- Battery protection through undervoltage and overvoltage shutdown
- Reverse polarity protected
- Integrated overload protection
- Overtemperature shutdown (> 75° C)
- Approval for installation in vehicles (e-mark & CE certified)



| Figure | ① | ② | ③ | ④ | ⑤ |
|---------------------------------|------------------------|-------------------------|-------------------------|-------------------------------|-------------------------|
| Type | PS300U | PS700U | PS1000U | PS1500U | PS2000U |
| Input voltage DC | 12 V | 12 V | 12 V | 12 V | 12 V |
| Output voltage (±5%) | 230 V | 230 V | 230 V | 230 V | 230 V |
| Continuous power | 300 W | 700 W | 1.000 W | 1.500 W | 2.000 W |
| Nominal power | 300 W | 700 W | 1.000 W | 1.500 W | 2.000 W |
| Peak power shortz. | 600 W | 2.100 W | 3.000 W | 4.500 W | 6.000 W |
| Shutdown threshold/undervoltage | 10,0±0,5 V | 10,0±0,5 V | 10,0±0,5 V | 10,0±0,5 V | 10,0±0,5 V |
| Quiescent current | ≤0,6 A | ≤0,3 A | ≤0,4 A | ≤0,5 A | ≤0,6 A |
| Efficiency | ≥90% | ≥90% | ≥90% | ≥90% | ≥90% |
| Connection remote control | yes | yes | yes | yes | yes |
| USB port/ampere | yes/2.1A | yes/2.1 A | yes/2.1 A | yes/2.1 A | yes/2.1 A |
| Sockets | 1 | 1 | 1 | 2 (1x Schuko, 1x Universal)** | |
| 3 connection cables included | 2x 2m & 1x 0,4m (4mm²) | 2x 2m & 1x 0,4m (16mm²) | 2x 2m & 1x 0,4m (25mm²) | 2x 2m & 1x 0,4m (50mm²) | 2x 2m & 1x 0,4m (50mm²) |
| Dimension (LxWxH) mm | 260x150x60 | 255x186x90 | 317x186x90 | 320x152x105 | 320x152x105 |
| Weight | 1,6 kg | 2,4 kg | 3,0 kg | 4,7 kg | 4,8 kg |
| Art. No. | 82281 | 82285 | 82282 | 82286 | 82283 |
| Price | 129,- | 249,- | 349,- | 499,- | 679,- |

Pure sine wave voltage for sensitive 230 V devices

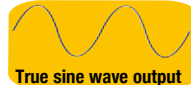


- Extremely high starting current, up to 3 times the power output
- convert 12 volt battery power to 230 volt
- No restriction in operation, suitable for measuring computer or microwave device
- Switch-mode technology: Almost noiseless - light & compact
- Battery protection through undervoltage cutoff
- Overtemperature shutdown (ca. 60° C)
- Reverse polarity protection, overload protection
- Approval for installation in vehicles (e-mark & CE certified)

Automatic load detection - The inverter switches to a power saving mode if no power is drawn for one minute.
Fan - If the temperature is too high, the built-in temperature-controlled Fan switches on automatically. **Aluminum housing** - Suitable for floor & wall mounting.



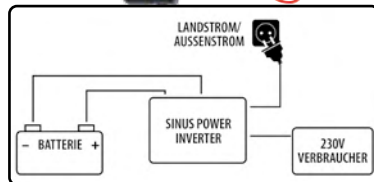
CARBEST
INNOVATIONS FOR MOBILE LIFE



Sine wave inverter with integrated mains priority circuit for sensitive 230 V devices



Watch video



- Conversion from 12 volts to 230 volts pure sine wave voltage
- Very high starting current
- Battery protection due to undervoltage cutoff
- Reverse polarity protection, overload protection
- Temperature controlled fan, fully automatic connection
- Aluminum housing, lightweight yet strong
- 2 m connection cable included
- Approval for installation in vehicles
- With USB port + cable remote control

Integrated 230 volt mains priority circuit:

As soon as 230 volt shore power (e.g. from the campsite) is available, the inverter operation is automatically interrupted. Inverter operation resumes immediately as soon as external power is no longer available.

Built-in 3-stage battery charger for gel and AGM batteries with 10 A or 15 A (depending on model).

| Figure | ① | ② | ③ |
|-------------------------------------|----------------------------|----------------------------|----------------------------|
| Type | Sine Power Inverter 1000 W | Sine Power Inverter 1500 W | Sine Power Inverter 2000 W |
| Input voltage DC | 12 V | 12 V | 12 V |
| Output voltage (±5%) | 230 V | 230 V | 230 V |
| Continuous power | 1000 W / 80 A | 1500 W | 2000 W / 160 A |
| Nominal power | 1000 W | 1500 W | 2000 W |
| Peak power shortz. | 2000 W | 3000 W | 4000 W |
| Shutdown threshold/undervoltage. | 10,5±0,5 V | DC 10,5±0,5 V | DC 10,5±0,5 V |
| Quiescent current | ≤0,45 A | ≤0,75 A | ≤0,75 A |
| Efficiency | >90% | >90% | >90% |
| Switchover time 230 V to 12 V (ca.) | ≤ 8 ms | ≤ 10 ms | ≤ 10 ms |
| Sockets | 1x Schuko, 1x Universal** | | |
| Connection cables included | 2 m, 25 mm ² | 2 m, 50 mm ² | 2 m, 50 mm ² |
| Battery charger (Gel/AGM) | 10 A | 15 A | 15 A |
| Dimension LxWxH in mm (ca.) | 330 x 230 x 110 mm | 400 x 230 x 110 mm | 400 x 230 x 110 mm |
| Weight | ca. 3.6 kg | ca. 5.3 kg | ca. 5.7 kg |
| Art. No. | 82277 | 82278 | 82279 |
| Price | 399,- | 589,- | 699,- |

Mc CAMPING
Outdoor Equipment



Full sine power at a top price

- Conversion from 12 V to 230 V sine voltage
- USB port 5 V, 2.1 A
- Connection cables included (2x 0.8 m, Ø25mm²/Ø35mm²)
- Wired remote control included

With the Mc Camping inverters you convert the 12 V on-board current of your camping bus or motorhome into 230 V sine voltage. This means that common appliances such as a coffee maker, TV or hairdryer can be used as usual in camping vehicles. Integrated USB port (5 V, 2.1 A). Safety is provided by the reverse polarity, overvoltage and short circuit protection. The integrated fan protects against overheating. Audible low battery warning signal.

| Type | SI-1500 | SI-2000 |
|-------------------------------|-------------------------|---------------|
| Input voltage DC | 12 V | 12 V |
| Output voltage (±5%) | 230 V | 230 V |
| Continuous power/peak reading | 1500 W/3000 W | 2000 W/4000 W |
| USB port/ampere | 5V/2.1A | 5V/2.1 A |
| Sockets** | 1x Schuko, 1x Universal | |
| Dimensions (LxWxH) mm | 360x230x100 | 390x230x100 |
| Weight ca. | 3,9 kg | 4,0 kg |
| Item no. | 82270 | 82271 |
| Price | 299,- | 499,- |

*approved for installation in vehicles **not designed for simultaneous operation!

GASOLINE/DIESEL HEATERS



EXPERTS TIP Installation by a specialist workshop is recommended



Control element
Rotary control



Control element
MultiControl

Please note that the standard installation kits do not include parts for warm air distribution.

Air Top 2000 STC air heaters, compact for small vehicles

- 2 kW heater with ceramic technology for high efficiency
- Low noise level
- Heating power infinitely variable from 0.9 to 2.0 kW
- Suitable for continuous operation

Technical data:

Fuel consumption 0.12 - 0.24 l/h. Rated power consumption 9 - 22 W
Weight incl. dosing pump 2.6 kg. Dimensions ca. L: 311 x W:120 x H: 121 mm

Air Top 2000 STC-D RV Comfort complete set for diesel engines
Scope of delivery RV Comfort: Comfort package with extended installation kit Standard (parts exhaust gas routing, fuel line, electrical kit, pump, silencer and height adjustment up to 2200 m) for installation inside or outside the vehicle. Multicontrol operating element included. **48089 1850,-**

Air Top 2000 STC-D base for diesel engines **480897 1090,-**

Air Top 2000 STC-B base for gasoline engines **480892 1291,-**

Scope of delivery base: Heater and metering pump.
An installation kit and a control element are still required.
The basic sets are without height adjustment and without silencer.

Operating elements for basic sets (Mandatory for basic sets)
MultiControl with timer **480894 114,-**
Rotary control **480895 75,-**

Installation kits for basic sets (Mandatory for basic sets)
Standard (Universal set) **480893 239,-**
VW T5 / VW T6 with auxiliary heater **E1911 309,-**
For T5/T6 without auxiliary heater, a tank removal set is also required
Tank extraction set 90° **E1912 45,95**



| | |
|----------------------------------|--------------------|
| Execution | D2L (Diesel) |
| Voltage | 12 V |
| Heating power control | stepless |
| Heating capacity | 0.85 to 2.2 kW |
| Electr. Power consumption | 6 to 31 W |
| Fuel consumption | 0.1 to 0.28 l/h |
| Weight | 2,7 kg |
| Dimensions | 310 x 115 x 122 mm |

Camperkit complete package with Airtronic S2 parking heater

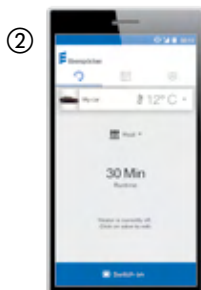
- With integrated temperature sensor
- Integrated altitude adjustment up to 3,000 m
- Extremely fast heating of the room air due to power stage
- Stepless control enables very quiet night operation

Easy installation and time saving due to pre-configuration. The complete kit contains all components necessary for the installation of a diesel-powered air heater - from the heater to the selected control element. Consisting of Airtronic S2 Commercial, installation kit, pipe Flex 60 mm, protective grille 60 mm, spigot 60 mm, diffuser 50/60 high, cap and hose clamp. The parking heater is operated directly with fuel from the diesel tank and enables the greatest possible self-sufficiency. The parking heater can be installed in a space-saving manner underfloor, in the double floor, in the seat box or in the storage box.

① **Camperkit complete package with EasyStart Pro:**
The easy-to-install control element enables rapid heating via the Long Press function, can be operated by timer and has an integrated temperature sensor. The LED color ring informs about the heating status, further diagnostic information can be called up on the device. Permanently installed control element with intuitive operation, instant heating via long press, timer function as well as integrated temperature sensor for heating control. LED color ring for clear status recognition. Simple diagnostic function. **48147 1400,-**

② **Camperkit complete package with EasyStart Web:**
Start your parking heater at any time - no matter where you are via the smartphone app or a browser. **48188 1662,-**

Accessories for camper kits
External temperature sensor (not shown)
Depending on the installation situation, it is recommended to install an additional external sensor which can be placed independent of the unit's location and which sends its signal to the control panel. **481144 16,95**
Fuel extraction kit T6 (without picture) **481125 51,50**
Matched to the VW T6.



VanHeat 2.0-DH + 4.0-DH

POWERFUL 12 V DIESEL PARKING HEATERS

- 12 V**
- DIESEL**
- INCL. LCD DISPLAY**
- HEIGHTS KIT BIS 5.000 m**
- APPROVAL BY KBA**
- ECE APPROVAL**
-



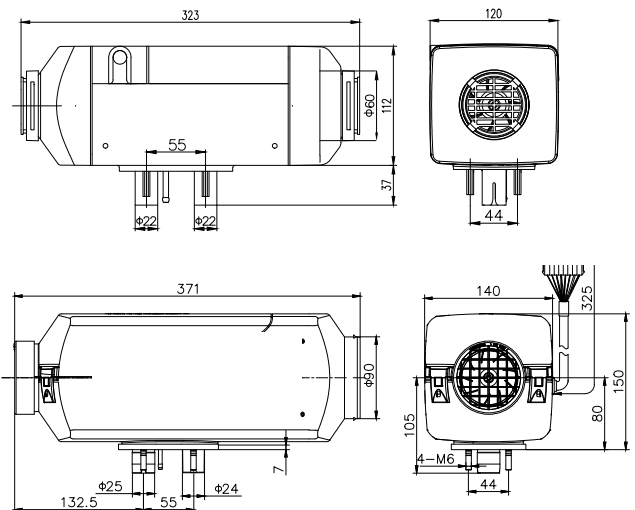
Example photo

Scope of delivery: Diesel parking heater, LCD control panel, fuel pump, fuel extraction set and extensive installation material.

- Integrated altitude adjustment up to 5,000 m
- Control via supplied LCD control panel
- Type approval according to UN ECE R122
- Approval by the Federal Motor Transport Authority according to UN ECE R10
- Extensive mounting material included

The 2 kW diesel parking heater is ideally suited for vans, camping buses and smaller motorhomes, the 4 kW heater for larger camping buses and motorhomes. The control takes place via a digital operating element. The altitude adjustment (Alpine Kit) is already integrated in the housing and enables smooth operation in high mountains up to 5,000 m.

| VanHeat | ① 2.0-DH (2 kW) | ② 4.0-DH (4 kW) |
|---------------------------|-----------------|-----------------|
| Heating cable | 2000 W | 4000 W |
| Rated voltage | 12 Volt DC | 12 Volt DC |
| Ø Power consumption (ca.) | 10 – 29 W | 8 – 34 W |
| Fuel consumption (ca.) | 0.12 - 0.24 l/h | 0.11 - 0.51 l/h |
| Dimensions (LxWxH) | 323x120x121 mm | 371x140x150 mm |
| Weight heater (ca.) | 2,6 kg | 4,5 kg |
| Item no. / Price | 48182 649,- | 48183 699,- |



Optional accessories:



① External temperature sensor
Compatible with all VanHeat heaters.
Cable length: 4 m.
48187 29,95



② Exhaust silencer
For VanHeat 2.0-DH:
Ø Connection: 22 mm
481870 31,60

For VanHeat 4.0-DH:
Ø connection: 24 mm
481871 31,60



③ 12V radio remote control
range up to 1,000 m.
Frequency range: 868 MHz.
Scope of delivery: handheld transmitter (IP68), receiver and external antenna.
48014 279,-



④ Mounting console for VW T5/T6, especially for VanHeat 2.0-DH
For mounting the VanHeat 2.0-DH under the passenger seat in the VW T5/T6. High accuracy of fit and quick assembly. Material: aluminum black coated
481821 49,95



⑤ Underfloor installation boxes especially for VanHeat 2.0-DH Provides optimum protection against weather influences for underfloor installation. Material: aluminum black coated
481822 199,-

SR MECATRONIC AIR CONDITIONERS



6 models
to choose from!



Integrated touchscreen-
Display at the
Premium models
495088 and 495089

SR-MECair air conditioners with extremely flat air distribution unit

- Ultra-slim air diffuser (height only 35 mm) with indirect ambient lighting
- Operation of the air distribution unit via the remote control, on the premium models 495088 and 495089 additionally via a touchscreen display
- Additional antibacterial UV filter in the air distribution unit (only for 495088 and 495089)
- Tested at 45°C in climate chamber
- Elegant and modern design - 100% Made in Italy

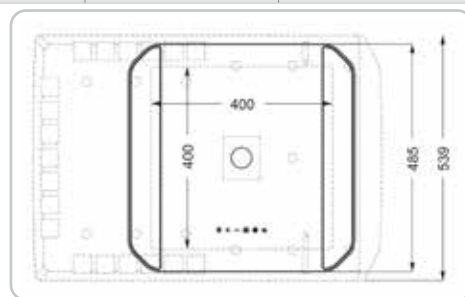
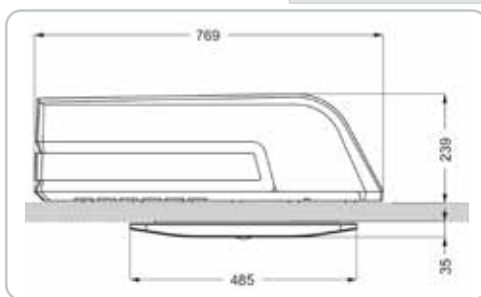
One of the most compact roof air conditioners on the market with an elegant design, Made in Italy. Thanks to the flat design and the powerful aggregate ideal for all motorhomes and caravans.

Due to its small dimensions, the SR-MECair air conditioner can also be installed on vans.

The ultra-slim indoor unit with a height of only 35 mm is one of the narrowest in its class and is controlled via the supplied remote control. The two premium models 495088 and 495089 also have a touchscreen display in the air distribution unit. Tested at 45°C in a climate chamber, the air conditioners provide fresh and even dehumidified air exchange, even in the hottest regions.


The backlight provides a pleasant ambience. Thanks to the materials, the SR-MECair roof air conditioner has a low weight, but provides high thermal and acoustic insulation. Note: The heating function of the air conditioner does not serve as a substitute for a vehicle heater.

| Technical data | 1700 watt | 2200 watt |
|------------------------------------|--|--------------------|
| Maximum air cooling | 375 m³/h | 405 m³/h |
| Cooling capacity | 5459 BTU | 7165 BTU |
| Power consumption (cooling) | 644 W | 966 W |
| Current consumption (cooling) | 2,8 A | 4,2 A |
| Heating capacity | 800 W (Level 1-2) / 1500 W (Level 3-Auto.) | |
| Current consumption (heating) | 3,5 - 6,5 A | |
| Mains voltage | 230 V / 50 Hz | 230 V / 50 Hz |
| Power-up current consumption | 14 A | 17 A |
| Starting power | 3200 W | 3900 W |
| Operating temperature | -36°C to +65°C | |
| Weight air conditioner | 23,5 kg | 23,5 kg |
| Weight air distribution unit | 2,2 kg | 2,2 kg |
| Dimensions outdoor unit (LxWxH) | 769 x 539 x 239 mm | 769 x 539 x 239 mm |
| Dimensions air distributor (LxWxH) | 485 x 485 x 35 mm | 485 x 485 x 35 mm |



| Model | Remote be- service | LED lighting | Drainage- ventilation | Touch/LED Display | Heating function | UV filter | Item no. | Price |
|-------------------|-----------------------|-----------------|--------------------------|----------------------|--|-----------|----------|--------|
| C17 EVO | ✓ | ✓ | ✓ | — | Without heating function | — | 495080 | 1950,- |
| CRW17 EVO | ✓ | ✓ | ✓ | — | 2 electric heating elements (2x 800 W) | — | 495084 | 2090,- |
| CRW17 EVO PREMIUM | ✓ | ✓ | ✓ | ✓ | 2 electric heating elements (2x 800 W) | ✓ | 495088 | 2154,- |
| C22 EVO | ✓ | ✓ | ✓ | — | Without heating function | — | 495081 | 2249,- |
| CRW22 EVO | ✓ | ✓ | ✓ | — | 2 electric heating elements (2x 800 W) | — | 495085 | 2335,- |
| CRW22 EVO PREMIUM | ✓ | ✓ | ✓ | ✓ | 2 electric heating elements (2x 800 W) | ✓ | 495089 | 2412,- |

CoolSky 2600W + CoolSky 3300W

- 220-240 VOLT
- 2600 W / 3300 W
- HEAT & COOL
- INCL. AIR VER-DIVIDER-UNIT
- LED DISPLAY
- INCL. FERNBE-DIENUNG
- ROOF CUTOUT 40x40 cm
- DACH-STRENGTH 26 UNTIL 100 mm
- E13
- 



Black matte

White matte



White air distribution unit with LED display

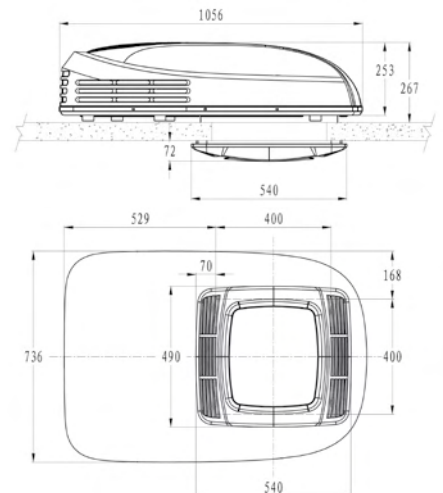
- Cooling and heating in one unit
- Air distribution unit included
- Easy control via remote control or
- LED display on the air distribution unit
- Aerodynamic due to very flat design
- Powerful and yet very quiet in operation
- Type approval according to UN ECE R10

With the new roof air conditioners from Carbest you cool not only on hot days the living space in the motorhome or caravan, but thanks to the heating function can also enjoy a cozy warmth in your vehicle on cold days.

The 2600 watt air conditioner is suitable for vehicles up to 7 m in length. The system with 3300 watts of power is suitable for vehicles from 7 m in length.

The air conditioners consist of a white or black outdoor unit and a white air distribution unit (dimensions: LxW 540x490 mm). The air distributor can be controlled via the LED display or conveniently by remote control.

| Technical data | 2600 watt | 3300 watt |
|---|---------------------|----------------------|
| Cooling capacity | 2600 W / 9000 Btu/h | 3300 W / 12000 Btu/h |
| Heating capacity | 2800 W / 9500 Btu/h | 3400 W / 12500 Btu/h |
| Input voltage | 220-240 V/50 Hz | 220-240 V/50 Hz |
| Current consumption cooling/heating mode (max.) | 5.5 A/4.9 A | 7.6 A/7.0 A |
| Dimensions outdoor unit (L x W x H) | 1056x736x253 mm | 1056x736x253 mm |
| Dimensions air distributor (L x W x H) | 540x490x72 mm | 540x490x72 mm |
| Roof cutout | 400x400 mm | |
| Roof thickness | 26-100 mm | |
| Weight incl. air distribution unit | ca. 53 kg | ca. 57 kg |
| Color white matte | 495003 1729,- | 495004 1799,- |
| Color black matte | 4950031 1729,- | 4950041 1799,- |



12/24 VOLT MODULE TO COMBINE FREELY

CARBEST
INNOVATIONS FOR MOBILE LIFE

NEW

12V
24V



Application example



Rocker switch (ON/OFF) with control lighting

With red LED control light, rocker switch for switching on and off with red control light.
Load capacity: 12V - 10A / 24V - 6A
Diameter hole: Ø 29 mm
811217 2,90



Temperature display with probe

3-digit digital display, Tempmeter incl. temperature sensor. Reliable indication of the ambient temperature.
Temperature range: -40 - 125°C
Diameter hole: Ø 29 mm
811220 13,90



Surface mount housing

Surface-mounted enclosure for mounting sockets or indicators. Individually configurable with all CARBEST power sockets / USB sockets / voltmeters. Hole diameter: Ø 29 mm Dimensions (L x W x H):

| | | | |
|---------------|------------------|---------------|-------------|
| 1-fold | 80 x 55 x 50 mm | 811223 | 2,60 |
| 2-fold | 80 x 100 x 50 mm | 811224 | 4,50 |
| 3-fold | 80 x 150 x 50 mm | 811225 | 5,90 |



LED voltmeter

3-digit digital display, voltmeter (6 - 28V) for digital display of the applied voltage in volts.
Diameter hole: Ø 29 mm
811218 14,60



Dual LED voltmeter for Vehicle and on-board battery

3-digit digital display, dual LED voltmeter (10 - 60V) to display the applied voltage in volts, Ideal for monitoring the vehicle and auxiliary battery. Diameter hole: Ø 29 mm
811219 19,90



Mounting frame

Front panels to accommodate sockets or indicators. Individually configurable with all CARBEST power sockets / USB sockets / voltmeters, hole diameter: Ø 29 mm. Dimensions (L x W x H)

| | | | |
|------------------------|---------------------|---------------|-------------|
| 1-fold | 60 x 42,5 x 5,5 mm | 811221 | 1,50 |
| 2-fold | 105 x 42,5 x 5,5 mm | 811222 | 1,90 |
| 3-fold | 150 x 42,5 x 5,5 mm | 811213 | 2,30 |
| 4-fold | 195 x 42,5 x 5,5 mm | 811226 | 2,90 |
| 4-fold (square) | 100 x 110 x 8 mm | 811227 | 3,20 |



LED voltmeter with integrated USB charging socket

LED voltage indicator incl. USB charging possibility, LED voltmeter with integrated USB charging socket. The display can be switched on or off via an ON/OFF touch switch. Includes protective rubber cap with, cutout for reading the voltage, Input: 12V / 24V, Output USB-A: QC 3.0 (3.6V - 12V, max. 18W), Diameter hole: Ø 29 mm
811212 18,50

LED failure control indicator

CARBEST
INNOVATIONS FOR MOBILE LIFE

Power distributor with fuse holder and LED failure check indicator

- For up to 6 circuits
- LED failure indicator
- Integrated negative rail
- Incl. transparent plastic cover

Compact fuse and distribution box for 6 resp. 12 circuits. A red LED light signals immediately if a fuse is blown. Load capacity per circuit: max. 30A. Total load capacity: max. 100A. Voltage: max. 32V.

① 6 circuits

Dimensions (LxWxH): 87.8 x 88 x 36.5 mm

810220 24,95

② 12 Circuits

Dimensions (LxWxH): 165 x 85 x 39 mm,

810221 39,95

Supplied without fuses.



Power socket

For operating 12V or 24V devices, universal socket incl. protective cap. Also suitable as a charging input.

Load capacity: 12V-20A / 24V-10A. Diameter hole: Ø 29 mm

811210 4,20



Dual USB charging socket 1x USB-A / 1x USB-C

USB built-in socket incl. protective cap. Input: 12V / 24V, Output USB-A: QC 3.0 (3.6V - 12V, max. 32W), Output USB-C: QC 4.0 (5V - 20V, max. 60W), Diameter hole: Ø 29 mm

811211 19,90

UNIVERSAL CONTROL AND MANAGEMENT SYSTEM



10 inch
Touch display



Arvicore
Control unit



Innovative control system for Campervans & Motorhomes

Intelligent monitoring and control of all accessory devices and the entire on-board electronics via the 10-inch color touchscreen or via smartphone.

- Monitor and control via the color touch screen all devices in the vehicle such as: Heating / Boiler / Batteries / Chargers / Solar controller Inverter / Refrigerator / Stove / Lighting circuits and much more
- Compatible with 99% of brands & devices on the market
- More than 70 digital, analog, sensor, switching, measured value and communication inputs and outputs
- Free app for Android and iOS operating systems for remote management with the smartphone/tablet/computer (The vehicle must be equipped with mobile data for this purpose)



TEST SYSTEM HERE!

Scan the QR code and test the switching system in full on the Arvikon website.
Or alternatively via the website:
<https://arvikon.com/en/leisure/simulator/>

Control system complete set:



10" touch display



Control unit Arvicore



Connection material

- 10 inch color touchscreen (screen diagonal 25.4 cm)
- Aluminum frame matt black, noble brushed look
- Glass display with anti-reflective coating
- Antishock technology
- Display languages: DE / EN / FR / ES / IT / NL (more languages to follow in 2023)
- Fanless for silent operation
- Arvicore control unit for connecting all terminal devices in the vehicle
- Over 70 communication inputs and outputs
- Compatible with almost all camping accessories brands and devices
- CI bus compatible and plug & play

Scope of delivery: 10 inch touch display, Arvicore control unit, 19 connectors with 2 to 8 pins, 2 temperature sensors, 1x 10m USB- cable, 1x display connection cable, 10 rubber tank sensors, 4x M6 nuts.

80276 2699,-

Accessories:



Xpand Arvishunt

3 in 1 expansion module

- Multi-purpose shunt for devices that have over 40A current draw
- Temperature monitoring to protect individual devices or batteries
- Xpand Arvishunt has 3 modes:

Power Manager Mode:

Full control (via display) of inverters, chargers, DC-DC boosters and solar controllers with high current consumption (up to 300-400 A each).

Battery Manager Mode:

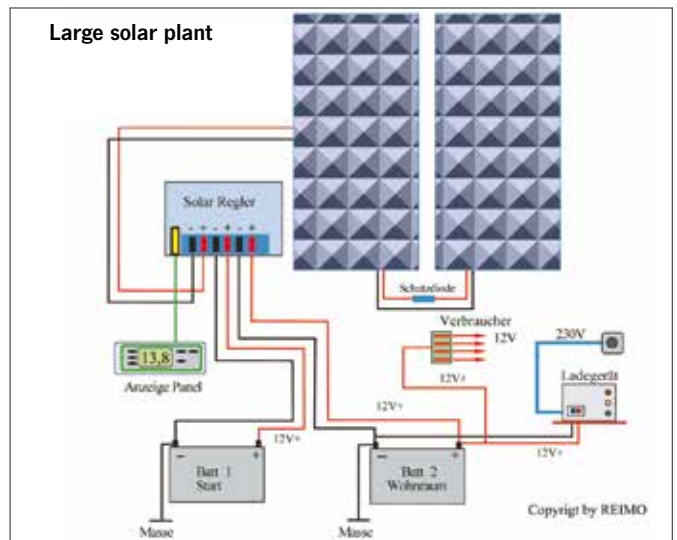
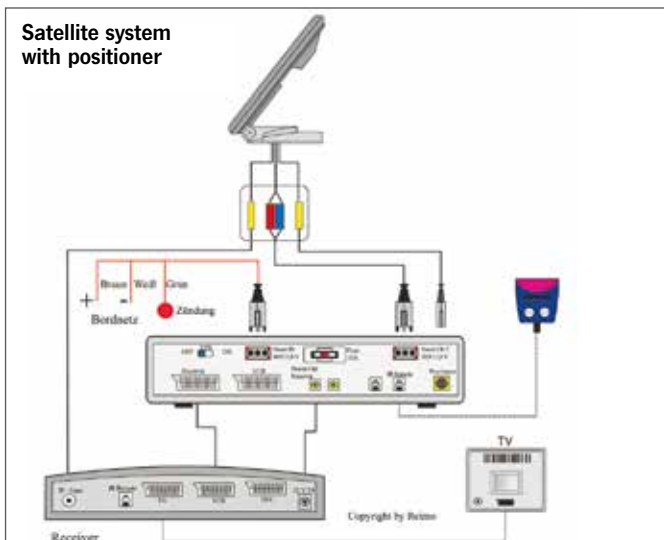
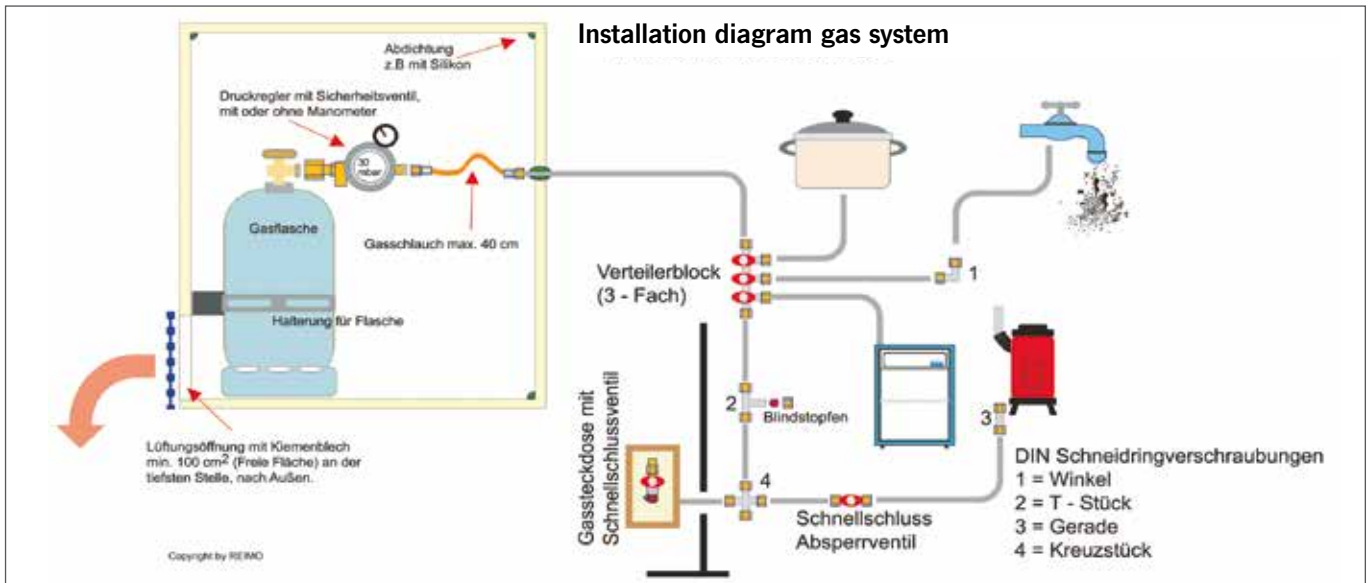
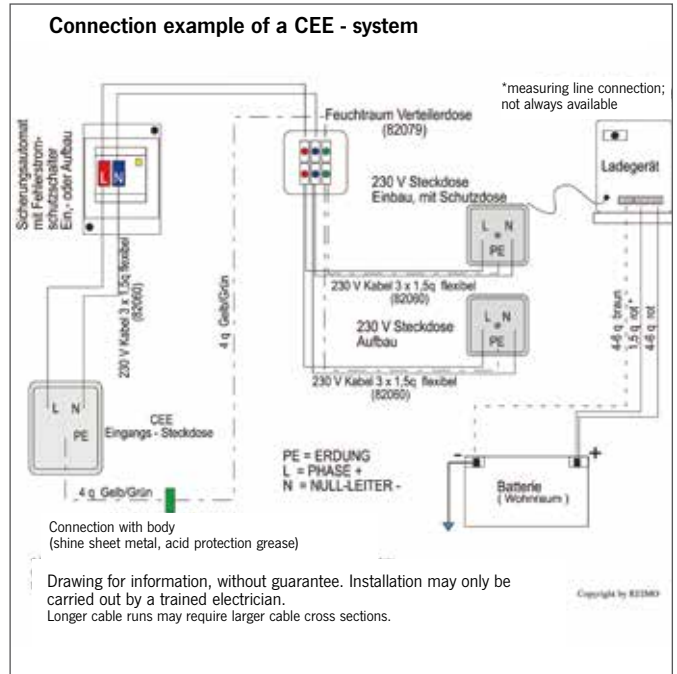
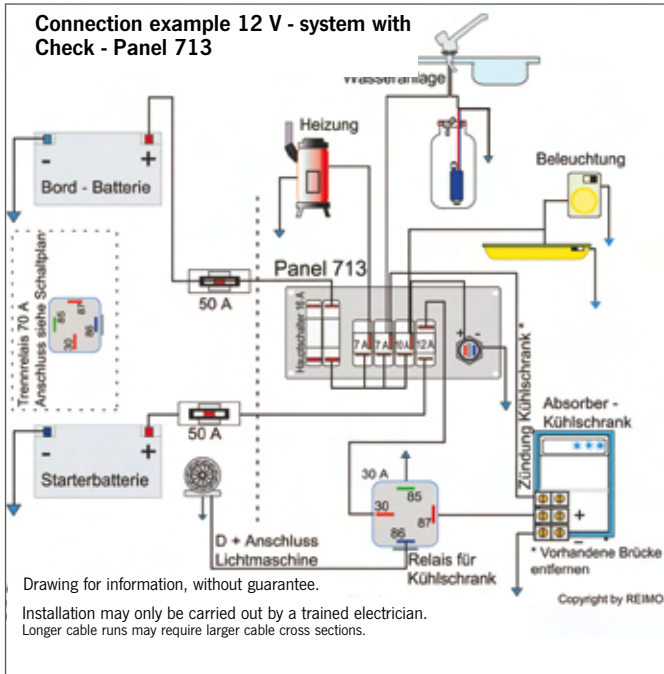
Can manage up to 4 batteries simultaneously (including lithium) including state of charge (SoC) and state of health (SoH), currents, voltage, temperatures, battery protection.

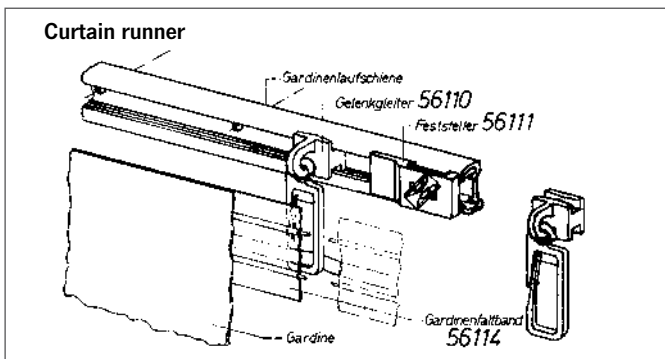
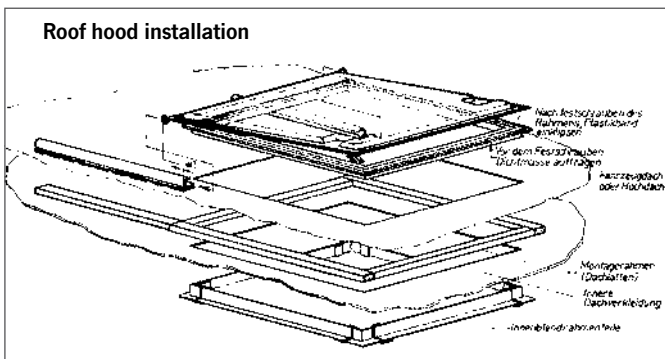
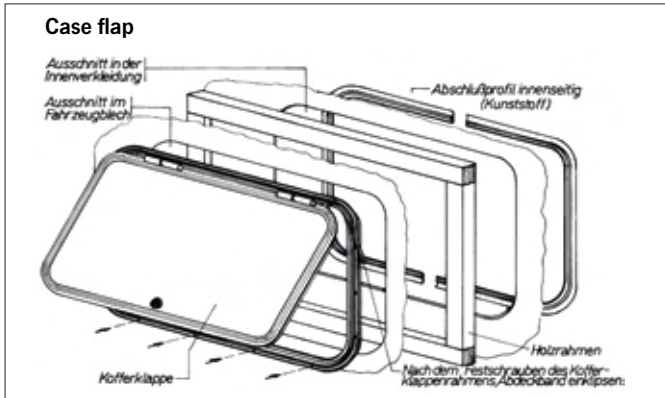
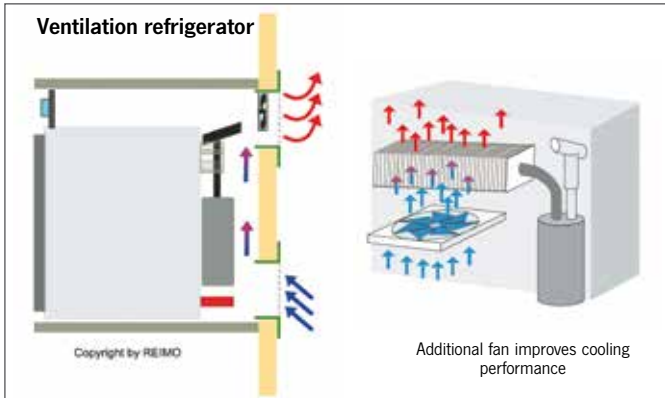
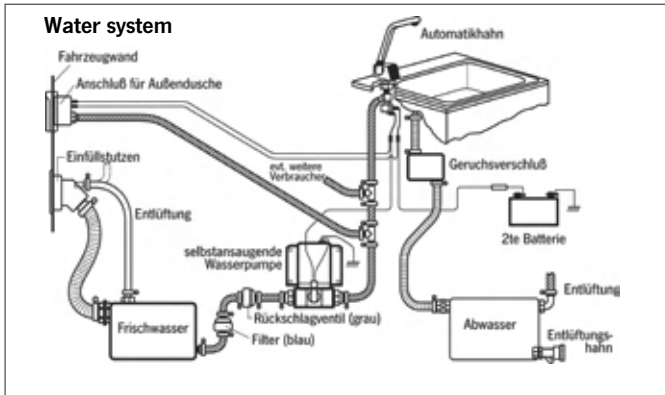
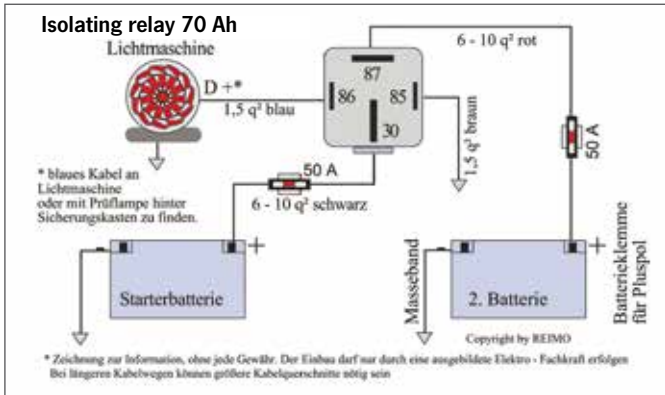
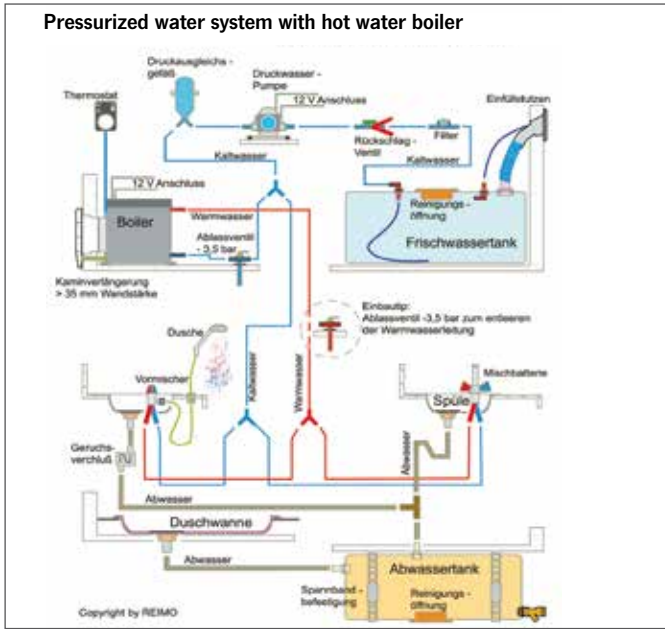
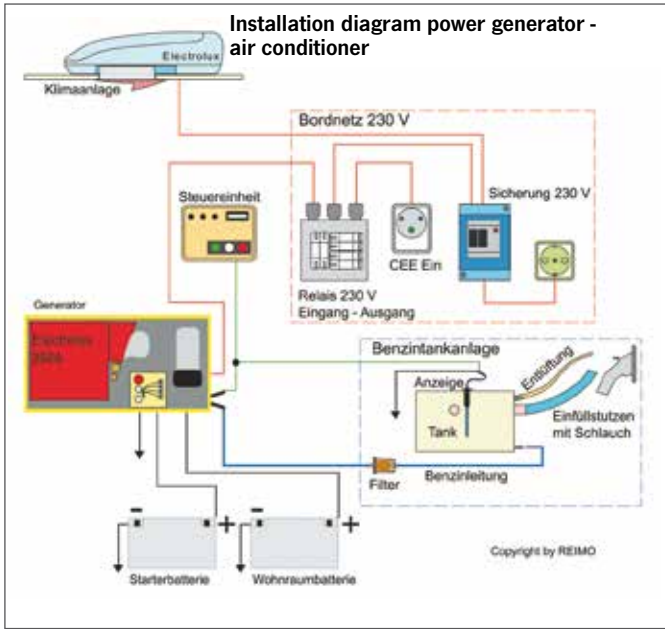
Shunt Manager Mode:

Can control up to 4 shunts (2x 400A, 2x 300A) independently and fully monitor on display including currents, voltage, temperature and relay outputs.

80278 779,-

KNOW HOW / CONNECTION EXAMPLES / TIPS





All drawings for information, without any guarantee.



Power supply via USB 2.0 - connector


GasStick - USB gas detector

- Warns of propane/butane gas (LPG) and narcotic gases
- Easy installation via USB port in the vehicle
- Can also be operated e.g. via a powerbank and thus be used mobile

The extra-compact GasStick is powered via a USB port (USB 2.0) in the vehicle and, thanks to extremely high-quality and small MEMS technology (Micro-Electro-Mechanical Systems), reliably warns of propane, butane gas (LPG) and narcotic gas. An integrated LED indicates the device status. The minimalist design and uncomplicated installation make the GasStick a mobile gas detector for any energy source with a USB connection. Insensitive to temperature fluctuations and humidity.

Dimensions: LxW ca. 70 x 28 mm. **80267 74,95**

RELIABLE GAS DETECTORS



KÖNIG KUNDE
AWARD 2022

3. PLATZ
IN DER ZUBEHÖR-KATEGORIE GAS-WARNSYSTEM

REISE MOBIL
Europas kompetente Fachzeitschrift

GasCube -gas detector in noble design, now in new improved version

- Warns of propane/butane gas (LPG) and narcotic gases
- Visual and audible indication or warning
- Blue light = Ready for operation/Red light = Alarm!

Fixed connection to 12 V on-board power supply. Pressure switch. Ready for operation after ca. 3 minutes. With high sensitivity sensor and 80 dB loud siren. Temperature-controlled sensor that works reliably even above 25°C. Power consumption in standby: 100 mA, power consumption in alarm: 180 mA. Mounting: about 100 cm above the ground. Dimensions: 55.6 x 86.7 x 24 mm.

① **GasCubeColor**: Matte White **802482 64,95**

② **GasCubeTwin**
Equipment identical to above GasCube, but with connection options for two optional additional sensors. These detect the gas concentration in the air just as effectively as the main sensor and bring additional safety in the event of rising and falling gases. Cable length is 2.7 m.

The GasCube has a connection socket to which an exhaust fan or a gas shut-off valve can be connected. The "AUX" socket is activated by the alarm and then sends a signal current of -12 V and a max. current of 500 mA. If you want to connect a device with higher recording, an additional relay must be installed.

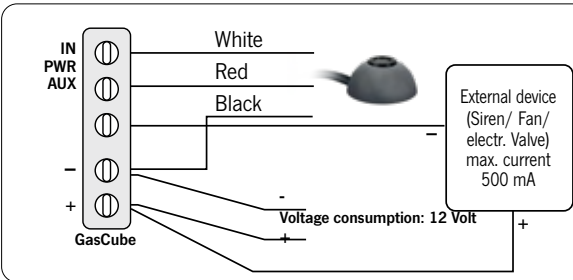
There are 3 possible combinations of the additional sensors:

1. 2x sensor for detection of CO gas (carbon monoxide)
2. 2x Sensor for the detection of LPG gas/Narcotic gas
3. 1x Sensor CO gas + 1x sensor LPG gas/Anesthetic gas

GasCubeTwin
Color: Matt anthracite **802483 69,95**

③ **Additional sensor CO gas (Carbon monoxide)** **802484 29,90**

④ **Additional sensor Propane/Butane Gas (LPG)** **802485 29,95**



The GasCube has a connection socket to which an exhaust fan or a gas shut-off valve can be connected. The "AUX" socket is activated by the alarm and then sends a signal current of -12 V and a max. current of 500 mA. If you want to connect a device with higher recording, an additional relay must be installed. Additional output for interrupting the gas supply of an alarm.



CAN bus radio alarm system for VW T6.1/T6, Fiat Ducato, VW Crafter/MAN TGE

- Easy installation through vehicle-specific basic alarm kits
- No complex cabling necessary thanks to wireless sensors
- Combine optional wireless sensors as required, up to 55 sensors can be connected

The basic alarm kits are optimally matched to the respective vehicle type. Combine the basic alarm kit with up to 55 wireless alarm sensors as needed. The sensors send a permanent radio signal to the CAN bus adapter and thus ensure constant vehicle monitoring. Operate the alarm system with the remote control of your original vehicle key or via the optionally available radio remote control. Secure windows, doors and storage flaps of your motorhome or camper with the optional wireless alarm sensors.

Vehicle-specific CAN bus basic alarm kits


- For VW T6.1/T6, Fiat Ducato, VW Crafter/MAN TGE
- Can be combined with up to 55 wireless alarm sensors (optionally available)

Technical data: Power supply: 12 V, frequency: 433.92 MHz, current consumption with alarm on <15 mA, operating temperature -30° C - +70° C, volume 118 dB.

Scope of delivery: CAN bus basic alarm kit, vehicle-specific cable set, siren, mounting material, operating instructions.

Mounting: The external siren is mounted in the engine compartment using a vehicle-specific bracket. The basic alarm kit is mounted in the dashboard, the wiring is connected to existing vehicle cables (in different places).

| | | |
|--|-------|-------|
| For VW T6.1 / T6 from My. 2015 | 47491 | 199,- |
| For Fiat Ducato / Citroën Jumper / Peugeot Boxer / Iveco Daily from My. 2011 | 47490 | 199,- |
| For VW Crafter / MAN TGE from My. 2017 | 47492 | 199,- |



Combine wireless radio sensors as required

Wireless window sensor with integrated pressure switch

- Securing motorhome display windows
- No counter contact necessary due to pressure switch technology
- Including 3 adapter plates for mounting on windows from Dometic, Polyplastic and other manufacturers

The adapter plate is screwed to the window frame.

Scope of delivery: wireless window sensor, 3 adapter plates, Battery and mounting accessories.

47482 47,95



Radio magnetic contact for securing doors, storage flaps, roof hatches or windows

The radio magnetic contact is screwed to the flap/door and frame. 2-piece incl. batteries and mounting accessories.

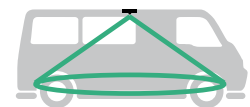
47481 47,95



360° Radio Infrared Indoor Sensor

- Sufficient for all living space monitoring for vans, and small motorhomes without the need for additional sensors
 - Suitable for ceiling mounting, very compact and hardly visible
- PIR technology (Passive Infrared Sensor): Sensors register the infrared radiation or heat emitted by objects. When a sharp increase in room temperature is perceived, the system triggers the alarm.


47483 69,95



Wireless motion sensor / theft sensor

- Attached to objects outside the vehicle (e.g. bicycle). If the object is moved, the main alarm unit is triggered.
- Hidden mounting possible

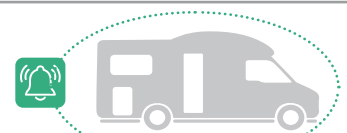
47484 64,-



Radio remote control

- For activating/deactivating the alarm system with multiple users

47485 47,95



LED LIGHTS

Individual illumination with the power rail system

① Power rail system silver

12V rail system in length 700 mm and 1200 mm. With 2 movable LED spots with 1.5 watts. Light color: Warm white 3000K. Color: Silver lacquered. Note: A maximum of 8 LED spots may be used per power rail.

| | | |
|----------------------------|---------------|--------------|
| Rail length 700 mm | 832795 | 59,80 |
| Rail length 1200 mm | 832796 | 71,80 |

② Power rail system black

12V rail system in length 700 mm and 1000 mm. Without LED spots. Color: Black. Note: A maximum of 8 LED spots may be used per power rail.

| | | |
|----------------------------|---------------|--------------|
| Rail length 700 mm | 832785 | 26,80 |
| Rail length 1000 mm | 832786 | 32,90 |

③ Supplementary spot/replacement spot with switch for track system

Movable LED spot, 1 W, light color: warm white 3000 K, Note: max. 8 LED spots may be used per power rail. Dimensions: ca. 51x19x36 mm

| | | |
|-----------------------------|---------------|--------------|
| NEW Silver lacquered | 832799 | 14,90 |
| Black lacquered | 832800 | 15,90 |

④ USB port for power rail system

| | | |
|------------------|---------------|--------------|
| Silver lacquered | 832798 | 19,90 |
| Black lacquered | 832788 | 19,90 |



NEW Now with switch

12 V LED



Light with night light

2.1 A USB socket in the base With blue night light

Ideal for seating area or bedroom with switch. Steel chrome plated. Normal white / blue night light, 10-14.4 V DC, 1 watt. 2-way switch. Energy efficiency G.

- ① With movable lamp, height: 120 mm, Ø 60 mm. **832781 28,95**
- ② With flexible arm (ca. 140 mm), height: 230 mm, Ø 60 mm. **832771 27,60**

USB port



12 V LED

LED Gooseneck Light with USB


- Very long, flexible neck
- Ideal for mounting in the sleeping roof

with 2-step switch and 2x USB 5 V / each 1 A. Aluminum chrome plated. 12 V/1.5 W, 4,000 K, 105 lm. Beam angle 90°. Energy efficiency G.

833210 92,99

CARBEST
INNOVATIONS FOR MOBILE LIFE

12 V & 12 V/24 V LED line lights



| | ① | ② | ③ | ④ | ⑤ | ⑥ | ⑦ | ⑧ |
|-----------------------|--------------|--------------|--------------|---------------|----------------|----------------|----------------|----------------|
| ⑤ Volt | 12 V | 12 V | 12 V | 12 V | 12/24 V | 12/24 V | 12/24 V | 12/24 V |
| Watt | 3,3 W | 5 W | 7 W | 2,8 W | 2 W | 6 W | 3,6 W | 7,2 W |
| LEDs | 18 | 27 | 42 | 18 | 10 | 30 | 18 | 36 |
| Lumen | 185 | 360 | 470 | 288 | 180 | 520 | 340 | 570 |
| Kelvin | 3.000 K | 3.000 K | 3.000 K | 3.000 K | 3.000 K | 3.000 K | 3000 K | 3000 K |
| Switch | Yes (Touch) | Yes (Touch) | Yes (Touch) | Yes | Yes | Yes | Yes | Yes |
| Dimensions LxWxH (cm) | 20x3x1 | 40x2 | 60x2 | 35x3x2 | 22,5 x3,3x3,5 | 47x3,3x3,5 | 26,6x2,8x1,4 | 47x2,8x1,4 |
| Item no. | 83671 | 83674 | 83675 | 835571 | 83241 | 83242 | 83243 | 83244 |
| Price | 16.90 | 21.95 | 29.90 | 33.90 | 18.90 | 39.90 | 19.90 | 33.90 |

*Intended use of all lights and lamps in this catalog: For exclusive 12V battery operation and use in recreational vehicles.

SURFACE MOUNTED / RECESSED / OUTDOOR LUMINAIRES

NEW

G A+ G



Van-Pro rain gutter with integrated COB lighting

• Suitable for Fiat Ducato 244-250-290 as well as Peugeot Boxer & Citroën Jumper from My. 2006, MB Sprinter, VW Crafter

12 V, 7 W, 450 lumen, light color warm white 4000K, beam angle 130°, material: aluminum, black. The light provides a pleasant light in front of the vehicle and at the same time drains rainwater. It is mounted under the upper column of the sliding door. Dimensions: LxWxH 1500x34x12 mm. Weight: 440 g. IP65.

Fiat Ducato, Peugeot Boxer, Citroën Jumper 834511 117,-
MB Sprinter, VW Crafter, MAN 834512 117,-

G A+ G



12 V LED

LED recessed/undercabinet light

Modular system with freely selectable housing shapes

① **12 V LED recessed/underground light**, 3.4 W, 240 lumens, 6 LEDs, 3000 K. Material: aluminum. Energy efficiency A+. Supplied without connection cable. (The 835802 cable is mandatory for connecting the light)

835801 17,90

② **Substructure housing round, flat**, color: black matt, material, plastic, dimensions: 65 x 2.6 mm

83581 3,40

③ **Mounting case round, high**, color: black matt, material, plastic, dimensions: 65 x 15.6 mm

83582 3,40

④ **Flush mount housing square, flat**, color: black matt, material, plastic, dimensions: 65 x 65 x 2.6 mm

83583 3,40

⑤ **Substructure housing square, high**, color: black matt, material, plastic, dimensions: 65 x 65 x 15.6 mm

83584 3,40

⑥ **Connection cable** 1000 mm, suitable for recessed/underground luminaire 835801, with snap-in connector

835802 3,20

CARBEST
INNOVATIONS FOR MOBILE LIFE

2, 0m **100°** **WARM WHITE**

12 V LED



Super flat LED panel

- Only 5 mm thickness
- Chic silver frame
- Warm white light with 3,000 K

① **12V/6 W**, dimensions: 100 x 200 mm **833691 33,95**
 ② **12V/3 W**, dimensions: 100 x 100 mm **83369 21,90**

CARBEST
INNOVATIONS FOR MOBILE LIFE

E A+ G

F A+ G

12 V 24 V



LED exterior light for panel van

① **12/24 V**, IP67, 3000 K, 4,5 W, 9 SMD LEDs, 530 lumen, housing ABS, color: black, length: 231 mm **833771 21,90**

② **12/24 V**, IP67, 3000 K, 4, 5W, 18 SMD LEDs, 340 lumen, housing ABS, color: white, length: 480 mm **83377 27,90**


LED wall and ceiling lamp square

CARBEST
INNOVATIONS FOR MOBILE LIFE

- Square shape
- Very flat and inconspicuous
- Design: Opal white

12 V LED

G A+ G



Square LED wall and ceiling luminaire for surface mounting. Not dimmable. Dimensions (LxWxH): 70x70x10 mm, 12 V / 3 W / 3000 K / 199 lumens. **833732 12,95**

CARBEST
INNOVATIONS FOR MOBILE LIFE


12 V LED

TOUCH

G A+ G

LED wall and ceiling light round (70 mm)

- Touch switch center, dimmable by touch switch
- Design: Chrome




Round LED wall and ceiling luminaire for surface mounting. Glossy chrome, diameter: 70 mm, height: 8 mm, protection class: IP60, 12 V / 3 W / 3000 K / 170 lumens. **833734 19,90**

CARBEST
INNOVATIONS FOR MOBILE LIFE

G A+ G

LED wall and ceiling lamp round (50 mm)

- Touch switch center
- Design: Chrome



Round LED wall and ceiling luminaire for surface mounting. Not dimmable. Shiny chrome, material: aluminum. Diameter: 50 mm, Height: 8 mm, Protection class: IP60, 1,5 W, 3000 K, 72 Lumen. **833733 16,90**

LED LIGHTS



12 V LED

USB port

LED reading light Minitube D4

- With flexible arm
- USB port in base (5 V/2 A)

Surface mounted LED spotlight aluminum with switch, color: matt black, 12 V, 100 lm, 3000 K, 1.6 W.

83612 52,95



12 V LED

LED spot with flexible arm and USB charging socket

- Noble design in white matt
- Flexible arm
- ON/OFF switch
- USB port in the base (1x 2 A)

LED spot with flexible arm and integrated glass shade. Not dimmable. Ideal for seating area or bedroom. Material: aluminum / plastic, total length: 150 mm / flex arm length: 90 mm, USB connection in the base (1x 2 A). ON/OFF switch, 1.8 W, 80 lumens, 3000 K, 6 x SMD LEDs.

830345 29,99



12 V LED

LED spot with flexible arm

- Noble design in black matt
- Flexible arm
- ON/OFF switch

LED spot with flexible arm and integrated glass shade. Not dimmable. Ideal for seating area or bedroom. Material: aluminum / plastic, total length: 150 mm / flex arm length: 90 mm, ON / OFF switch, 3000 K, 1.8 W, 80 lumens, 6 x SMD LEDs.

830346 26,90




12 V LED

LED Spot Minitube D4

- With USB port in base (5 V/2A)
- Aluminum
- Black matte

Surface mounted LED spotlight with switch, material: aluminum. Color: black matt, mains voltage: 12 V, luminous intensity: 100 lm, 1.6 W, USB socket.

83611 49,90



12 V/24 V

ONYX Copilot

LED reading light with cigarette lighter plug and ON/OFF switch,

Black. 12 V/24 V, 0.5 W, 3,200 K, 20 lm, beam angle 120°, service life ca. 20,000h. Length ca. 460 mm.

833082 33,50



12 V LED

LED Gooseneck Light

Silicone coated, 12 V with switch and USB charging socket 1.5 A. Length: 386 mm

| | | |
|----------------|---------------|--------------|
| ① Black, 1.2 W | 83590 | 45,95 |
| ② White, 1.2 W | 835901 | 46,95 |
| ③ Black, 1.8 W | 83591 | 44,95 |
| ④ White, 1.8 W | 835910 | 45,95 |




12 V / 24 V

LED surface mounted luminaires

- Shapely aluminum housing
- Frosted glass pane

Noble appearance due to aluminum housing. 12/24V, with on/off switch. 3000K, IP65.

| | | |
|---|--------------|--------------|
| Length: 170mm , 18 LEDs, 3.6W, 310 lumens | 83245 | 16,90 |
| Length: 370mm , 54 LEDs, 10.8W, 864 lumens | 83246 | 39,95 |



12 V LED

LED spot with touch switch and USB port in base

12V, incl. night light function, glass shade, material: brushed nickel, 3000K, 2W, 1x COB LED, 180 lumen, dimmable via touch switch, weight: ca. 190 g.

83189 29,90



12V LED

LED mini recessed spot short

- Very small and compact
- Spot swivels
- Metal housing in black matt

Swivel LED recessed spot \varnothing 35 mm, with clamp bracket for easy installation. 12V, 0.4W, 22 lumens, bore: 30 mm. Matt black coated metal housing.

31583 14,90



12V LED

LED mini recessed spot long

- Very small and compact
- Spot swivels
- Metal housing in black matt

Swivel LED recessed spot \varnothing 35 mm, with clamp bracket for easy installation. 12V, 0.4W, 22Lumen, bore: 30mm. Matt black coated metal housing.

831584 16,90



12 V LED

LED mini recessed spot stainless steel

- Very small and compact
- Clamp mount
- Stainless steel housing

Round stainless steel LED mini recessed spotlight with clamp mount. Not dimmable. Bore: 13 mm, IP65, 53 lumen, 1 W, 3000 K.

837080 12,90



12 V LED

LED mini recessed spotlight plastic

- Very small and compact
- Flat design (adds only 4 mm)

Round LED mini recessed spotlight made of plastic with mounting thread. Not dimmable. Bore: 15 mm, 69 lumen, 1 W, 3000 K.

837081 12,90

Professional LED flex bands for effective, individual illuminations

CARBEST
INNOVATIONS FOR MOBILE LIFE

G **A** **A** **G**
12 V
LED

- Atmospheric lighting indoors / outdoors
- Pleasant, bright warm white light color
- All LED flex ribbons are dimmable
- Self-adhesive, can be shortened after every 3rd LED

12-V LED flexible tape for indoor and outdoor use

30 LEDs/m, 2,4 W/m, 190 Lumen/m, 3.000 K, IP66, warm white, 5 m roll, tape width: 7 mm **83174 24,90**

12-V LED flexible tape for indoor use

60 LEDs/m, 4,8 W/m, 290 Lumen/m, 3.000 K, IP20, warm white, 5 m roll, tape width: 5 mm **83172 34,90**

12-V LED flex ribbon for indoor and outdoor use

60 LEDs/m, 4,8 W/m, 320 Lumen/m, 3.000 K, IP67, warm white, 5 m roll, tape width: 7 mm **83171 44,90**

12-V LED flex ribbon for outdoor use

120 LEDs/m, 7.2 W/m, 480 Lumen/m, 3,000 K, IP67, ideal as awning lighting, incl. 1 m connection cable (waterproof), warm white, 5 m roll, strip width: 10 m **83170 69,90**



i For LED strip lighting with 120 LED's works the light is continuous, with 30 or 60 LEDs individual light points are clearly visible.

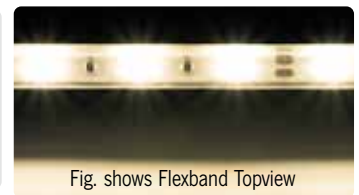


Fig. shows Flexband Topview




Flexible LED light tube for indoor & outdoor use

Length of the light tube: 5 m, width and height: 10.5 mm, 10.8W, 150 LEDs/m, 620 lumens, 3000 K. Dimmable and shortenable. IP67.

83178 89,90

End cap set for LED light tube 83178, set with 2 pieces

831781 2,50



Stylish aluminum profiles for LED strips

- For atmospheric lighting
- Suitable for our LED strips
- Profile length: 1.5 m

The aluminum Profiles are a professional solution for laying LED strips. Ideal also for furniture construction, for example, to hide the transition of different wooden panels or stylishly illuminate.

For light diffusion, you can choose between the semi-transparent satin cover or the opal version that appears white. Each set comes with 2 end caps.

Delivery without LED ribbons

CARBEST
INNOVATIONS FOR MOBILE LIFE

- 1 Set aluminum profile flat**, including 2 end caps. To build up or let in a groove. Length: 1.5 m **82999 9,98**
- 2 End caps (2 pieces)** for 82999 **82980 1,99**
- 3 Set of angle aluminum profile incl. cover and 2 end caps** For mounting in corners and under cabinets. Length: 1,5m **829991 15,99**
- 4 End caps (2 pieces)** for 829991 **82981 1,99**
Mounting clips (2 pieces) for 829991 (without fig.) **829810 1,99**
- 5 Set aluminum profile semicircular** incl. 2 end caps. For screwing on and covering at transitions of e.g. furniture panels. Length: 1,5m **829992 15,99**
- 6 End caps (2 pieces)** for 829992 **82982 1,99**
Cover, length: 1,5 m, for 829992
- 7 Satin (semi-transparent)** **82983 6,99**
- 8 Opal (white)** **82984 6,99**

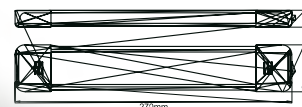
LED surface mounted luminaire Dual Colour

- Easy assembly: screw or glue lighting
- Red light to not attract insects
- Sturdy aluminum housing
- Warm white light (3000K) for cozy ambient

The 12/24V Dual Color LED light is equipped with 12 warm white SMD LEDs and additional 12 red SMD LEDs. Color change takes place via switch. Dimensions: 270 mm long, connection cable ca. 30 cm. **83589 36,95**

12 V
24 V

E **A** **A** **G**



CARBEST
INNOVATIONS FOR MOBILE LIFE

Fewer insects in the vehicle due to red light



RAIN GUTTER HIGHRAIL



The Reimo Highrail, Multirail and Caddy keder rails are suitable for keder strips of Ø 7 mm. Keder rails for accommodating Ø 8 mm are fitted as standard on the Volkswagen California.




CARBEST

INNOVATIONS FOR MOBILE LIFE

Multifunctional rail Highrail with rain gutter -
For high roof mounting VW T6.1/T6/T5/T4

- Ideal for VW T4 (installation on T6.1/T6/T5 by specialist recommended)
- As a rain gutter and for the attachment of awnings or sunroofs
- Permitted as roof rack mount only for VW T4
- Well suited as a receptacle for high roof mounting (without end pieces) for Fiat Ducato, Peugeot Expert, Citroën Jumper with original bodywork
- Produced from high quality aluminum alloy, anodized black
- Front and rear parts (end pieces) made of PUR (polyurethane) create an elegant transition to the bodywork
- For keder thickness 7-8 mm

Highrail - profile structure



Mounting

- Is screwed to the vehicle with stainless steel screws. In addition, bond the profile to the body using the TÜV-approved special adhesive.
- The rail is offered in several lengths, some of them pre-drilled and countersunk.
- Separate end piece kit includes stainless steel screws and installation instructions.
- Special adhesive Sikaflex 554 (Art. No. 294113) is required for assembly.
- Use Sika adhesive cleaner (29415) or petroleum ether to degrease the bearing surface.

① **Highrail Black** Profile rail pre-drilled, Black anodized. Accessories see end piece set
LR Profile length 3400 mm **901451 179,-**

② **End piece set**
(front spoiler and rear end incl. non-rusting
Stainless steel screws
Black and silver as well as mounting instructions:
For passenger side right **90146 89,90**
For driver side left **90147 80,90**

Special adhesive -Sikaflex - 554 -
300 ml absolutely necessary for assembly!
Black **294113 23,95** GP* 73,00 / 1Liter
Adhesive cleaner 0,25 Ltr. **29415 26,95** GP* 87,84 / 1Liter

plus. Freight flat rate Highrail (1 - 10 pieces) **V25 25,90**



Ked rail - for VW Caddy My. 2003-2020

Rail is glued in place. Sleeping roof must only be unlocked to pull the piping into the rail. For keder thickness Ø 7.5 mm. Plastic Hard PVC,
Length 3 m **901151 24,70**

Folding suction cup - fastening without drilling

- For screwless, horizontal or vertical mounting of canopy, awning, etc.a.



- ① **Folding suction cup plastic with hook**
Ø 100 mm loadable up to ca. 10 kg,
1 pc. **93648 11,95**
Ø 120 mm, loadable up to ca. 15 kg,
1 pc. **936480 17,50**
- ② **Folding suction cup cast aluminum Ø 120 mm**
plate made of natural rubber, loadable up to
ca. 10 kg, with screw thread for div.
Fasteners, 1 pc. **93647 48,70**
- ③ **Folding suction cup for fastening the
lock rod Ø 55 mm** Loadable up to 8 kg,
1 pc. **93646 48,90**


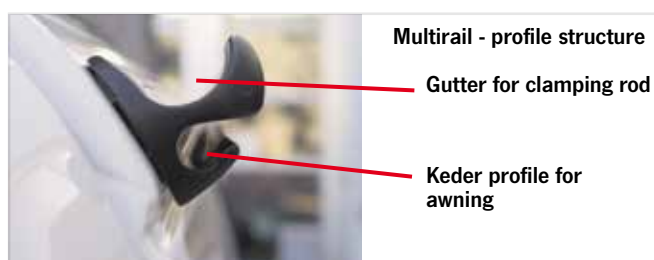


Magnet adapter set (3 pieces)

For easy and quick attachment of the awning/
sunsail with magnetic tape on the vehicle
without Multirail.

Scope of delivery: Magnetic tape with keder
profile (length 283 cm), 3x double keder rail
90 cm each, keder tube.
1 set 904490 43,95

Multirail - rain gutter, sun sail and roof rack attachment in one



- Rain gutter for awning and roof rack
- Easy attachment of awning and awning with clamping rod or pull-in keder
- Easy installation of the self-adhesive spoiler profiles
- The aluminum rail is already pre-drilled
- Absorption of roof loads up to 100 kg
- For keder thickness 7-8,5 mm

In conjunction with conventional roof rack, you can use it to transport bulky goods such as kayaks, bicycles or surfboards. The **Multirail** can also be fitted to vehicles with sleeping or pop-up roofs. Here the maximum roof load is 50 kg, approved by VW. The **Multirail** protects you from rainwater running off when the side windows and doors are open through the spoiler profile (please order separately).

The Multirail is attached to the vehicle with a special adhesive (Sikaflex 554 see left page).

| Vehicle type | Model | Multirail Art.No. | Price ¹ | Spoiler set* Art.No. | Price |
|---|-------------------------------|-------------------|--------------------|---------------------------|----------------|
| For VW T4/T5/T6, special version | KR/SWB Left (driver side) | 901561 | 256,- | 90154 | 69.60 |
| | KR/SWB Right (passenger side) | 90156 | 256,- | 90155 | 69.60 |
| | LR/LWB Left/Right | 90157 | 282,- | 90154 Left 90155 Right | 69.60 69.60 |
| For Mercedes Vito, Viano, V-Class, Marco Polo, Metris, vehicle length 4990/5140 mm, all as of 2003 | Left (driver side) | 901851 | 356,- | 90154 | 69.60 |
| | Right (passenger side) | 90185 | 356,- | 90155 | 69.60 |
| For Renault Trafic, Nissan NV 300, Fiat Talento, from My. 8/2014 and Opel Vivaro B, My. 8/2014 - 3/2019 all KR | Right (passenger side) | 90184 | 255,- | 901550 | 29.90 |
| For Citroën Spacetourer/Jumpy, Peugeot Traveller/Expert, Toyota Proace, all from 3/2016; Opel Vivaro C/Zafira Life from autumn 2019 and Pössl Campster/Vanster/Campy vehicle length 4950 mm | Left (driver side) | 901780 | 399,- | 90154 | 69.60 |
| | Right (passenger side) | 90178 | 399,- | 90155 | 69.60 |
| Multirail Universal, shortenable | Left or right | 90153 | 199,- | 901550 | 29.90 |

= Plus. Freight flat rate Multirail (1 - 10 pieces) V25 25,90

* Spoiler set, consisting of front spoiler, rear end (self-adhesive), stainless steel screws and installation instructions. Must be ordered separately.

TAIL TENTE / CURTAINS




Privacy screen, shower/partition curtain, sun awning for Fiat Ducato and large vans with gullwing doors


- Easy attachment via Velcro

The curtain can be used as a privacy screen or shower / partition curtain. The attachment is made by Velcro directly to the vehicle. The curtain can also be used as a sun awning. Delivery includes guy ropes. Set-up rod not included in the scope of delivery.
Dimensions: ca. L 200 x W 165 cm

936291 49,95



RECOMMENDED ACCESSORIES:

Set up bar  **903070 28,95**



Privacy screen/shower curtain for van tailgate

- Shower without getting wet in the rear
- Suitable for almost all panel vans e.g.: VW T6.1/T6/T5

The privacy screen can be used with or without a rear tent (no tight seal). Simply attach over the tailgate with the adjustable strap and fix to the bumper with plastic hooks if needed. Water column 2,000 mm, dimensions: 153 x 186cm, color gray,

936287 34,95

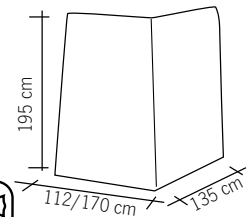
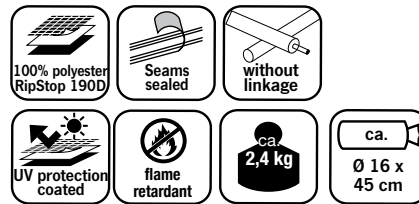


Tail tent Instant

- No linkage required
- For VW T6.1/T6/T5 with tailgate

The rear tent is sewn to the rear bag sewn down and is attached to the tailgate with snaps (still need to be attached).

93790 149,90


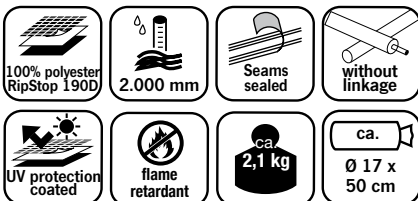


Rear tent Vertic

No linkage required, quick assembly.
Erection poles included (awning function)

VW Caddy KR u. LR until My. 2020
VW Kangoo II from 2008

93792 117,90
93795 119,90

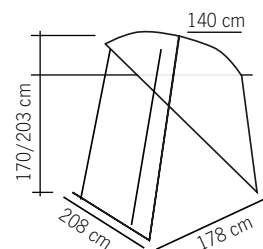
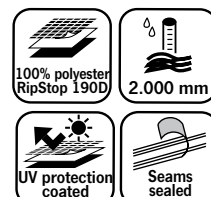


Tail tent harness

No linkage required, space for cot.

For Caddy My. 04 -20, Kangoo, Doblo, Partner, Berlingo, Citan.
Erection poles included (awning function)

93791 129,90

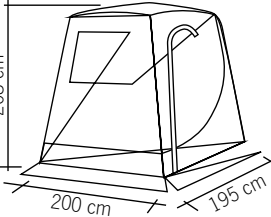


For more product information and current prices, see Reimo accessories professional or www.reimo.com

Upgrade Premium - Rear tent with Premium equipment for VW T6.1/T6/T5

- All 3 doors with mosquito net zip doors
- Sewn-in bottom tray, closes with rear entrance
- PVC windows in the roof
- Space for a cot
- Meets Australia requirements

No poles, small pack size, light weight and easy setup make the Upgrade Premium rear tent the perfect rear tent for van drivers. The new features such as mosquito netting in all zipper doors, skirt to the bumper and sewn-in floor pan provide additional comfort. The front door can be set up as a sun awning and the two side entrances have tinted windows.



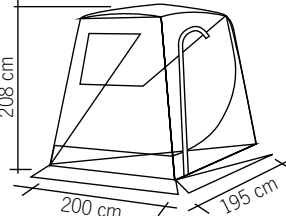
Scope of delivery:
Rear tent, guy ropes, pegs, 2 poles and packing bag.
936286 279,-

| | | | | | | | |
|--|--|--|--|--|--|--|--|
| | | | | | | | |
|--|--|--|--|--|--|--|--|

Upgrade 2 - More living space for VW T6.1/T6/T5

- No linkage required
- Small weight
- PVC windows in the roof
- Space for a cot
- Changing room at the bathing lake or shower tent at the stern
- For VW T6.1/T6/T5 with tailgate

No poles, small pack size and easy setup make the Upgrade 2 rear tent the perfect choice for all van drivers. Simply put it over the tailgate and there is room for a camp bed, bicycle or just to get more fresh air in the vehicle. Front can be raised as a sun awning. Tinted windows and entrance in both side walls



Scope of delivery:
tent, guy ropes, pegs, 2 poles and packing bag.
936280 159,90

| | | | | | | | |
|--|--|--|--|--|--|--|--|
| | | | | | | | |
|--|--|--|--|--|--|--|--|

Trapeze - rear tent without poles

- Both side walls and back wall with door
- Tinted windows with interior cover
- Mosquito net window
- With window in the roof as a skylight

Suitable for Renault Trafic and identical vehicles, Nissan NV 300, Citroen Spacetourer, Jumpy, Campster, Peugeot Traveller, Expert, Toyota Proace, from My. 2015 Ford Transit Custom 2013-2023 with tailgate

With extra large interior, for camp bed, bicycles, or similar. Rear tent simply pull over open tailgate and attach to the ground. The back wall with mosquito net window can also be used as a sun awning.

Scope of delivery:
Tent, guy ropes, pegs, 2 poles and packing bag.
93796 199,-

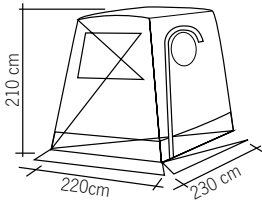


Photo shows 93796

Premium version

- Doors with mosquito net zip doors
 - Sewn-in floor trough, closes with rear entrance
- (without picture) **937962 249,-**

| | |
|--|--|
| | |
| | |
| | |



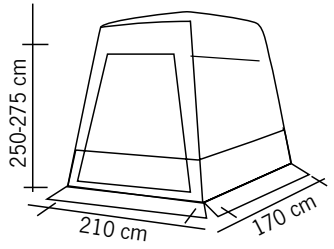
Rear tent Ducatissimo Premium for Fiat Ducato (and identical vehicles) with wing doors

- Premium equipment
- For hinged doors
- Removable floor cover
- Mosquito net in door
- Door can be used as awning

The new Ducatissimo Premium rear tent for large vans has been developed for Fiat Ducato and identical vehicles with gullwing doors. The front wall has a large zipper door with mosquito net and transparent PVC window with cover. This can be rolled up or used as a sun sail.

The tubular frame Ø25/22 mm in U-shape can be disassembled for a small pack size and is height adjustable. The connection to the vehicle is made by an adjustable strap and loops. The strong PVC fabric provides a sturdy roof. The removable groundsheet with integrated windbreak under the bumper is attached to the tent and vehicle using Velcro.

Scope of delivery: Tent, tubular frame (steel), 2 poles, guy ropes, pegs, packing bag



| | |
|------------------------|-------------------|
| 3.000 mm | ca. Ø 25 x 75 cm |
| Polyester RipStop 210T | UV protection 50+ |
| flame retardant | ca. 10 kg |

937982 349,-



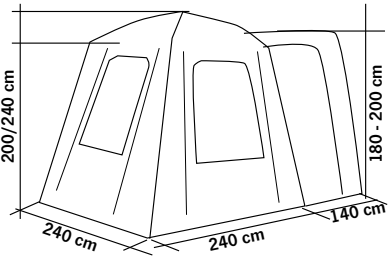
Uni Van 2 - universal rear tent for minicampers and vans

- Freestanding
- Side walls and back wall with door
- Ventilation in roof and floor
- Transparent windows with 1/3 mosquito net
- Extra long airlock with doors on both sides
- Changing room at swimming lake

Universal rear tent for mini campers and vans. Both side walls and front wall with door, which can be used as awnings. Air circulation through ventilation in the roof, sides and floor.

Extra long airlock with doors on both sides (140 cm). Tent can also stand freely without vehicle. Attachment to the vehicle: Simply pull it over the open tailgate and tie it off to the side with pegs.

Scope of delivery: Tent, poles, guy ropes, pegs, packing bag.



| | | | |
|---------------------|-----------------|--------------|------------------------|
| 100% polyester 190T | 3.000 mm | Seams sealed | Steel/Fiberglass 19 mm |
| PU+ 2x UV coated | flame retardant | ca. 15 kg | ca. 70 x 21 x 25 cm |

937984 349,-

Optional inner tent 937985 59,95

Replacement rods, 1 each:
 Fiberglass rod 937986 9,95
 Steel rod 937987 9,99



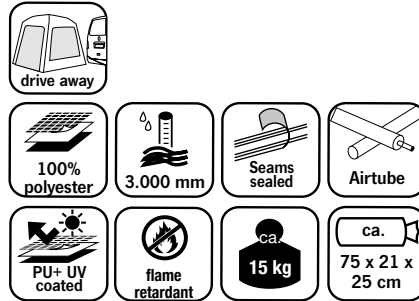
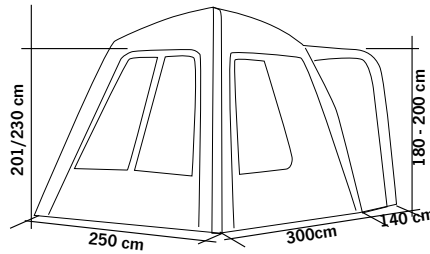
Uni Van Air - Inflatable universal rear tent for buses

- Freestanding
- Side walls and back wall with door, completely removable, with 1/3 mosquito net
- Top ventilator and transparent windows with mosquito net
- Extra long airlock (140 cm) with doors on both sides
- With tent floor for zipping in

Cross dome roof rear tent with air tube technology, fast and easy to set up! Both side walls and front wall with door, which can be used as awnings or completely removed. Air circulation through ventilation in the roof and floor. Attachment to the vehicle: Simply pull it over the open tailgate and brace it to the side.

Scope of delivery: Tent skin with air tubes, air pump, guy ropes, pegs, packing bag

937981 579,-



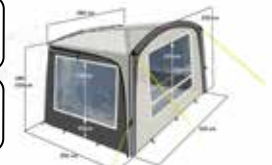
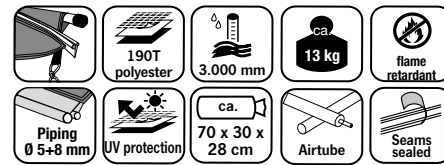
Awning Antigua Air

- Practical awning, can also be used as an awning
- Quick setup with only one air hose
- Large windows with cover inside
- 4 vehicle connections (keder Ø5+8 mm, lock rod and loops)
- Includes detachable side panels (hooks) and removable front (zipper)

For camping buses with a keder rail height 180 - 220 cm. The awning becomes an awning by 2 side walls to hang and a front wall to zip in.

Scope of delivery: Awning with air hose, 2x side-/ 1x front wall, 2x roof poles steel, guy ropes, pegs, packing bag

90688 399,-



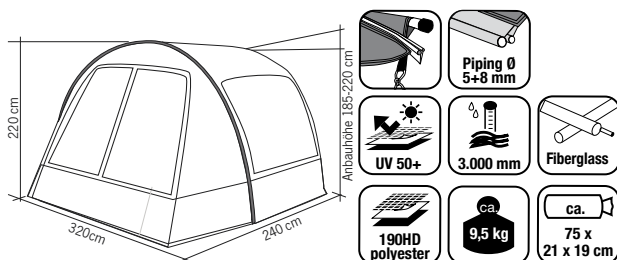
Awning Hispaniola

- Practical awning, can also be used as an awning
- Mosquito nets can be used instead of the tent walls
- Structure with only one fiberglass rod

Multifunctional awning / awning for camping buses with a keder rail length from 260 cm. The front and side panels completely removable and stowable in the pockets sewn inside. Windows are equipped with tinted film. Fastening with 5+8 mm keder strip, lock rod or guy ropes.

Scope of delivery: Awning, Fiberglass pole, lock pole, mosquito net walls, guy ropes, pegs, packing bag.

90687 269,-



AWNING



Awning Charlyne for mini camper Connection keder profile o. with sluice bar

Material: 210D Oxford Polyester
Including 2 extension rods (steel)

Gr. 1 Dimensions: 180 x 240 cm, packing size: 90 x ø10 cm, weight: ca. 3.8 kg

90066 84,95

Gr. 2 Dimensions: 220 x 240 cm, pack size: 110 x ø10 cm, weight: ca. 3.9 kg

90068 89,95



Como - The universal canopy

- **Extremely tear resistant**
- **Weatherproof, waterproof and washable**
- **Keder connection Ø 5+8 mm**

Color: Light gray o. Anthracite

Scope of delivery:

Sunsail Size 1 and 2 with two erection poles, size 3 with three poles, Pegs, guy ropes, packing bag

Light gray, depth: 240 cm

Gr. 1 200 cm 2,5 kg **90020 79,90**

Gr. 2 250 cm 3,0 kg **90021 89,90**

Gr. 3 300 cm 3,5 kg **90022 99,90**

Anthracite, depth: 240 cm

Gr. 2 250 cm 3,0 kg **900212 89,90**

Gr. 3 300 cm 3,5 kg **900222 99,90**

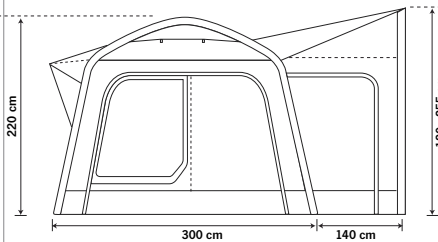
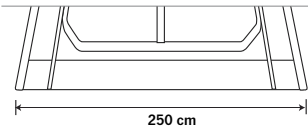


Movelite 1 - With new equipment

- **Canopy over the entrance**
- **Sewn in tent floor**
- **Mounting height 180 to 255 cm**

The proven Movelite 1 with improved equipment such as lock with mosquito net door, entrance with sun roof, roof ventilation on the right and left side and both side doors with mesh panels for better ventilation. Seams sealed.

Scope of delivery: Tent with air tubes and floor, Fiberglass pole for sunroof, roof reinforcement, air pump, tensioning- and stormstorm leashes, pegs, pack bag. **936947 879,-**




Tech-Line Canopy

- **Available in 2 mounting heights**
- **Side windows to open and roll up**
- **Side walls with clear windows**
- **Vehicle connection: 5+7 mm keder profile**

Beautifully designed awning with side panels which can be stowed to the side. Easy to set up with only one steel rod

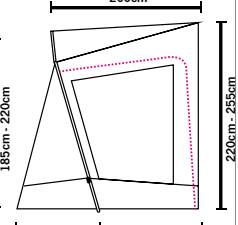
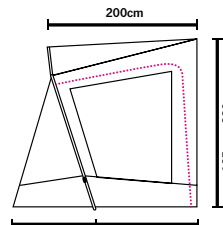
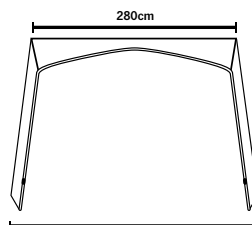
Scope of delivery: sun awning, steel pole, reflective storm lines, pegs, packing bag.



Midline 900162 239,-
Highline 900163 249,-

Midline

Highline



For more product information and current prices, see Reimo accessories professional or www.reimo.com



Sun sail Charly for buses

2 telescopic steel erecting rods, sewn-on keder profile 6mm

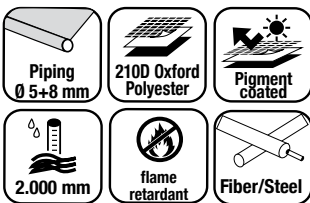
Gr. 255 x 240 cm

90049 99,95



Awning Palm Beach 2-2.6 and 3.0

- Robust awning with 240 cm depth
- Keder connection 5 + 8 mm



Suitable side walls for Palm Beach 2

- With coverable mosquito net window
- Attachment by Velcro to the sun awning

Side wall Palm Beach: Bus sliding door opens unimpeded thanks to 2.25 m width. Dimensions: W 225 x H 180 cm, Weight: 2.2 kg

900153 109,-

Side wall Palm Beach Space: Side wall can be further exposed due to the height of 2 m. Dimensions: W 240 x H 200 cm, Weight: 2.5 kg

900154 116,-



Palm Beach 2 - 2.6:
900151 159,-



Palm Beach 2 - 3.0:
900152 179,-

Awning Maritius M + L + XXL

Loops for suction cups or keder profile 5+8 mm

Material: 300D RipStop Polyester

Water column: 2000 mm

Tent pitching poles: Steel

Depth: 300 cm

| Size | Keder length | Wide | Ar-No. | Price |
|------|--------------|--------|--------|-------|
| M | 200 cm | 460 cm | 900575 | 131,- |
| L | 250 cm | 510 cm | 900573 | 152,- |
| XXL | 300 cm | 560 cm | 900572 | 195,- |

Mauritius Premium - awning with roll-up side walls

- Awnings with sewn-on side walls that can be stretched or rolled up as desired
- Dome roof has 2 fiberglass diagonal rods against water bagging
- High quality premium material
- Including 2 locking pieces for keder rail for optimal fixation
- Double piping Ø 5 + 8 mm
- Available in 2 designs: light grey/anthracite or completely anthracite



Anthracite finish with diagonally braced side walls



Light gray finish



Light gray finish with rolled up side panels

Dome roof, no water pockets

| Versions | Color | Weight | Pack size | Ar-No. | Price |
|---------------|------------|--------|----------------|--------|-------|
| Width: 260 cm | Light gray | 9 kg | L: 90x Ø 20 cm | 900155 | 249,- |
| Width: 300 cm | Light gray | 10 kg | L: 90x Ø 20 cm | 900156 | 279,- |
| Width: 260 cm | Anthracite | 9kg | L: 90x Ø 20 cm | 900157 | 249,- |
| Width: 300 cm | Anthracite | 10 kg | L: 90x Ø 20 cm | 900158 | 279,- |



Tour Easy Young 2 - Bus awning at the best price

- Large front door and side door can be rolled up or used as a sun awning
- Side windows with 1/2 mosquito net and 1/2 transparent PVC
- Side windows with inner cover
- Large D-shape door in back wall



Mounting height:
180 - 200 cm

The entry-level model for campers. The 1-tunnel awning for vans with a large door in the front, which can also be used as a sun awning. In both sides windows with 1/2 mosquito net and 1/2 transparent PVC.

Additional door in right side wall, D-shape door in rear wall (can be opened from one side) and airlock (45 cm). Incl. 3 roof reinforcement rods for more stability and to prevent water pockets when it rains.

Vehicle tie-downs: KederØ 5 + 8 mm, lock rod or loops for fixation with tension lines

Scope of delivery: Tent, 2 fiberglass poles, 2 pitching poles, 3 roof reinforcement poles, 1 lock pole, guy ropes, pegs, carry bag

| | | |
|---------------------|----------------|--------------|
| | 936556 | 229,- |
| Optional inner tent | 9365561 | 39,95 |
| Spare linkage | 9365562 | 19,95 |



Tour Easy Air - air awning for camping buses such as VW T6, Renault Trafic, Mercedes Vito, etc.

- Air technology
- Large front door with mosquito net
- Small pack size, low weight
- Vehicle lock with doors in both sides
- Practical opening for power cable
- Optional tent floor



Mounting height:
180 - 200 cm

The classic: 1-tunnel awning now with air technology. The large front door is additionally equipped with mosquito netting. Additional door in the side wall with 1/3 mosquito net and 2/3 transparent PVC film.

Front door and side door can also be used as awnings.

90 cm airlock to the vehicle with doors in both sides, floor ventilation, back wall (can be opened on both sides) with mosquito net.

Vehicle connection: Keder Ø 5+8 mm. Lock rod + loops for fixation with tensioning lines or suction cups.

Scope of delivery: Tent, 2 air tubes, 2 pitching poles, 3 roof reinforcement poles, 1 lock pole, guy ropes, pegs, air pump, carry bag

| | | |
|---------------------|----------------|--------------|
| | 936559 | 529,- |
| Optional inner tent | 936558 | 48,95 |
| Optional tent floor | 9365591 | 24,95 |
| Spare air hose | 9365592 | 49,95 |



Tour Easy 4 - Compact awning with high comfort

- Large front with mosquito net
- Sluice to open on both sides
- Mosquito net in both side walls
- With practical opening for power cable
- Optional inner tent available
- Optional tent floor

The Tour Easy 4 has all the features of the Tour Easy Young and offers the following additional features: The front has an additional mosquito net insert, the windows in the side walls are equipped with 1/3 mosquito net and 2/3 transparent PVC windows with inner cover. A power cable can be routed through a convenient opening on the bottom fan.

The lock to the vehicle with openings on both sides.

Vehicle connection: KederØ 5 + 8 mm, lock rod or loops for fixation with tensioning lines

Scope of delivery: Tent, 2 fiberglass poles, 2 pitching poles, 3 roof reinforcement poles, 1 lock pole, guy ropes, pegs, carry bag

| | | |
|---------------------|----------------|--------------|
| | 936550 | 349,- |
| Optional inner tent | 936558 | 48,95 |
| Optional tent floor | 9365581 | 29,95 |
| Spare linkage | 9365582 | 9,95 |



Mounting height:
180 - 200 cm



With opening for power cable





Tour Compact 2 - tunnel tent for mini campers and vans

Mounting height: 170- 190 cm

- Freestanding, concealed zippers
- Side window with 2/3 transp. PVC + 1/3 mosquito net + outdoor cover
- Bottom ventilation on both sides and 2 top vents in the front
- Large front door (W 140 cm), can be rolled up or used as awning
- Door in back wall (W 180 cm) can be rolled up, with 1/3 mosquito net
- Roof bars for more stability prevent water pockets in the rain
- Front with 2 side transparent windows with inner cover
- Vehicle connection: keder Ø5+8 mm, lock rod, guy loops

Tour Compact suitable for: VW Caddy/Mercedes Citan/Renault Kangoo/Ford Connect, KR + LR/Citroen Berlingo/Peugeot Partner

Scope of delivery: Tent skin, 2 fiberglass poles, 3 roof reinforcement poles (steel), 1 lock pole (steel), 2 pitching poles (steel), pegs (steel), guy ropes, packing bag

937013 289,-

Accessories:

Inner tent for Tour Compact 2

Dimensions: W 140 x L 200 cm

937014 39,95



Tour Action 7 - Bus awning with plenty of space

Mounting height: 180 - 200 cm

- Freestanding
- Hinged floor and inner tent optionally available
- Both side windows with 2/3 transparent PVC + 1/3 mosquito net - with external cover
- Bottom ventilation on both sides and 2 top vents in the front
- Airlock 90 cm with doors on both sides
- Large front door that can be rolled up or used as a sun awning.
- Door in back wall can be rolled up to both sides, with 1/3 mosquito net
- Roof bars for more stability prevent water pockets in the rain
- Concealed zippers
- Front with 2 side transparent windows with inner cover

Scope of delivery: Tent skin, 3 fiberglass poles, 3 roof reinforcement poles (steel), 1 lock pole (steel), 2 pitching poles (steel), pegs (steel), guy ropes, packing bag

900784 379,-

Optional inner tent: Allows max. 2 additional sleeping places in the awning, Dimensions W 140 x L200 cm

900786 39,95

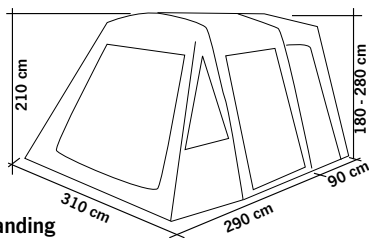
Optional hook-in tent floor

900785 19,95



Tour Breeze Air S, M & L - Perfectly ventilated

- Keder tie down with zipper for easy move away when tent is left standing
- Freestanding
- Transparent windows with extra large mosquito net inserts
- Front door can be used as awning
- Sewn PVC tent floor
- Storm bracing and air pump included
- 5 and 8 mm keder binding, lock rod or loops



Easy and quick to set up air bus awning. The transparent windows in the front and side are equipped with large mosquito nets for optimal ventilation and with cover outside. The back wall of the airlock is also equipped with mosquito nets.

Size S: mounting height 180 to 220 cm 936551 569,-

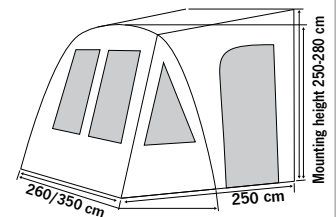
Size M: mounting height 225 to 250 cm 936552 599,-

Size L: mounting height 250 to 280 cm 936553 649,-



One Beam Air High - Only one air hose for quick setup!

- Large windows with privacy screen
- Front fully equipped with mosquito net and roll-up covers inside and outside
- Side panels have suction cups to attach to the vehicle
- Includes convenient carrying bag and air pump
- Vehicle tie-downs with keder 5 and 7 mm or loops for fixation with tensioning lines.



The camper awning with new air technology, only one air hose is needed. With external valve. Side walls with doors and windows with curtains provide maximum privacy. Floor only as a "frame" under air hoses for quick assembly. Color: gray, anthracite, lime. **935394 459,-**



Reimo Reisemobil-Center GmbH
Boschring 10 · D-63329 Egelsbach

Fon: +49 (0) 6150-8662-310
E-Mail: info@reimo.com
Web: www.reimo.com



Scan qr-code and discover
the complete Reimo
conversion range online!



[reimo_com](https://www.instagram.com/reimo_com)

[reimocom](https://www.pinterest.com/reimocom)

[ReimoCamping](https://www.youtube.com/ReimoCamping)



CAMPER VAN
FURNITURES



SELF-ASSEMBLY
MODULES



BEDROOM/SEAT
BENCH SYSTEMS



SLEEPING ROOFS/
LIFTING + HIGH ROOFS



EXPANSION-
ACCESSORIES



Deliveries subject to change. All prices in Euro incl. VAT.
All articles without decoration. Technical developments
and printing errors reserved. Status: March 2023

www.reimo.com